

SAP DESCRIPTION:

NC 480608 S

SKU No.

Maximum Flow Rate: 2244 GPM

Recommended Flow Rate: 1848 GPM

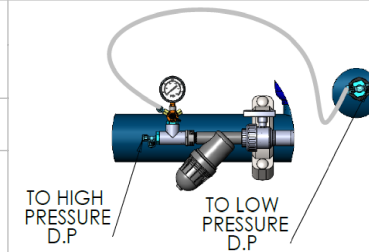
Inlet Pressure: 115 PSI

Sheet Size:

A4


Scale:

1:40



PROPRIETARY AND CONFIDENTIAL
 THE INFORMATION CONTAINED IN THIS DRAWING IS THE SOLE PROPERTY OF NETAFIM. ANY REPRODUCTION IN PART OR AS A WHOLE WITHOUT THE WRITTEN PERMISSION OF NETAFIM IS PROHIBITED

| | | |
|-------------|-------|------------|
| Designed By | | |
| Drawn By | KEREM | 04/03/2020 |
| Checked By | | |
| QA | | |
| Sheet: 1 | Of: 3 | Rev. - |



SAP DESCRIPTION:

NC 480608 S

SKU No.

Maximum Flow Rate: 2244 GPM

Recommended Flow Rate: 1848 GPM

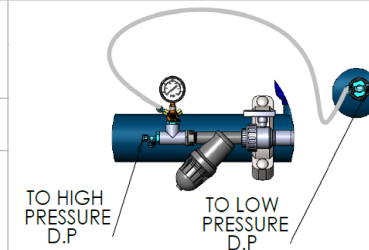
Inlet Pressure: 115 PSI

Sheet Size:

A4

Scale:

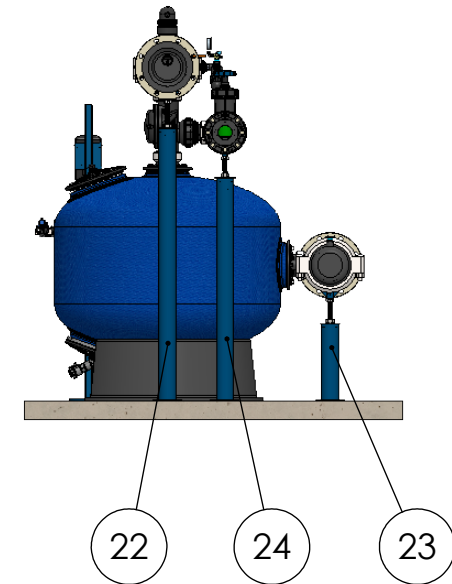
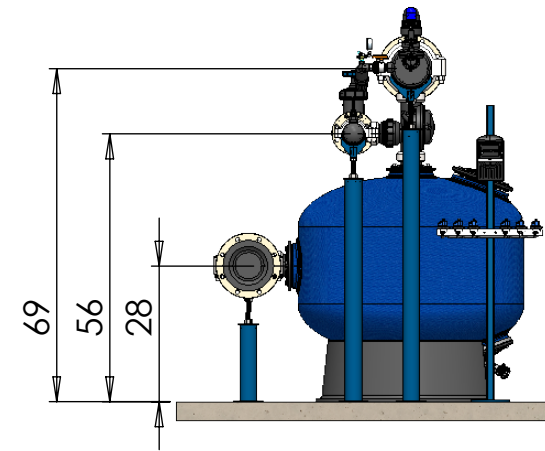
1:40



PROPRIETARY AND CONFIDENTIAL
 THE INFORMATION CONTAINED IN THIS DRAWING IS THE SOLE PROPERTY OF NETAFIM. ANY REPRODUCTION IN PART OR AS A WHOLE WITHOUT THE WRITTEN PERMISSION OF NETAFIM IS PROHIBITED

| | | |
|-------------|-------|------------|
| Designed By | | |
| Drawn By | KEREM | 04/03/2020 |
| Checked By | | |
| QA | | |
| Sheet: 2 | Of: 3 | Rev. - |

| ITEM NO. | SAP Description | SAP Cat. No. | QTY. |
|----------|---|--------------|------|
| 1 | SANDSTROM NC TANK 48"X4" VIC | 71920-003210 | 6 |
| 2 | PE MAN 8"*2 OUT*4" VIC F/48" TANK | 71920-002070 | 6 |
| 3 | PE BF MAN 4"*2 OUT*3" VIC F/48" TANK | 71920-002030 | 3 |
| 4 | PE STUB END 8" W/O FLANGE | 71920-002315 | 2 |
| 5 | PE STUB END 4" W/O FLANGE extended | 71920-002305 | 1 |
| 6 | PE CAP 4" VIC | 71920-002405 | 1 |
| 7 | PE CAP 8"VIC W/1 OUT 3/4"BSP+2 OUT 2"BSP | 71920-002508 | 1 |
| 8 | PE CAP 8" VIC W/1 OUT 3/4" BSP | 71920-002509 | 1 |
| 9 | DOROT BF valve 4"*3"*4" vic vic vic | 71600-006595 | 6 |
| 10 | 4" THROTTLE VALVE FLANGED TYPE F/BF MAN | 71920-000110 | 1 |
| 11 | VICTAULIC COUPLING 3" ONE BOLT | 71910-002501 | 6 |
| 12 | VICTAULIC COUPLING 4" ONE BOLT | 71910-002502 | 22 |
| 13 | VICTAULIC COUPLING 8" TWO BOLT | 71910-002504 | 8 |
| 14 | LOOSE FLANGE PP ANSI 225X8" | 75090-012435 | 2 |
| 15 | LOOSE FLANGE PP ANSI 110X4" | 75090-012415 | 1 |
| 16 | S75PL H 2" QRV NPT PP 3WNC R | 71600-002338 | 1 |
| 17 | Plastic Nipple 2" BSP | 75090-012457 | 1 |
| 18 | Control stand + controller + Aquative bracket | | 1 |
| 19 | CONTROL KIT FOR MEDIA FILTER - BSP | 37090-009600 | 1 |
| 20 | L.P. Check point (part of control kit) | | 1 |
| 21 | BARAK PLASTIC BASE 2 GD-010(NPT) | 70561-001500 | 1 |
| 22 | SUPPORT LEG 8"X1440 FOR NC | 71920-003050 | 2 |
| 23 | SUPPORT LEG 8"X410 FOR NC | 71920-003040 | 4 |
| 24 | SUPPORT LEG 4"X1180 FOR NC | 71920-003010 | 2 |



SAP DESCRIPTION:

NC 480608 S

SKU No.

Maximum Flow Rate: 2244 GPM

Recommended Flow Rate: 1848 GPM

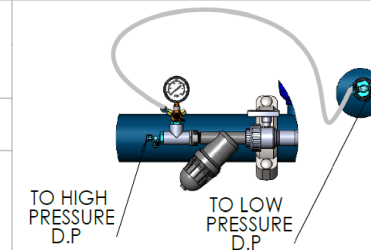
Inlet Pressure: 115 PSI

Sheet Size:

A4

Scale:

1:40



PROPRIETARY AND CONFIDENTIAL
THE INFORMATION CONTAINED IN THIS DRAWING IS THE SOLE PROPERTY OF NETAFIM. ANY REPRODUCTION IN PART OR AS A WHOLE WITHOUT THE WRITTEN PERMISSION OF NETAFIM IS PROHIBITED

Designed By

Drawn By KEREM 04/03/2020

Checked By

QA

Sheet: 3 Of: 3 Rev. -