


Elevate

Elevate yield and other crop characteristics with the industry's highest performing spectrally tunable grow light. Whether growing flowers, vegetables, fruit or medicinal plants, the Elevate product family will help deliver more from the plants with less power, risk & resource consumption.



Flexible, Modular Design



Tool-Free Installation



User-Friendly

Benefits & Features

- ✓ Industry-leading Photosynthetic Efficacy
- ✓ Compatible with standards-based wired and wireless controls
- ✓ Multiple Spectrum options
- ✓ Sub-Canopy & Side-Lighting Options – boost yield beyond canopy saturation
- ✓ Quick connect wire harnesses for Plug-and-Play installation
- ✓ Rope ratchet or Aircraft cable mounting options

Elevate-8F Specifications

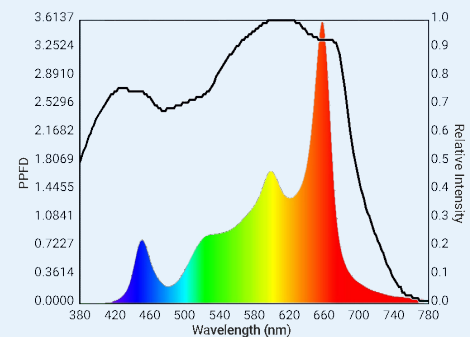
(8 bar)

- + PPE ($\mu\text{mol}/\text{J}$): > 2.8
- + PPF ($\mu\text{mol}/\text{s}$): > 1950
- + PPFD: 700 – 1000 Typ.
- + Recommended Coverage Area:
 - 4' x 4' single unit (6- to 10-bar)
 - 4' x 5' end-to-end (8- to 12-bar)
- + Power Supplies: Dim-to-Off, Programmable
- + Testing / Certification: UL / DLC
- + Warranty (System): 5 years
- + Warranty (Driver): 7 years (@ < 75°C)
- + Fixture Dimensions/Weight:
 - Max 43" x 45" x 5" (drivers on-board) @ 34 lbs
 - Max 43" x 45" x 3" (drivers remote) @ 22 lbs

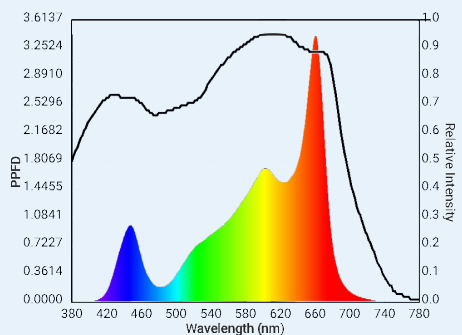
Spectrum Power Distribution

TWO CHANNELS TOGETHER OR INDEPENDENTLY CONTROLLED





PPFD CHANNEL A



PPFD CHANNEL B



Grow Lights

Product	Description	Units	Part No.	Component Details
Vertical Flower Grow Light 	8-Bar High Performance Spectrum Tunable Bloom Light	16 units/pallet	Elevate-8F	Fully assembled; Ready to mount; See included accessories below
Vertical Vegetative Grow Light 	4-Bar High Performance Veg Light	16 units/pallet	Elevate-4V	Fully assembled; Ready to mount; See included accessories below
Single Bar Grow Light 	Top or In Canopy (Single Bar Only)	8 units/count	SC1-T-ECO BO	Light Bar Only 24VDC Constant Current
Subcanopy Grow Light 	Subcanopy Fixture (4 Bar w/ Driver and cords)	16 units/pallet	SC4PLUS	Order AC and DC cables separately

Grow Light Accessories

Type	Part No.	Description	Included Elevate-8F	Included Elevate-4V
AC Power Cabling	AC4D	AC Daisy Chain (4 Light)		
AC Power Cabling	ACWJ	AC Quick Connect to Flying Leads (1 Light)		
AC Power Cabling	ACEX10	AC Extension (10' cable)		
AC Power Cabling	ACTC	AC Quick Connect Tee	1	1
AC Power Cabling	ACN6-15P	AC Cable and Plug NEMA 6-15P	1	1
DC Control Cabling	DC-5	DC 1-to-5 Splitter	2	1
DC Control Cabling	DCex10	DC Extension (10' cable)		
DC Control Cabling	DS5	DC Daisy Chain (2-Pin) (4 Driver)		
DC Control Cabling	FLS	Mini Quick Connect to Flying Leads	1	1
DC Control Cabling	ZGA1	Integrated Zhaga Connector (for DC Control)	2	1
Mounting	YYR2	Nylon mountring rope ratchets (2 pc pack)	2	2
Controls	SPTRUWIFI	SpecTru Spectral Sensor w/ Wifi		
Controls	BLETDL	Bluetooth Adapter for up to 40 Drivers		
Controls	MAN10	Rotary Manual (0-10) Dimmer		

Electrical Specs

- + Industrial UL Class P (Type HL) Programmable LED Driver
- + Input Voltage: 90~305Vac (480Vac available – contact manufacturer)
- + Power Range (LED) for Flowering:
 - 515 W - 615 W (~560-670 W_{in})
- + Total Input Current (Amps):
 - 1.9 – 2.3A @ 277V;
 - 2.1 – 2.6A @ 240V;
 - 4.3 – 5.1A @ 120V;
- + Efficiency: 93%+
- + Built-in Active PFC Function > 98% @ Full load
- + Dimming Function: 0.5V-10V, Dim-to-Off
- + Reliability Protection: OVP, SCP, OTP, and 10KV Surge Protection
- + Safety Regulation:
 - UL8750,
 - UL8800 & EN61347,
 - DLC
- + Waterproof Rating: IP66