

SAP DESCRIPTION:
 MTL SNG 360708 C A08 BFC DC SOL DC NGR

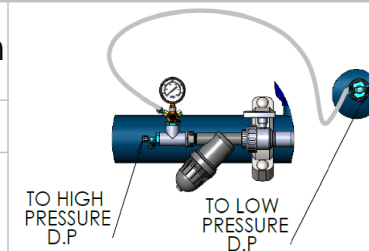
SKU No.

Maximum Flow Rate: 350 m³/h

Inlet Pressure: 8 Bar

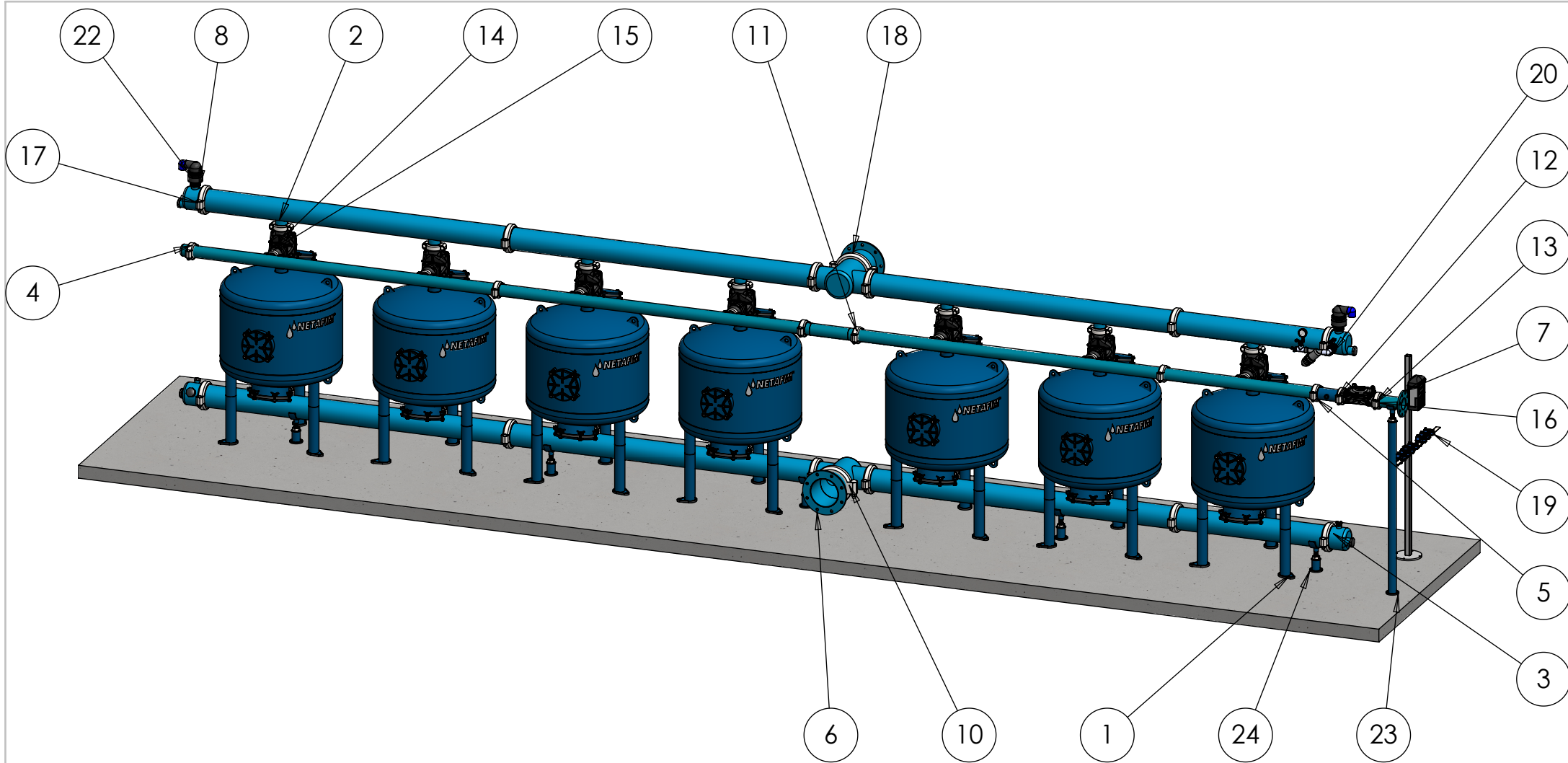
Sheet Size:
 A4

Scale:
 1:40



PROPRIETARY AND CONFIDENTIAL
 THE INFORMATION CONTAINED IN THIS DRAWING IS THE SOLE PROPERTY OF NETAFIM. ANY REPRODUCTION IN PART OR AS A WHOLE WITHOUT THE WRITTEN PERMISSION OF NETAFIM IS PROHIBITED

Designed By	tamir	25/01/2017
Drawn By	Pablo H.	30 Jul 2017
Checked By		
QA		
Sheet: 1	Of: 3	Rev. -



SAP DESCRIPTION:
 MTL SNG 360708 C A08 BFC DC SOL DC NGR

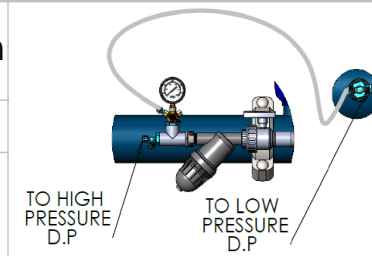
SKU No.

Maximum Flow Rate: 350 m³/h

Inlet Pressure: 8 Bar

Sheet Size:
A4

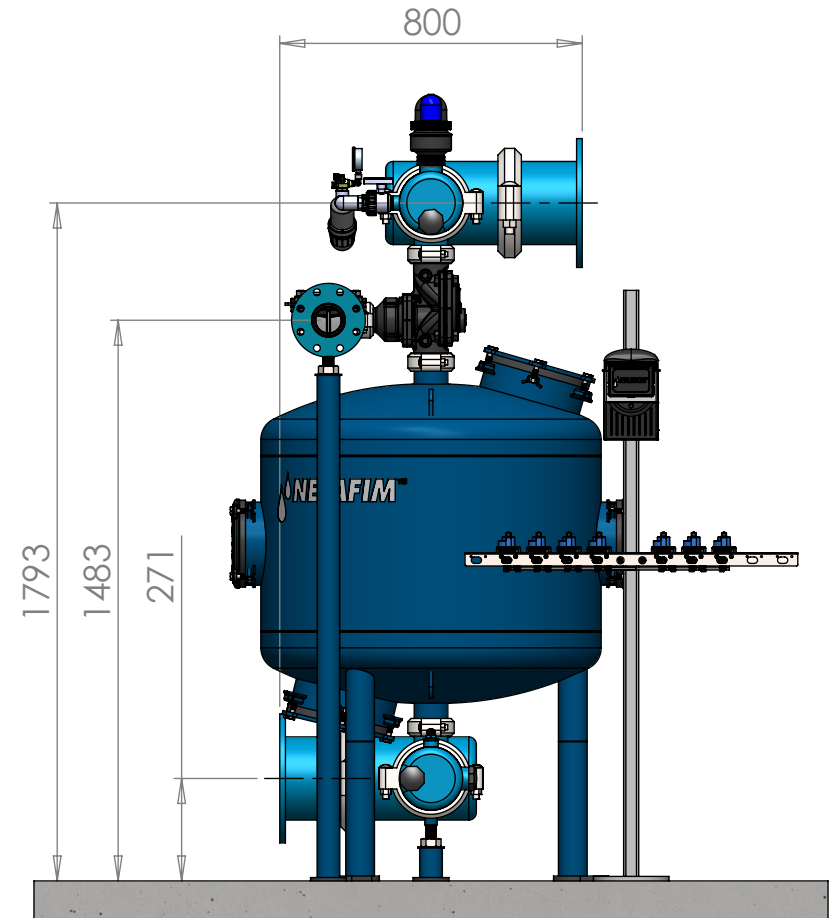
Scale:
1:40



PROPRIETARY AND CONFIDENTIAL
 THE INFORMATION CONTAINED IN THIS DRAWING IS THE SOLE PROPERTY OF NETAFIM. ANY REPRODUCTION IN PART OR AS A WHOLE WITHOUT THE WRITTEN PERMISSION OF NETAFIM IS PROHIBITED

Designed By	tamir	25/01/2017
Drawn By	Pablo H.	30 Jul 2017
Checked By		
QA		
Sheet: 2	Of: 3	Rev. -

ITEM NO.	SAP Description	SAP Cat. No.	QTY.
1	METAL SNG.CHA. 36"*3" VIC PHENOL PN8	71910-001603	7
2	METAL MAN 6"*2 OUT*3" VIC F/30-36" TANK	71910-001710	6
3	METAL MAN 6"*1 OUT*3" VIC F/30-36" TANK	71910-001701	2
4	METAL BF MAN 3"*2 OUT*2" VIC F/30-36" T	71910-001709	3
5	METAL BF MAN 3"*1 OUT*2" VIC F/30-36" T	71910-001700	1
6	METAL TRANSITION 8" ANSI FLANGE*VIC	71910-002012	2
7	METAL TRANSITION 3" ANSI FLANGE*VIC	71910-002003	1
8	MET CUP 6"VIC W/2 OUT 2"NPT+1 OUT 1"NPT	71910-001802	4
9	METAL CUP 3" VIC	71910-001791	1
10	METAL TEE CON 8*6*8 VIC L-420MM	71910-002300	2
11	METAL NIPPLE VIC/VIC 3"*420MM	71910-009000	1
12	METAL NIPPLE 3"*200MM VIC/VIC+(3/4" NPT)	71910-008981	1
13	D 100 CI G 3" FRV VIC PP 3W-29310(082)	71600-052300	1
14	NET METAL B.F VALVE 3X2 STRAIGHT VIC	71600-006670	7
15	VICTAULIC COUPLING 2" ONE BOLT	71910-002500	7
16	VICTAULIC COUPLING 3" ONE BOLT	71910-002501	29
17	VICTAULIC COUPLING 6" ONE BOLT	71910-002503	12
18	VICTAULIC COUPLING 8" TWO BOLT	71910-002504	2
19	Control stand + controller + Aquative bracket		1
20	CONTROL KIT FOR MEDIA FILTER - NPT	37090-009610	1
21	L.P. Check point (part of control kit)		1
22	BARAK PLASTIC BASE 2 GD-010(NPT)	70561-001500	2
23	SUPPORT LEG 3"-1400MM	71910-001892	1
24	SUPPORT LEG 6"-150MM	71910-001908	5



SAP DESCRIPTION:

MTL SNG 360708 C A08 BFC DC SOL DC NGR

SKU No.

Maximum Flow Rate: 350 m³/h

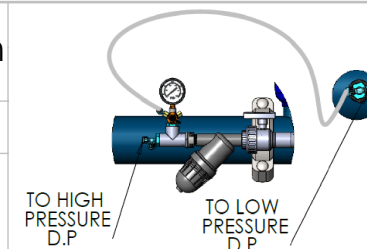
Inlet Pressure: 8 Bar

Sheet Size:

A4

Scale:

1:20



NETAFIM™

PROPRIETARY AND CONFIDENTIAL
THE INFORMATION CONTAINED IN THIS DRAWING IS THE SOLE PROPERTY OF NETAFIM. ANY REPRODUCTION IN PART OR AS A WHOLE WITHOUT THE WRITTEN PERMISSION OF NETAFIM IS PROHIBITED

Designed By: tamir 25/01/2017

Drawn By: Pablo H. 30 Jul 2017

Checked By:

QA

Sheet: 3 Of: 3 Rev. -