

SAP DESCRIPTION:

MTL SNG 480308 S

SKU No.

Maximum Flow Rate: 1122 GPM

Recommended Flow Rate: 924 GPM

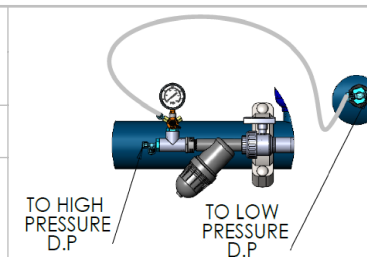
Inlet Pressure: 115 PSI

Sheet Size:

A4

Scale:

1:25



NETAFIM™

PROPRIETARY AND CONFIDENTIAL
THE INFORMATION CONTAINED IN THIS
DRAWING IS THE SOLE PROPERTY OF
NETAFIM. ANY REPRODUCTION IN PART
OR AS A WHOLE WITHOUT THE WRITTEN
PERMISSION OF NETAFIM IS PROHIBITED

Designed By

Drawn By

KEREM

24/12/2019

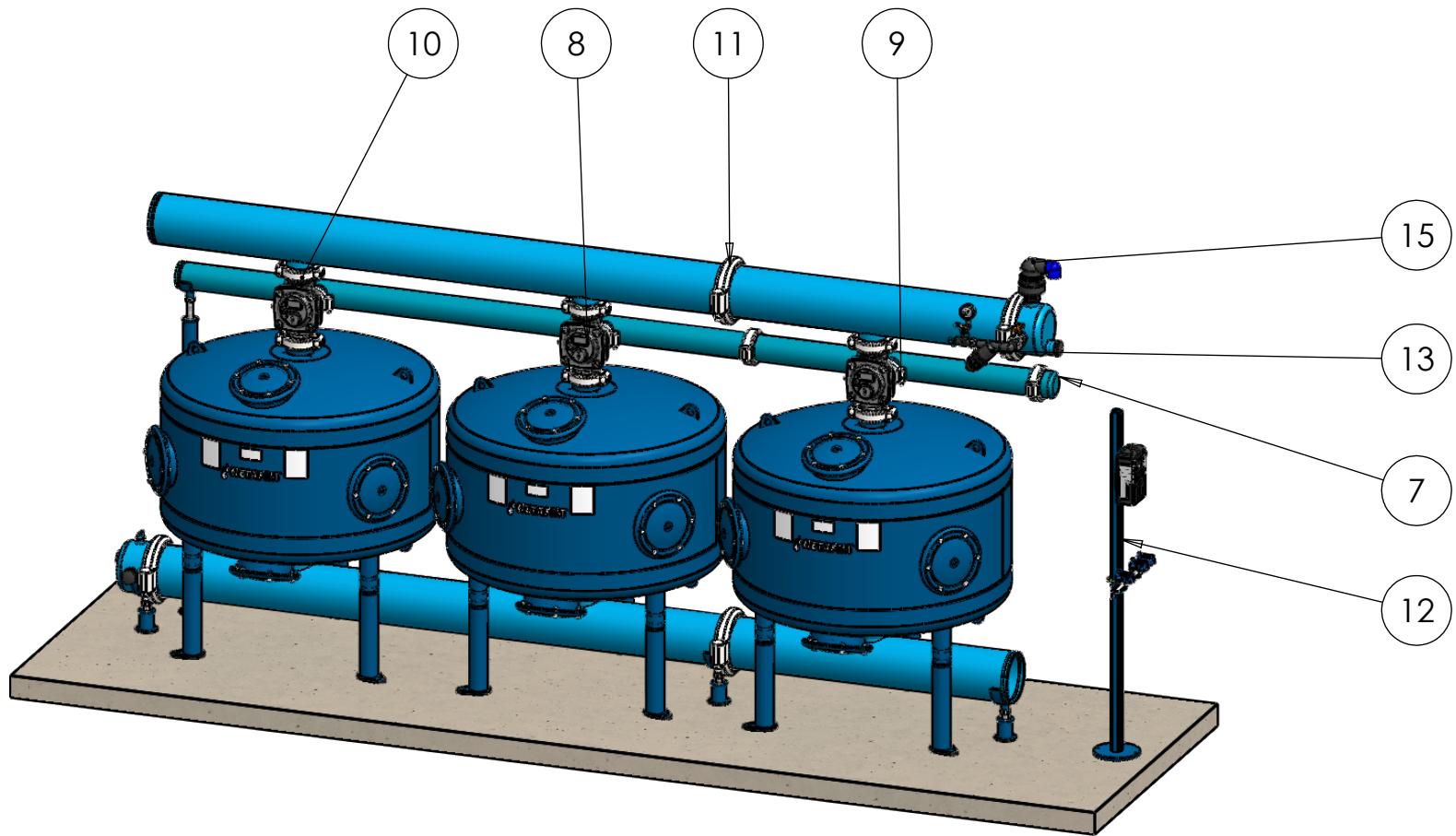
Checked By

QA

Sheet: 1

Of: 3

Rev. -



SAP DESCRIPTION:

MTL SNG 480308 S

SKU No.

Maximum Flow Rate: 1122 GPM

Recommended Flow Rate: 924 GPM

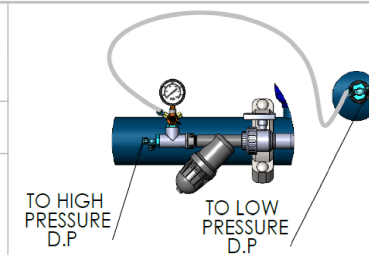
Inlet Pressure: 115 PSI

Sheet Size:

A4

Scale:

1:30



PROPRIETARY AND CONFIDENTIAL
THE INFORMATION CONTAINED IN THIS DRAWING IS THE SOLE PROPERTY OF NETAFIM. ANY REPRODUCTION IN PART OR AS A WHOLE WITHOUT THE WRITTEN PERMISSION OF NETAFIM IS PROHIBITED

Designed By

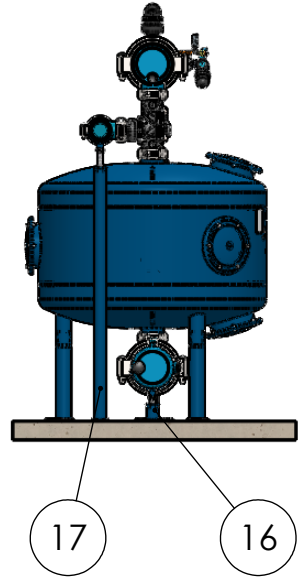
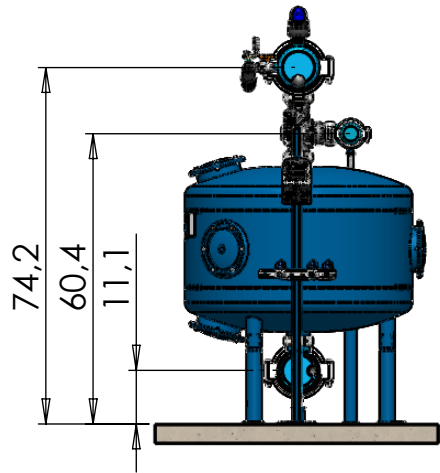
Drawn By KEREM 24/12/2019

Checked By

QA

Sheet: 2 Of: 3 Rev. -

ITEM NO.	SAP Description	SAP Cat. No.	QTY.
1	METAL SNG.CHA.PLUS 48"*4" VIC PN08 LONG	71910-001626	3
2	METAL MAN 8"*2 OUT*4" VIC F/48" TANK	71910-001713	2
3	METAL MAN 8"*1 OUT*4" VIC F/48" TANK	71910-001704	2
4	METAL BF MAN 4"*2 OUT*3" VIC F/48" TANK	71910-001712	1
5	METAL BF MAN 4"*1 OUT*3" VIC F/48" TANK	71910-001703	1
6	MET CUP 8"VIC W/2 OUT 2"NPT +1 OUT 1"NPT	71910-001804	2
7	METAL CUP 4" VIC	71910-001792	1
8	NET METAL B.F VALVE 4X3 STRAIGHT VIC	71600-006660	3
9	VICTAULIC COUPLING 3" ONE BOLT	71910-002501	3
10	VICTAULIC COUPLING 4" ONE BOLT	71910-002502	11
11	VICTAULIC COUPLING 8" TWO BOLT	71910-002504	4
12	Control stand + controller + Aquative bracket		1
13	1" CONTROL KIT FOR MEDIA FILTER - NPT	37090-009610	1
14	L.P. Check point (part of control kit)		1
15	BARAK PLASTIC BASE 2 GD-010(NPT)	70561-001500	1
16	SUPPORT LEG 8"-150MM	71910-001916	3
17	SUPPORT LEG 4"-1400MM	71910-001952	1



SAP DESCRIPTION:

MTL SNG 480308 S

SKU No.

Maximum Flow Rate: 1122 GPM

Recommended Flow Rate: 924 GPM

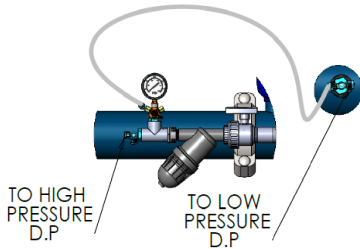
Inlet Pressure: 115 PSI

Sheet Size:

A4

Scale:

1:40



PROPRIETARY AND CONFIDENTIAL
THE INFORMATION CONTAINED IN THIS DRAWING IS THE SOLE PROPERTY OF NETAFIM. ANY REPRODUCTION IN PART OR AS A WHOLE WITHOUT THE WRITTEN PERMISSION OF NETAFIM IS PROHIBITED

Designed By		
Drawn By	KEREM	24/12/2019
Checked By		
QA		
Sheet: 3	Of: 3	Rev. -