

DRIPLINES, DRIPPERS & OTHER EMITTERS

Product Catalog

2020
v1.0

 **NETAFIM**™
GROW MORE WITH LESS

Contents

→ INTRODUCTION..... 4

→ AGRICULTURE PRODUCT PORTFOLIO

UniRam™ RC	16009 - 16010 - 16012 - 17012 - 20010 - 20012 - 23010.....	10
UniRam™ AS	16009 - 16010 - 16012 - 17012 - 20010 - 20012 - 23010.....	16
UniRam™ AS XR	16010 - 16012 - 20012 - 23010.....	22
UniRam™ CNL	16009 - 16010 - 16012 - 17012 - 20010 - 20012 - 23010.....	26
UniRam™ HCNL	16009 - 16010 - 16012 - 17012 - 20010 - 20012 - 23010.....	32
UniWine™ RC	16010 - 20012.....	38
UniWine™ AS	16010 - 16012 - 17012 - 20010 - 20012.....	40
UniGray™ CNL & HCNL	16010 - 16012 - 17012 - 20010 - 20012.....	46
UniWhite™ CNL & HCNL	16010 - 16012 - 17012 - 20010 - 20012.....	52
DripNet PC™ TWD & MWD	12125 - 12150 - 12200 - 12250 - 16125 - 16150 - 16200 - 16250 22135 - 22150 - 22250 - 25135 - 25150 - 25250.....	58
DripNet PC™ AS TWD & MWD	12125 - 12150 - 12200 - 12250 - 16125 - 16150 - 16200 - 16250 22135 - 22150 - 22250 - 25135 - 25150 - 25250.....	66
DripNet PC™ HWD	12009 - 12010 - 16009 - 16010 - 16012 - 20010 - 20012 - 23009.....	74
DripNet PC™ AS HWD	12009 - 12010 - 16009 - 16010 - 16012 - 20010 - 20012 - 23009.....	80
Aries™ HWD	12010 - 16009 - 16010 - 16012 - 20010 - 20012.....	86
Aries™ MWD	12200 - 12250 - 16200 - 16250 - 16008 - 22250.....	90
Aries™ TWD	12150 - 16125 - 16150 - 22125.....	96
Typhoon™ Plus	12125 - 12150 - 16080 - 16100 - 16125 - 16150 - 16180 22080 - 22100 - 22135 - 22150 - 22180 - 25135 - 25150.....	100
Streamline™ X	12060 - 12080 - 16050 - 16060 - 16070 - 16080 - 16100 22050 - 22060 - 22070 - 22080 - 22100.....	114
Microdrip.....		128
PC, PC-LCNL, PC-HCNL On line drippers.....		130
PCJ, PCJ-LCNL, PCJ-HCNL On line drippers.....		134
PCJ-HF On line Bubblers.....		140
Button & Pot Drinker On line drippers.....		144
CapiNet™ On line drifter.....		148
Arrow Drippers.....		150
Spiders.....		152
NetBow™ Dripping arc.....		156
Assembled Driplines.....		158
Blank Driplines.....		160

→ LANDSCAPE PRODUCT PORTFOLIO

UniTechline™ AS.....	164
UniTechline™ AS XR.....	168
Techline™ CV.....	170
Bioline™ AS.....	172
TechNet™.....	176
TechNet™ AS.....	180
TechNet™ AS XR.....	184
Landline™ 12 and 16.....	188
Landline™ 8.....	190
Techflow™ Junior On line drippers.....	192
Technical Terms.....	194
Netafim™ Products Warranty.....	195
Limited Warranty.....	196

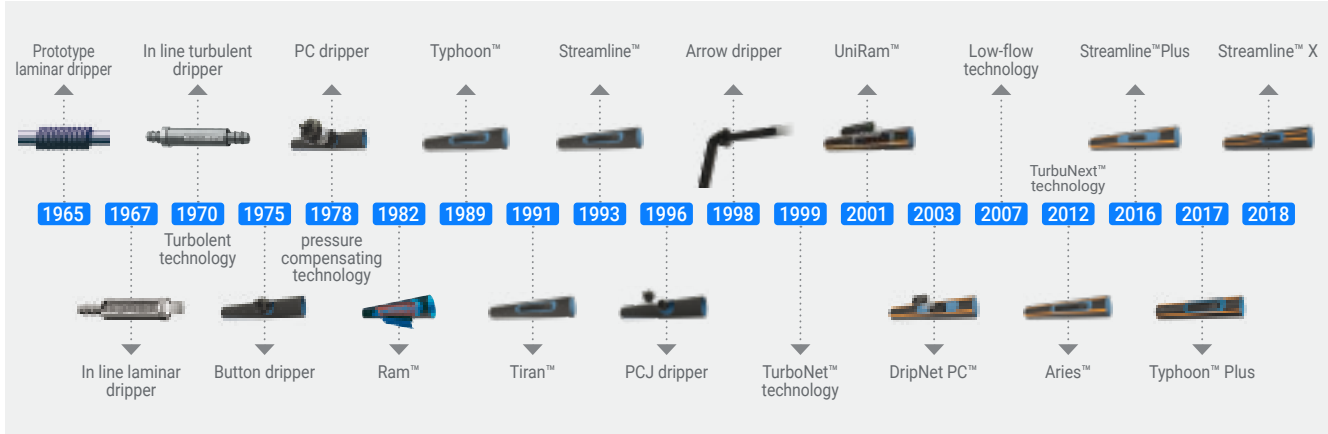
Products appearing in this catalogue may be covered by one or more of the following US Patent Nos. 6027048, 6206305 and other U.S. patents pending or corresponding issued or pending foreign patents. All rights are reserved. You are specifically prohibited and not allowed to reproduce, copy, duplicate, manufacture, supply, sell, hire, distribute or adapt all or any part of this publication including any packaging. Netafim™, are trademarks of Netafim™ Ltd., registered in the U.S. and other countries. We endeavor to provide accurate, quality and detailed information. However we cannot accept liability for your reliance on the provided information and you are advised to independently seek professional advice from Netafim™ and/or its authorized representatives. There is no undertaking by us that the provided information or any part thereof is accurate, complete or up to date. Mention of third-party products is for informational purposes only and constitutes neither an endorsement nor a recommendation. Netafim™ assumes no responsibility with regard to the performance or use of these products. In no event shall Netafim™ be liable for any indirect, incidental, special or consequential damages.

INTRODUCTION

→ NETAFIM DRIPPERS AND DRIPLINES PORTFOLIO

Netafim had been at the forefront of innovation in drip for over 50 years.

It started with the invention of the dripper in the 60's and continue leading the drip industry with innovative products until today.

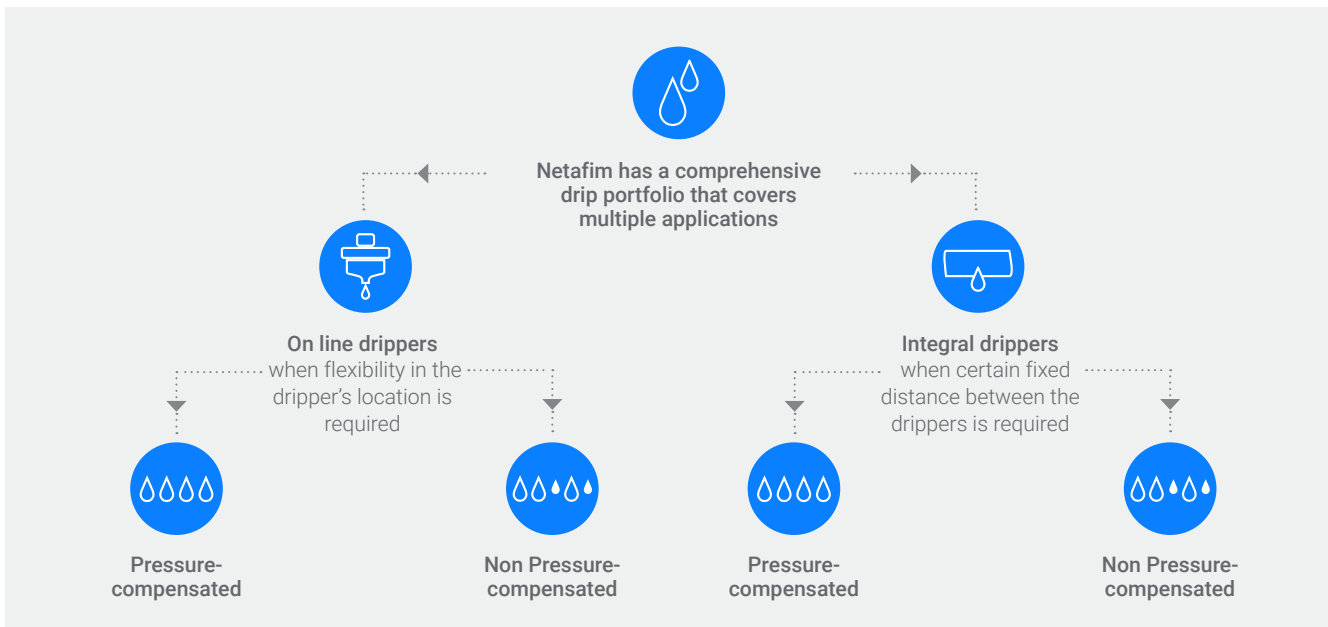


Netafim offers a comprehensive portfolio of drippers (on line) and driplines (integral) that covers a wide range of crops and applications.

Our drip portfolio (on line and integral) is divided into two main categories, Pressure- compensated drippers and driplines (PC), and Non Pressure- compensated drippers and driplines (NPC).

PC drippers are designed to discharge water at a very uniform flow rate under a wide range of water pressures.

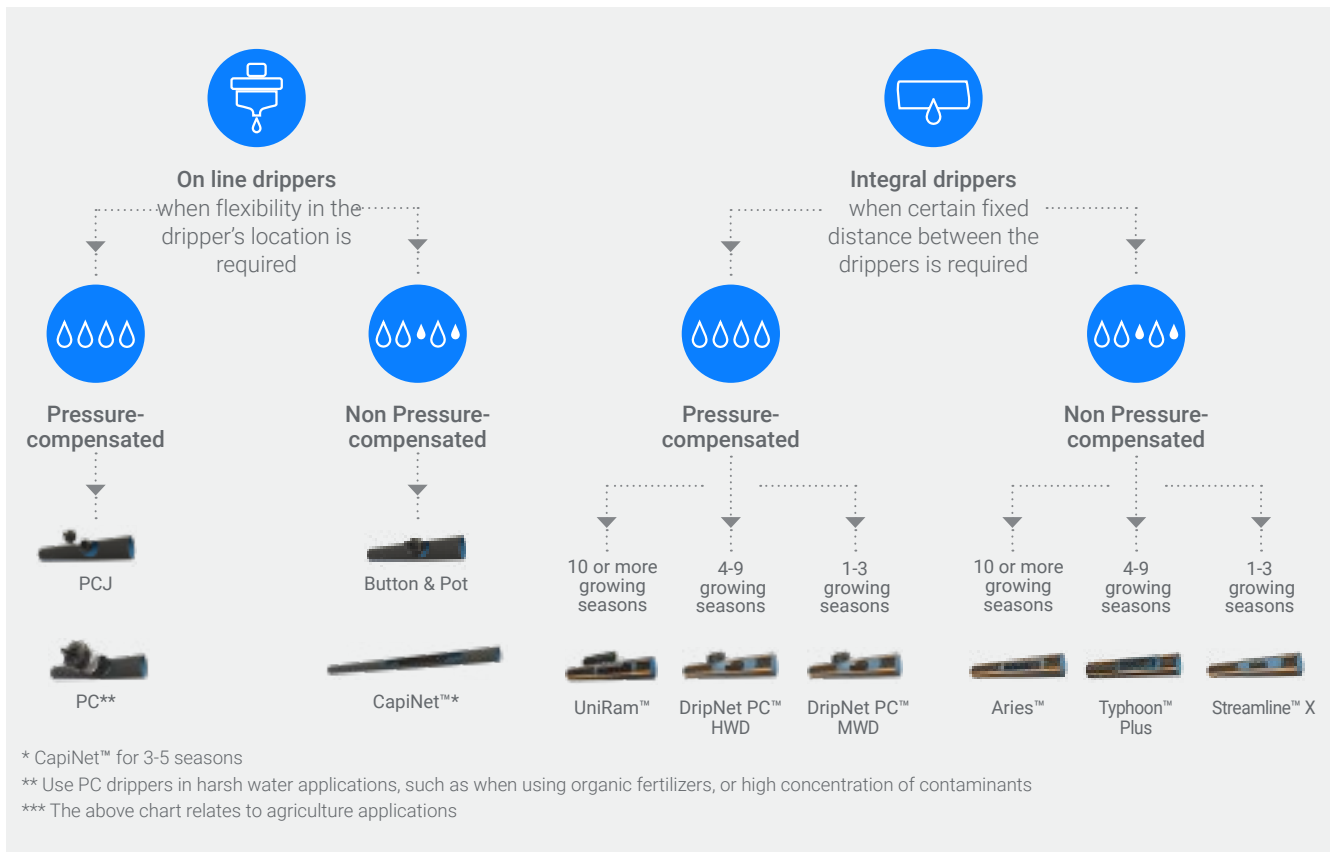
While NPC drippers discharge varies under varying pressures.



Each main driperline category is further divided into three sub-categories covering different uses or applications.

The sub-categories are Heavy Wall Driplines (HWD), Medium Wall Driplines (MWD) and Thin Wall Driplines (TWD).

- ✓ Heavy wall driplines include driplines with wall thickness of 0.9 mm or thicker (10 & more seasons).
- ✓ Medium wall driplines include driplines with wall thickness between 0.50 mm and 0.89 mm (included) (4-9 seasons).
- ✓ Thin wall driplines include driplines with wall-thickness of 0.45 mm (included) or thinner (1-3 seasons).



Our driplines portfolio includes additional features, which can also include one or more of the following important features:

- ✓ Anti-Siphon mechanism (AS)
- ✓ Anti-Drain mechanism (CNL)
- ✓ Anti-Drain mechanism; high shut-off pressure (HCNL)
- ✓ Anti-Siphon with eXtra Root Resistance (AS XR)
- ✓ Flap

AS: Anti-Siphon mechanism blocks contaminants from being drawn into the dripper from outside, makes it a critical addition to driplines installed below the surface, i.e. sub surface drip irrigation (SDI).

CNL: also called Anti-Drain, is an anti-drainage mechanism. When the pressure in the pipes drops (after valves shut-off at the end of an irrigation cycle) and the desired pressure is achieved, the CNL mechanism closes the water passage, hence pipes remain full of water and are ready for the next cycle, this makes it ideal for pulse irrigation (irrigation in short frequent cycles) in greenhouses, nurseries, and fruit trees.

HCNL: also called High Level Anti-Drain, is anti-drainage mechanism, similar to the CNL, but with higher shut-off pressure. This mechanism provides two main benefits:

1. Allows installation of non-leakage systems in areas with steeper slopes, thereby improving system efficiency, and reducing the number of DNLs (Dripline Non-Leakage Valves).
2. Enables maintaining a higher pressure within the driplines used in pulse irrigation, hence allowing mixing and circulating water and nutrients in the system prior to an irrigation event. This makes it ideal for pulse irrigation (irrigation in short frequent cycles) in greenhouses, nurseries, and fruit trees.

AS XR (Anti-Siphon with eXtra Root Resistance): reduces significantly the risk of roots penetrating and clogging the drippers by incorporating copper oxide that inhibit root growth within the dripper. This innovative resin is mixed in the dripper cover to offer long lasting effect throughout the dripline life. AS XR drippers are available in both UniRam™ and DripNet PC™. UniRam™ also includes physical root barrier.

Flap: Located in the same place, instead of a open hole outlet, the dripline wall is punched in a special shape. During irrigation the water pushes the flap open to allow drip. It acts also as physical barrier when there is no water to prevent root intrusion, and keeps drippers clean when installed from sand penetration. Flap exist only in TWD, except very unique cases.

→ NETAFIM PORTFOLIO MAPPING

ON LINE PC DRIPPERS	ON LINE NPC DRIPPERS	INTEGRAL PC DRIPLINES	INTEGRAL NPC DRIPLINES	OTHER EMITTERS
PC dripper	Button dripper	UniRam™	Aries™	Arrow dripper
PCJ dripper	Pot dripper	DripNet PC™	Typhoon™ Plus	NetBow™
	CapiNet™ dripper	UniTechline™	Streamline™ Plus	
		Techline™	Microdrip	
		TechNet™	Landline™	

To select the right dripper, one needs to consider two variants: the crop, and the application it is intended to be used for. Other variants may apply which can narrow the selection and utilize additional features in Netafim portfolio.

The following diagram assists in selecting the right dripline or dripper for your application. Please note, this is only a generic guideline, for more specific guidelines please contact a Netafim expert in your region.

Additional features may also be considered when selecting your dripper or dripline:

- ✓ When the dripline is sub-surface installed, it is recommended to use AS in PC driplines, or Flap in Non PC driplines .
- ✓ In pulse irrigation especially in soilless media, it is recommended to use CNL driplines or drippers.
- ✓ If higher pressure is required for your dripper, or for steep topography, HCNL driplines or drippers is recommended.
- ✓ If there is a risk for root penetration in sub-surfaced installed driplines the use of AS XR in PC driplines is recommended.

	AS	XR	CNL	HCNL	FLAP*
UniRam™	√	√	√	√	-
DripNet PC™	√	√	-	-	√
PC	√	-	√	√	-
PCJ	√	-	√	√	-
Aries™	-	-	-	-	√
Typhoon™ Plus	-	-	-	-	√
Streamline™ X	-	-	-	-	√

*Only on TWD

The following catalog is an aid material to enable to find basic data on each of the drip products at hands reach.

In each section you will find:

1. Main applications of the item displayed
2. Features and benefits
3. Technical specifications
4. Technical data of drippers and driplines
5. A table of all active catalog numbers
6. Basic packaging data

Use of the catalog number tables

The tables display main data. For further information apply to a Netafim representative.

A Netafim catalog number consists of the following elements:

- a) 5 consecutive digits indicating the material group
- b) 6 consecutive digits indicating a specific product within that material group.

To create a full catalog number, choose the relevant material group and add to it the 6 digits that define dripper flow rate and spacing (these instructions apply to the integral products).

For example:

UniRam™ AS 16009
 Catalog number 13740 - (any of below 6 digits)

FLOW RATE (L/H)	DISTANCE BETWEEN DRIPPERS (M)													
	0.15	0.20	0.25	0.30	0.33	0.40	0.50	0.60	0.65	0.70	0.75	0.80	0.90	1.00
0.7														
1.0		001190		001200		001250	001400	001550	001570	001600				
1.6				002300			002500	002600	002650	002700	002750	002800		
2.3				003400		003690	003700	003800	003850	003870	003900	004000	004100	004200
3.5				009700		009750	010035	010040	010045	010050	010100	010150	010200	000001
Bundled coil length (m)	500	500	500	500	500	500	500	500	500	500	500	500	500	500

Missing catalog numbers available upon request.

Product : UniRam™ AS 16009, 1.6 l/h , 0.50 m = 13740-002500

*In the same table additional information can be found:

- 1. Equipment will arrive driplines package data (on bundled coil)
- 2. Length of dripline on the coil: 500 m

As specified above, these are the active catalog numbers in our ERP systems. Additional numbers can be activated/ opened as required in each of the empty cells in the table.

We recommend using standard specifications, such as diameter, wall thickness, spacing and coil lengths. Non standard specifications might be subjected to unique product cost increase.

As for the other products (on line drippers, arrow drippers, etc.) the tables similarly display the relevant material group (first 5 digits) where the numbers in the tables (the other 6 digits) indicate the number of units supplied in each of the different packing options.

This catalog contains all the metric based information. It does not include all the USA used catalog numbers.

Average Coil Weight Disclaimer:

Netafim manufacturing team performs strict online and offline quality measures to ensure high level of accuracy, which in turn aims to ensure the lowest CV possible values in the market. However, dripline coil's weight might be subject to coefficient of manufacturing variation ("CV") of no more than 1%-2%. Such CV may be caused due to variation in the numbers of drippers per coil or due to required manufacturing processes. Therefore, the Average Coil Weight described herein constitute the calculated weight average of such CV.



An aerial photograph of a vast, lush green agricultural field. A winding path or furrow cuts through the crops, leading the eye from the foreground towards the horizon. The sky is a clear, bright blue. The overall scene is bright and vibrant, representing a healthy and productive agricultural landscape.

AGRICULTURE PRODUCT PORTFOLIO

UniRam™ RC

Integral pressure-compensated, continuously self-flushing mechanism dripper

→ 16009 - 16010 - 16012 - 17012 - 20010 - 20012 - 23010



Pressure-compensated



Drainage mechanism



Self-flushing mechanism

/ Benefits & Features

- **Pressure-compensated** Precise and equal amounts of water delivered over a broad pressure range, ensuring 100% uniformity of water and nutrient distribution along the laterals.
- **Drainage mechanism** The dripper integrates a drainage mechanism that drains water from the pipe at the end of the irrigation cycle, to allow easier recoiling of the dripline at the end of the crop cycle.
- **Continuously self-flushing** Flushes debris, throughout operation, while ensuring constant dripper operation
- **Wide filtration area** Makes UniRam™ highly resistant to clogging with poor quality water, thus increasing filtration efficiency.
- **Physical root barrier** Better protection against root intrusion without reliance on chemicals.
- **TurboNet™** Labyrinth ensures wide water passages, to increase flushing efficiency.

/ Specifications

- ✔ Pressure-compensated range: 0.5-4.0 bar.
- ✔ Largest filter in the industry. Recommended filtration: according to drippers flow rate. Filtration method selected based on the kind and concentration of dirt particles contained in the water. Wherever sand exceeding 2 ppm exists in the water, a Hydrocyclone shall be installed before the main filter. Where sand/silt/clay solids exceed 100 ppm, pre treatment shall be applied following Netafim expert instructions.
- ✔ Double TurboNet™ labyrinth with large water passage.
- ✔ Weldable into thick wall driplines (0.90, 1.00, 1.20 mm).
- ✔ Injected dripper, very low CV with injected silicon diaphragm.
- ✔ High UV resistant. Resistant to standard nutrients used in agriculture.
- ✔ UniRam™ driplines meet ISO 9261 Standards with Israel Standard Institute (SII)-certified production.

→ DRIPPERS TECHNICAL DATA

FLOW RATE* (L/H)	WORKING PRESSURE RANGE (BAR)	WATER PASSAGES DIMENSIONS WIDTH-DEPTH-LENGTH (MM)	FILTRATION AREA (MM ²)	CONSTANT K	EXPONENT* X	RECOMMENDED FILTRATION (MICRON)/(MESH)
0.7	0.5 - 4.0	0.70 x 0.65 x 40	110	0.7	0	130/120
1.0	0.5 - 4.0	0.83 x 0.74 x 40	130	1.0	0	130/120
1.6	0.5 - 4.0	1.07 x 0.79 x 40	130	1.6	0	200/80
2.3	0.5 - 4.0	1.26 x 0.95 x 40	130	2.3	0	200/80
3.5	0.5 - 4.0	1.59 x 1.10 x 40	150	3.5	0	200/80

* Within working pressure range

UniRam™ RC 16009

Catalog number 13750 - (any of below 6 digits)

FLOW RATE (L/H)	DISTANCE BETWEEN DRIPPERS (M)													
	0.15	0.20	0.25	0.30	0.33	0.40	0.50	0.60	0.65	0.70	0.75	0.80	0.90	1.00
0.7						001600								
1.0			002190	002200		002300	002400					002700		
1.6				003200		003300	003400	003500	003560	003600				003900
2.3						005200	005300	005400	005500	005700	005810	005830	005900	006000
3.5						007000	007100	007200	007300	007350	007400	007500	007650	007700
Bundled coil length (m)	500	500	500	500	500	500	500	500	500	500	500	500	500	500

Missing catalog numbers available upon request.

→ DRIPLINES TECHNICAL DATA

MODEL	INSIDE DIAMETER (MM)	WALL THICKNESS (MM)	OUTSIDE DIAMETER (MM)	MAX. WORKING PRESSURE (BAR)	MAXIMUM FLUSHING PRESSURE (BAR)	KD
16009	14.20	0.90	16.00	3.0	3.9	1.30

→ DRIPLINES PACKAGE DATA (ON BUNDLED COIL)

MODEL	WALL THICKNESS (MM)	COIL LENGTH (M)	DISTANCE BETWEEN DRIPPERS (M)	AVERAGE* COIL WEIGHT (KG)	COILS IN A 40 FEET CONTAINER (UNITS)	TOTAL IN A 40 FEET CONTAINER (M)
16009	0.90	500	0.15 to 1.00	20.3	330	165000

* Calculated weight average. For further details see "Average Coil Weight Disclaimer"

UniRam™ RC 16010

Catalog number 13730 - (any of below 6 digits)

FLOW RATE (L/H)	DISTANCE BETWEEN DRIPPERS (M)													
	0.15	0.20	0.25	0.30	0.33	0.40	0.50	0.60	0.65	0.70	0.75	0.80	0.90	1.00
0.7							002400			002600				
1.0	003700	003800	003900	004000	004100	004200	004400	004500			004600	004700		005000
1.6	006850	006900	006950	007000	007020	007200	007400	007520	007530	007550	007600	007700	007800	008000
2.3		009800	009900	010000	010100	010200	010400	010500	010520	010550	010600	010700	010800	011000
3.5			012900	013000	013100	013200	013400	013500	013520	013550	013600	013700		014000
Bundled coil length (m)	500	500	500	500	500	500	500	500	500	500	500	500	500	500

Missing catalog numbers available upon request.

→ DRIPLINES TECHNICAL DATA

MODEL	INSIDE DIAMETER (MM)	WALL THICKNESS (MM)	OUTSIDE DIAMETER (MM)	MAX. WORKING PRESSURE (BAR)	MAXIMUM FLUSHING PRESSURE (BAR)	KD
16010	14.20	1.00	16.20	3.5	4.6	1.30

→ DRIPLINES PACKAGE DATA (ON BUNDLED COIL)

MODEL	WALL THICKNESS (MM)	COIL LENGTH (M)	DISTANCE BETWEEN DRIPPERS (M)	AVERAGE* COIL WEIGHT (KG)	COILS IN A 40 FEET CONTAINER (UNITS)	TOTAL IN A 40 FEET CONTAINER (M)
16010	1.00	500	0.15 to 1.00	22.1	330	165000

* Calculated weight average. For further details see "Average Coil Weight Disclaimer"

UniRam™ RC 16012

Catalog number 13890 - (any of below 6 digits)

FLOW RATE (L/H)	DISTANCE BETWEEN DRIPPERS (M)													
	0.15	0.20	0.25	0.30	0.33	0.40	0.50	0.60	0.65	0.70	0.75	0.80	0.90	1.00
0.7														
1.0		001290					001450							
1.6				001900		002000	002050	000002						
2.3				003004			003100	003200			003400			
3.5				004550			004580							005000
Bundled coil length (m)	400	400	400	400	400	400	400	400	400	400	400	400	400	400

Missing catalog numbers available upon request.

→ DRIPLINES TECHNICAL DATA

MODEL	INSIDE DIAMETER (MM)	WALL THICKNESS (MM)	OUTSIDE DIAMETER (MM)	MAX. WORKING PRESSURE (BAR)	MAXIMUM FLUSHING PRESSURE (BAR)	KD
16012	14.20	1.20	16.60	4.0	5.2	1.30

→ DRIPLINES PACKAGE DATA (ON BUNDLED COIL)

MODEL	WALL THICKNESS (MM)	COIL LENGTH (M)	DISTANCE BETWEEN DRIPPERS (M)	AVERAGE* COIL WEIGHT (KG)	COILS IN A 40 FEET CONTAINER (UNITS)	TOTAL IN A 40 FEET CONTAINER (M)
16012	1.20	400	0.15 to 1.00	21.2	352	140800

* Calculated weight average. For further details see "Average Coil Weight Disclaimer".

UniRam™ RC 17012

Catalog number 14180 - (any of below 6 digits)

FLOW RATE (L/H)	DISTANCE BETWEEN DRIPPERS (M)													
	0.15	0.20	0.25	0.30	0.33	0.40	0.50	0.60	0.65	0.70	0.75	0.80	0.90	1.00
0.7		000100	000150	000200		000250	000550	000650		000002	000700	000730	000003	001000
1.0		001620	001700	001800		001900	001980	002040			002200	002250	002270	002300
1.6		002500	002470	002600		002810	002920	003100	003123	003124	003130	003200	003320	
2.3		003860	003920	004000	004025	004050	004150	004170	004185	004190	004200	004220	004240	004260
3.5		000005	004720	004800		004900	005000	005100			005300	005400		006000
Bundled coil length (m)	400	400	400	400	400	400	400	400	400	400	400	400	400	400

Missing catalog numbers available upon request.

→ DRIPLINES TECHNICAL DATA

MODEL	INSIDE DIAMETER (MM)	WALL THICKNESS (MM)	OUTSIDE DIAMETER (MM)	MAX. WORKING PRESSURE (BAR)	MAXIMUM FLUSHING PRESSURE (BAR)	KD
17012	14.60	1.20	17.00	4.0	5.2	1.10

→ DRIPLINES PACKAGE DATA (ON BUNDLED COIL)

MODEL	WALL THICKNESS (MM)	COIL LENGTH (M)	DISTANCE BETWEEN DRIPPERS (M)	AVERAGE* COIL WEIGHT (KG)	COILS IN A 40 FEET CONTAINER (UNITS)	TOTAL IN A 40 FEET CONTAINER (M)
17012	1.20	400	0.15 to 1.00	22.4	352	140800

* Calculated weight average. For further details see "Average Coil Weight Disclaimer".

UniRam™ RC 20010

Catalog number 14570 - (any of below 6 digits)

FLOW RATE (L/H)	DISTANCE BETWEEN DRIPPERS (M)													
	0.15	0.20	0.25	0.30	0.33	0.40	0.50	0.60	0.65	0.70	0.75	0.80	0.90	1.00
0.7				000040										
1.0			000400	000450		000500	000550	000600			000650	000700		000750
1.6			001050	001120		001200	001270	001300		001390	001400	001500	001600	001700
2.3				002200		002300	002400	002500	002600	002650	002700	002800	002850	002900
3.5				003200		003300	003400	003500		003550	003700	003800	003900	004200
Bundled coil length (m)	300	300	300	300	300	300	300	300	300	300	300	300	300	300

Missing catalog numbers available upon request.

→ DRIPLINES TECHNICAL DATA

MODEL	INSIDE DIAMETER (MM)	WALL THICKNESS (MM)	OUTSIDE DIAMETER (MM)	MAX. WORKING PRESSURE (BAR)	MAXIMUM FLUSHING PRESSURE (BAR)	KD
20010	17.50	1.00	19.50	3.5	4.6	0.40

→ DRIPLINES PACKAGE DATA (ON BUNDLED COIL)

MODEL	WALL THICKNESS (MM)	COIL LENGTH (M)	DISTANCE BETWEEN DRIPPERS (M)	AVERAGE* COIL WEIGHT (KG)	COILS IN A 40 FEET CONTAINER (UNITS)	TOTAL IN A 40 FEET CONTAINER (M)
20010	1.00	300	0.15 to 1.00	17.4	330	99000

* Calculated weight average. For further details see "Average Coil Weight Disclaimer".

UniRam™ RC 20012

Catalog number 14420 - (any of below 6 digits)

FLOW RATE (L/H)	DISTANCE BETWEEN DRIPPERS (M)													
	0.15	0.20	0.25	0.30	0.33	0.40	0.50	0.60	0.65	0.70	0.75	0.80	0.90	1.00
0.7				000570			000800					000001		
1.0		001300	001500	001600	001770	001870	001920	002080			002400	002500	000003	002600
1.6				003000		003080	003300	003405			003440	003500		003700
2.3		004300	004400	004500		004650	004800	004870		004883	004900	004950		005200
3.5				005600	005650	005700	005800	005850			006000	006100		006200
Bundled coil length (m)	300	300	300	300	300	300	300	300	300	300	300	300	300	300

Missing catalog numbers available upon request.

→ DRIPLINES TECHNICAL DATA

MODEL	INSIDE DIAMETER (MM)	WALL THICKNESS (MM)	OUTSIDE DIAMETER (MM)	MAX. WORKING PRESSURE (BAR)	MAXIMUM FLUSHING PRESSURE (BAR)	KD
20012	17.50	1.20	19.90	4.0	5.2	0.40

→ DRIPLINES PACKAGE DATA (ON BUNDLED COIL)

MODEL	WALL THICKNESS (MM)	COIL LENGTH (M)	DISTANCE BETWEEN DRIPPERS (M)	AVERAGE* COIL WEIGHT (KG)	COILS IN A 40 FEET CONTAINER (UNITS)	TOTAL IN A 40 FEET CONTAINER (M)
20012	1.20	300	0.15 to 1.00	20.2	330	99000

* Calculated weight average. For further details see "Average Coil Weight Disclaimer".

UniRam™ RC 23010

Catalog number 14655 - (any of below 6 digits)

FLOW RATE (L/H)	DISTANCE BETWEEN DRIPPERS (M)													
	0.15	0.20	0.25	0.30	0.33	0.40	0.50	0.60	0.65	0.70	0.75	0.80	0.90	1.00
0.7				001100										
1.0							002300	002400						
1.6						003300	003500	003550						
2.3							004480	004500		004520				
3.5														
Carton coil length (m)	200	200	200	300	300	300	300	300	300	300	300	300	300	300

Missing catalog numbers available upon request.

→ DRIPLINES TECHNICAL DATA

MODEL	INSIDE DIAMETER (MM)	WALL THICKNESS (MM)	OUTSIDE DIAMETER (MM)	MAX. WORKING PRESSURE (BAR)	MAXIMUM FLUSHING PRESSURE (BAR)	KD
23010	20.80	1.00	22.80	3.0	3.5	0.30

→ DRIPLINES PACKAGE DATA (ON CARTON COIL)

MODEL	WALL THICKNESS (MM)	COIL LENGTH (M)	DISTANCE BETWEEN DRIPPERS (M)	AVERAGE* COIL WEIGHT (KG)	COILS IN A 40 FEET CONTAINER (UNITS)	TOTAL IN A 40 FEET CONTAINER (M)
23010	1.00	200	0.15 to 0.25	14.7	480	96000
		300	0.30 to 1.00	20.7		144000

* Calculated weight average. For further details see "Average Coil Weight Disclaimer".



UniRam™ AS

Integral pressure-compensated, continuously self-flushing, anti-siphon mechanism dripper

→ 16009 - 16010 - 16012 - 17012 - 20010 - 20012 - 23010



Pressure-compensated



Anti-Siphon mechanism



Self-flushing mechanism

/ Benefits & Features

- **Pressure-compensated** Precise and equal amounts of water delivered over a broad pressure range, ensuring 100% uniformity of water and nutrient distribution along the laterals.
- **Anti-Siphon mechanism** Prevents contaminants from being drawn into the dripper, making it ideal for sub surface applications.
- **Continuously self-flushing** Flushes debris, throughout operation, while ensuring constant dripper operation.
- **Wide filtration area** Makes UniRam™ highly resistant to clogging with poor quality water, thus increasing filtration efficiency.
- **Physical root barrier** Better protection against root intrusion without reliance on chemicals.
- **TurboNet™** Labyrinth ensures wide water passages, to increase flushing efficiency.

/ Specifications

- ✓ Pressure-compensated range: 0.5-4.0 bar. Anti-Siphon Mechanism.
- ✓ Recommended filtration: depending on dripper flow rate. Filtration method selected based on the kind and concentration of dirt particles contained in the water. Wherever sand exceeding 2 ppm exists in the water, a Hydrocyclone shall be installed before the main filter. Where sand/silt/clay solids exceed 100 ppm, pre treatment shall be applied following Netafim expert instructions.
- ✓ Double TurboNet™ labyrinth with large water passage.
- ✓ Weldable into thick wall driplines (0.90, 1.00, 1.20 mm).
- ✓ Injected dripper, very low CV with injected silicon diaphragm.
- ✓ High UV resistant. Resistant to standard nutrients used in agriculture.
- ✓ UniRam™ driplines meet ISO 9261 Standards with Israel Standard Institute (SII)-certified production.

→ DRIPPERS TECHNICAL DATA

FLOW RATE* (L/H)	WORKING PRESSURE RANGE (BAR)	WATER PASSAGES DIMENSIONS WIDTH-DEPTH-LENGTH (MM)	FILTRATION AREA (MM ²)	CONSTANT K	EXPONENT* X	RECOMMENDED FILTRATION (MICRON)/(MESH)
0.7	0.5 – 4.0	0.70 x 0.65 x 40	110	0.7	0	130/120
1.0	0.5 – 4.0	0.83 x 0.74 x 40	130	1.0	0	130/120
1.6	0.5 – 4.0	1.07 x 0.79 x 40	130	1.6	0	200/80
2.3	0.5 – 4.0	1.26 x 0.95 x 40	130	2.3	0	200/80
3.5	0.5 – 4.0	1.59 x 1.10 x 40	150	3.5	0	200/80

* Within working pressure range

UniRam™ AS 16009

Catalog number 13740 - (any of below 6 digits)

FLOW RATE (L/H)	DISTANCE BETWEEN DRIPPERS (M)													
	0.15	0.20	0.25	0.30	0.33	0.40	0.50	0.60	0.65	0.70	0.75	0.80	0.90	1.00
0.7														
1.0		001190		001200		001250	001400	001550	001570	001600				
1.6				002300			002500	002600	002650	002700	002750	002800		
2.3				003400		003690	003700	003800	003850	003870	003900	004000	004100	004200
3.5						009750	010035	010040	010045	010050	010100	010150	010200	000001
Bundled coil length (m)	500	500	500	500	500	500	500	500	500	500	500	500	500	500

Missing catalog numbers available upon request.

→ DRIPLINES TECHNICAL DATA

MODEL	INSIDE DIAMETER (MM)	WALL THICKNESS (MM)	OUTSIDE DIAMETER (MM)	MAX. WORKING PRESSURE (BAR)	MAXIMUM FLUSHING PRESSURE (BAR)	KD
16009	14.20	0.90	16.00	3.0	3.9	1.30

→ DRIPLINES PACKAGE DATA (ON BUNDLED COIL)

MODEL	WALL THICKNESS (MM)	COIL LENGTH (M)	DISTANCE BETWEEN DRIPPERS (M)	AVERAGE* COIL WEIGHT (KG)	COILS IN A 40 FEET CONTAINER (UNITS)	TOTAL IN A 40 FEET CONTAINER (M)
16009	0.90	500	0.15 to 1.00	20.3	330	165000

* Calculated weight average. For further details see "Average Coil Weight Disclaimer".

UniRam™ AS 16010

Catalog number 13720 - (any of below 6 digits)

FLOW RATE (L/H)	DISTANCE BETWEEN DRIPPERS (M)													
	0.15	0.20	0.25	0.30	0.33	0.40	0.50	0.60	0.65	0.70	0.75	0.80	0.90	1.00
0.7		000180	000185	000200		000220	000240	000260			000280			000300
1.0	000380	000400	000450	000500		000600	000700	000800	000840	000850	000900	001000	001030	001200
1.6	001450	001520	001550	001600	001650	001700	001800	001900	001950	001965	002000	002100	002200	002500
2.3		002600	002620	002700	002750	002850	002900	003000	003100	003150	003200	003300	003400	003600
3.5		003950		004000	004100	004160	004200	004270	004300	004350	004370	004440	004470	004500
Bundled coil length (m)	500	500	500	500	500	500	500	500	500	500	500	500	500	500

Missing catalog numbers available upon request.

→ DRIPLINES TECHNICAL DATA

MODEL	INSIDE DIAMETER (MM)	WALL THICKNESS (MM)	OUTSIDE DIAMETER (MM)	MAX. WORKING PRESSURE (BAR)	MAXIMUM FLUSHING PRESSURE (BAR)	KD
16010	14.20	1.00	16.20	3.5	4.6	1.30

→ DRIPLINES PACKAGE DATA (ON BUNDLED COIL)

MODEL	WALL THICKNESS (MM)	COIL LENGTH (M)	DISTANCE BETWEEN DRIPPERS (M)	AVERAGE* COIL WEIGHT (KG)	COILS IN A 40 FEET CONTAINER (UNITS)	TOTAL IN A 40 FEET CONTAINER (M)
16010	1.00	500	0.15 to 1.00	22.1	330	165000

* Calculated weight average. For further details see "Average Coil Weight Disclaimer".

UniRam™ AS 16012

Catalog number 13700 - (any of below 6 digits)

FLOW RATE (L/H)	DISTANCE BETWEEN DRIPPERS (M)													
	0.15	0.20	0.25	0.30	0.33	0.40	0.50	0.60	0.65	0.70	0.75	0.80	0.90	1.00
0.7				000100							000001			
1.0		000400	000450	000500			000600	000680			000002		000005	000900
1.6		001000		001050	001087	001095	001100	001150			001200			001400
2.3				001700	001800	001900	002000	002050	002100	002200	002300	002350		002500
3.5				003200		003300	003400			003550	003600			004000
Bundled coil length (m)	400	400	400	400	400	400	400	400	400	400	400	400	400	400

Missing catalog numbers available upon request.

→ DRIPLINES TECHNICAL DATA

MODEL	INSIDE DIAMETER (MM)	WALL THICKNESS (MM)	OUTSIDE DIAMETER (MM)	MAX. WORKING PRESSURE (BAR)	MAXIMUM FLUSHING PRESSURE (BAR)	KD
16012	14.20	1.20	16.60	4.0	5.2	1.30

→ DRIPLINES PACKAGE DATA (ON BUNDLED COIL)

MODEL	WALL THICKNESS (MM)	COIL LENGTH (M)	DISTANCE BETWEEN DRIPPERS (M)	AVERAGE* COIL WEIGHT (KG)	COILS IN A 40 FEET CONTAINER (UNITS)	TOTAL IN A 40 FEET CONTAINER (M)
16012	1.20	400	0.15 to 1.00	21.2	352	140800

* Calculated weight average. For further details see "Average Coil Weight Disclaimer".

UniRam™ AS 17012

Catalog number 14000 - (any of below 6 digits)

FLOW RATE (L/H)	DISTANCE BETWEEN DRIPPERS (M)													
	0.15	0.20	0.25	0.30	0.33	0.40	0.50	0.60	0.65	0.70	0.75	0.80	0.90	1.00
0.7		000010		000020		000025								
1.0	000050	000070	000085	000100		000125	000150		000170	000190	000200	000210		000250
1.6	000600	000650	000700	000800	000830	000900	001000	001050		001110	001130	001135		001140
2.3		001200	001250	001400	001470	001550	001700	001900	001930	001950	002100	002130		002300
3.5				002380		002385	002390	002395		002399	002410	003000	003210	003600
Bundled coil length (m)	400	400	400	400	400	400	400	400	400	400	400	400	400	400

Missing catalog numbers available upon request.

→ DRIPLINES TECHNICAL DATA

MODEL	INSIDE DIAMETER (MM)	WALL THICKNESS (MM)	OUTSIDE DIAMETER (MM)	MAX. WORKING PRESSURE (BAR)	MAXIMUM FLUSHING PRESSURE (BAR)	KD
17012	14.60	1.20	17.00	4.0	5.2	1.10

→ DRIPLINES PACKAGE DATA (ON BUNDLED COIL)

MODEL	WALL THICKNESS (MM)	COIL LENGTH (M)	DISTANCE BETWEEN DRIPPERS (M)	AVERAGE* COIL WEIGHT (KG)	COILS IN A 40 FEET CONTAINER (UNITS)	TOTAL IN A 40 FEET CONTAINER (M)
17012	1.20	400	0.15 to 1.00	22.4	352	140800

* Calculated weight average. For further details see "Average Coil Weight Disclaimer".

UniRam™ AS 20010

Catalog number 14520 - (any of below 6 digits)

FLOW RATE (L/H)	DISTANCE BETWEEN DRIPPERS (M)													
	0.15	0.20	0.25	0.30	0.33	0.40	0.50	0.60	0.65	0.70	0.75	0.80	0.90	1.00
0.7														
1.0			000007	001000		001025	001050	001100			001200			001300
1.6				001800		001900	001950	002050		002065	002070	002100		002200
2.3				002400		002500	002550	002600		002650	002700	002800		003000
3.5				003500		003600	003700	003800		003850	003890	004000		004100
Bundled coil length (m)	300	300	300	300	300	300	300	300	300	300	300	300	300	300

Missing catalog numbers available upon request.

→ DRIPLINES TECHNICAL DATA

MODEL	INSIDE DIAMETER (MM)	WALL THICKNESS (MM)	OUTSIDE DIAMETER (MM)	MAX. WORKING PRESSURE (BAR)	MAXIMUM FLUSHING PRESSURE (BAR)	KD
20010	17.50	1.00	19.50	3.5	4.6	0.40

→ DRIPLINES PACKAGE DATA (ON BUNDLED COIL)

MODEL	WALL THICKNESS (MM)	COIL LENGTH (M)	DISTANCE BETWEEN DRIPPERS (M)	AVERAGE* COIL WEIGHT (KG)	COILS IN A 40 FEET CONTAINER (UNITS)	TOTAL IN A 40 FEET CONTAINER (M)
20010	1.00	300	0.15 to 1.00	17.4	330	99000

* Calculated weight average. For further details see "Average Coil Weight Disclaimer".

UniRam™ AS 20012

Catalog number 14500 - (any of below 6 digits)

FLOW RATE (L/H)	DISTANCE BETWEEN DRIPPERS (M)													
	0.15	0.20	0.25	0.30	0.33	0.40	0.50	0.60	0.65	0.70	0.75	0.80	0.90	1.00
0.7		000008	000009	007500		007600	007700	007800			007900			008000
1.0		000020	000040	000050		000075	000080	000095			000100	000104	000108	000110
1.6		000170	000200	000300	000360	000400	000600	000700	000006	000800	000900	000960	000970	000980
2.3		000990	001020	001150	001310	001450	001550	001800	001850	001920	001950	002100	002300	002400
3.5				005300		005400	005700	005800		005900	006000	006100	006200	006700
Bundled coil length (m)	300	300	300	300	300	300	300	300	300	300	300	300	300	300

Missing catalog numbers available upon request.

→ DRIPLINES TECHNICAL DATA

MODEL	INSIDE DIAMETER (MM)	WALL THICKNESS (MM)	OUTSIDE DIAMETER (MM)	MAX. WORKING PRESSURE (BAR)	MAXIMUM FLUSHING PRESSURE (BAR)	KD
20012	17.50	1.20	19.90	4.0	5.2	0.40

→ DRIPLINES PACKAGE DATA (ON BUNDLED COIL)

MODEL	WALL THICKNESS (MM)	COIL LENGTH (M)	DISTANCE BETWEEN DRIPPERS (M)	AVERAGE* COIL WEIGHT (KG)	COILS IN A 40 FEET CONTAINER (UNITS)	TOTAL IN A 40 FEET CONTAINER (M)
20012	1.20	300	0.15 to 1.00	20.2	330	99000

* Calculated weight average. For further details see "Average Coil Weight Disclaimer".

UniRam™ AS 23010

Catalog number 14635 - (any of below 6 digits)

FLOW RATE (L/H)	DISTANCE BETWEEN DRIPPERS (M)													
	0.15	0.20	0.25	0.30	0.33	0.40	0.50	0.60	0.65	0.70	0.75	0.80	0.90	1.00
0.7				000500		000550	000600	000650			000700			000750
1.0				001300		001400	001500	001570	001600		001700			
1.6				002100		002200	002300	002400		002520	002600	002660		
2.3						003500	003600	003705		003800	003900	003950	004050	004100
3.5							005100	005200	000001	005400	005500			
Carton coil length (m)	200	200	200	300	300	300	300	300	300	300	300	300	300	300

Missing catalog numbers available upon request.

→ DRIPLINES TECHNICAL DATA

MODEL	INSIDE DIAMETER (MM)	WALL THICKNESS (MM)	OUTSIDE DIAMETER (MM)	MAX. WORKING PRESSURE (BAR)	MAXIMUM FLUSHING PRESSURE (BAR)	KD
23010	20.80	1.00	22.80	3.0	3.5	0.30

→ DRIPLINES PACKAGE DATA (ON CARTON COIL)

MODEL	WALL THICKNESS (MM)	COIL LENGTH (M)	DISTANCE BETWEEN DRIPPERS (M)	AVERAGE* COIL WEIGHT (KG)	COILS IN A 40 FEET CONTAINER (UNITS)	TOTAL IN A 40 FEET CONTAINER (M)
23010	1.00	200	0.15 to 0.25	14.7	480	96000
		300	0.30 to 1.00	20.7		144000

* Calculated weight average. For further details see "Average Coil Weight Disclaimer".



UniRam™ AS XR

Integral pressure-compensated, continuously self-flushing, anti-siphon mechanism dripper with improved resistance to root intrusion

→ 16010 - 16012 - 20012 - 23010



Root Intrusion protection



Pressure-compensated



Anti-Siphon mechanism

/ Benefits & Features

- **Root Intrusion protection** Drippers are protected against root intrusion better than all other options, utilizing a patented root inhibitor within the dripper cover that prevents root intrusion into the dripper labyrinth. Better protection against root intrusion without reliance on chemicals. Long lasting protection due to non migrating active ingredients embedded in the dripper cover.
- **Pressure-compensated** Precise and equal amounts of water delivered over a broad pressure range, ensuring 100% uniformity of water and nutrient distribution along the laterals.
- **Anti-Siphon mechanism** Prevents contaminants from being drawn into the dripper, making it ideal for sub surface applications.
- **Continuously self-flushing** Flushes debris, throughout operation, while ensuring constant dripper operation
- **Wide filtration area** Makes UniRam™ highly resistant to clogging with poor quality water, thus increasing filtration efficiency.
- **TurboNet™** Labyrinth ensures wide water passages, to increase flushing efficiency. The water is drawn into the dripper from the stream center, preventing the entrance of sediments into the drippers.

/ Specifications

- ✓ Pressure-compensated range: 0.5-4.0 bar. Anti-Siphon mechanism. Extra protection against root intrusion.
- ✓ Recommended filtration: according to drippers flow rate. Filtration method selected based on the kind and concentration of dirt particles contained in the water. Wherever sand exceeding 2 ppm exists in the water, a Hydrocyclone shall be installed before the main filter. Where sand/silt/clay solids exceed 100 ppm, pre treatment shall be applied following Netafim expert instructions.
- ✓ Double TurboNet™ labyrinth with large water passage.
- ✓ Weldable into thick wall driplines (0.90, 1.00, 1.20 mm).
- ✓ Injected dripper, very low CV with injected silicon diaphragm.
- ✓ High UV resistant. Resistant to standard nutrients used in agriculture.
- ✓ UniRam™ driplines meet ISO 9261 Standards with Israel Standard Institute (SII)-certified production.

→ DRIPPERS TECHNICAL DATA

FLOW RATE* (L/H)	WORKING PRESSURE RANGE (BAR)	WATER PASSAGES DIMENSIONS WIDTH-DEPTH-LENGTH (MM)	FILTRATION AREA (MM²)	CONSTANT K	EXPONENT * X	RECOMMENDED FILTRATION (MICRON)/(MESH)
0.7	0.5 – 4.0	0.70 x 0.65 x 40	110	0.7	0	130/120
1.0	0.5 – 4.0	0.83 x 0.74 x 40	130	1.0	0	130/120
1.6	0.5 – 4.0	1.07 x 0.79 x 40	130	1.6	0	200/80
2.3	0.5 – 4.0	1.26 x 0.95 x 40	130	2.3	0	200/80
3.5	0.5 – 4.0	1.59 x 1.10 x 40	150	3.5	0	200/80

* Within working pressure range

UniRam™ AS XR 16010

Catalog number 13735 - (any of bellow 6 digits)

FLOW RATE (L/H)	DISTANCE BETWEEN DRIPPERS (M)													
	0.15	0.20	0.25	0.30	0.33	0.40	0.50	0.60	0.65	0.70	0.75	0.80	0.90	1.00
0.7							000017							
1.0						000880	000881	000900			000008			001010
1.6				001410		001610	001710	001900			002010			
2.3				003310		000015	003510	003530			003550			000005
3.5				000009			005110			000006	000001			000010
Bundled coil length (m)	500	500	500	500	500	500	500	500	500	500	500	500	500	500

Missing catalog numbers available upon request.

→ DRIPLINES TECHNICAL DATA

MODEL	INSIDE DIAMETER (MM)	WALL THICKNESS (MM)	OUTSIDE DIAMETER (MM)	MAX. WORKING PRESSURE (BAR)	MAXIMUM FLUSHING PRESSURE (BAR)	KD
16010	14.20	1.00	16.20	3.5	4.6	1.30

→ DRIPLINES PACKAGE DATA (ON BUNDLED COIL)

MODEL	WALL THICKNESS (MM)	COIL LENGTH (M)	DISTANCE BETWEEN DRIPPERS (M)	AVERAGE* COIL WEIGHT (KG)	COILS IN A 40 FEET CONTAINER (UNITS)	TOTAL IN A 40 FEET CONTAINER (M)
16010	1.00	500	0.15 to 1.00	22.1	330	165000

* Calculated weight average. For further details see "Average Coil Weight Disclaimer".

UniRam™ AS XR 16012

Catalog number 13737 - (any of bellow 6 digits)

FLOW RATE (L/H)	DISTANCE BETWEEN DRIPPERS (M)													
	0.15	0.20	0.25	0.30	0.33	0.40	0.50	0.60	0.65	0.70	0.75	0.80	0.90	1.00
0.7														
1.0						001050	001060	001065						
1.6				000007		000006	000003							
2.3							000005	000004						
3.5				000002		000001								
Bundled coil length (m)	400	400	400	400	400	400	400	400	400	400	400	400	400	400

Missing catalog numbers available upon request.

→ DRIPLINES TECHNICAL DATA

MODEL	INSIDE DIAMETER (MM)	WALL THICKNESS (MM)	OUTSIDE DIAMETER (MM)	MAX. WORKING PRESSURE (BAR)	MAXIMUM FLUSHING PRESSURE (BAR)	KD
16012	14.20	1.20	16.60	4.0	5.2	1.30

→ DRIPLINES PACKAGE DATA (ON BUNDLED COIL)

MODEL	WALL THICKNESS (MM)	COIL LENGTH (M)	DISTANCE BETWEEN DRIPPERS (M)	AVERAGE* COIL WEIGHT (KG)	COILS IN A 40 FEET CONTAINER (UNITS)	TOTAL IN A 40 FEET CONTAINER (M)
16012	1.20	400	0.15 to 1.00	21.2	352	140800

* Calculated weight average. For further details see "Average Coil Weight Disclaimer".

UniRam™ AS XR 20012

Catalog number 14510 - (any of below 6 digits)

FLOW RATE (L/H)	DISTANCE BETWEEN DRIPPERS (M)													
	0.15	0.20	0.25	0.30	0.33	0.40	0.50	0.60	0.65	0.70	0.75	0.80	0.90	1.00
0.7														
1.0		000002					000002	000003						001500
1.6				002580		002600	002700	002800	000001		000004			000005
2.3		004200		004220		004230	004600	004700			000009	004770		004790
3.5							005700				000008			
Bundled coil length (m)	300	300	300	300	300	300	300	300	300	300	300	300	300	300

Missing catalog numbers available upon request.

→ DRIPLINES TECHNICAL DATA

MODEL	INSIDE DIAMETER (MM)	WALL THICKNESS (MM)	OUTSIDE DIAMETER (MM)	MAX. WORKING PRESSURE (BAR)	MAXIMUM FLUSHING PRESSURE (BAR)	KD
20012	17.50	1.20	19.90	4.0	5.2	0.40

→ DRIPLINES PACKAGE DATA (ON BUNDLED COIL)

MODEL	WALL THICKNESS (MM)	COIL LENGTH (M)	DISTANCE BETWEEN DRIPPERS (M)	AVERAGE* COIL WEIGHT (KG)	COILS IN A 40 FEET CONTAINER (UNITS)	TOTAL IN A 40 FEET CONTAINER (M)
20012	1.20	300	0.15 to 1.00	20.2	330	99000

* Calculated weight average. For further details see "Average Coil Weight Disclaimer".

UniRam™ AS XR 23010

Catalog number 14634 - (any of below 6 digits)

FLOW RATE (L/H)	DISTANCE BETWEEN DRIPPERS (M)													
	0.15	0.20	0.25	0.30	0.33	0.40	0.50	0.60	0.65	0.70	0.75	0.80	0.90	1.00
0.7														
1.0														
1.6								002600			000001			
2.3							003500							
3.5							006100							
Carton coil length (m)	200	200	200	300	300	300	300	300	300	300	300	300	300	300

Missing catalog numbers available upon request.

→ DRIPLINES TECHNICAL DATA

MODEL	INSIDE DIAMETER (MM)	WALL THICKNESS (MM)	OUTSIDE DIAMETER (MM)	MAX. WORKING PRESSURE (BAR)	MAXIMUM FLUSHING PRESSURE (BAR)	KD
23010	20.80	1.00	22.80	3.0	3.5	0.30

→ DRIPLINES PACKAGE DATA (ON CARTON COIL)

MODEL	WALL THICKNESS (MM)	COIL LENGTH (M)	DISTANCE BETWEEN DRIPPERS (M)	AVERAGE* COIL WEIGHT (KG)	COILS IN A 40 FEET CONTAINER (UNITS)	TOTAL IN A 40 FEET CONTAINER (M)
23010	1.00	200	0.15 to 0.25	14.7	480	96000
		300	0.15 to 1.00	20.7		144000

* Calculated weight average. For further details see "Average Coil Weight Disclaimer".



UniRam™ CNL

Integral pressure-compensated, continuously self-flushing, anti-siphon and anti-drain mechanism dripper

→ 16009 - 16010 - 16012 - 17012 - 20010 - 20012 - 23010



Pressure-compensated



Anti-Drain mechanism



Self-flushing mechanism

/ Benefits & Features

- **Pressure-compensated** Precise and equal amounts of water delivered over a broad pressure range, ensuring 100% uniformity of water and nutrient distribution along the laterals.
- **Anti-Siphon mechanism** Prevents contaminants from being drawn into the dripper, making it ideal for sub surface applications.
- **Anti-Drain (CNL) mechanism** Eliminates drainage and refill effect, and improves efficiency in pulse irrigation.
- **Continuously self-flushing** Flushes debris, throughout operation, while ensuring constant dripper operation.
- **Wide filtration area** Makes UniRam™ highly resistant to clogging with poor quality water, thus increasing filtration efficiency.
- **Physical root barrier** Better protection against root intrusion without reliance on chemicals.
- **TurboNet™** Labyrinth ensures wide water passages, to increase flushing efficiency.

/ Specifications

- ✓ Pressure-compensated range: 1.0-4.0 bar. Anti-Siphon and Anti-Drain mechanism. Anti drainage (CNL) function with shut-off pressure of 0.14 bar
- ✓ Recommended filtration: 130 micron / 120 mesh. Filtration method selected based on the kind and concentration of dirt particles contained in the water. Wherever sand exceeding 2 ppm exists in the water, a Hydrocyclone shall be installed before the main filter. Where sand/silt/clay solids exceed 100 ppm, pre treatment shall be applied following Netafim expert instructions.
- ✓ Double TurboNet™ labyrinth with large water passage.
- ✓ Weldable into thick wall driplines (0.90, 1.00, 1.20 mm).
- ✓ Injected dripper, very low CV with injected silicon diaphragm.
- ✓ High UV resistant. Resistant to standard nutrients used in agriculture.
- ✓ UniRam™ driplines meet ISO 9261 Standards with Israel Standard Institute (SII)-certified production.

→ DRIPPERS TECHNICAL DATA

FLOW RATE* (L/H)	WORKING PRESSURE RANGE (BAR)	WATER PASSAGES DIMENSIONS WIDTH-DEPTH-LENGTH (MM)	FILTRATION AREA (MM²)	CONSTANT K	EXPONENT* X	RECOMMENDED FILTRATION (MICRON)/(MESH)	SHUT OFF PRESSURE (BAR)
0.7	1.0 – 4.0	0.70 x 0.65 x 40	110	0.7	0	130/120	0.14
1.0	1.0 – 4.0	0.83 x 0.74 x 40	130	1.0	0	130/120	0.14
1.6	1.0 – 4.0	1.07 x 0.79 x 40	130	1.6	0	130/120	0.14
2.3	1.0 – 4.0	1.26 x 0.95 x 40	130	2.3	0	130/120	0.14
3.5	1.0 – 4.0	1.59 x 1.10 x 40	150	3.5	0	130/120	0.14

* Within working pressure range

UniRam™ CNL 16009

Catalog number 13920 - (any of below 6 digits)

FLOW RATE (L/H)	DISTANCE BETWEEN DRIPPERS (M)													
	0.15	0.20	0.25	0.30	0.33	0.40	0.50	0.60	0.65	0.70	0.75	0.80	0.90	1.00
0.7	000700													
1.0	001150	001200		001300		001400	001500	001700						
1.6	002100	002200		002300		002500	002600							
2.3				003400			003600							
3.5														
Bundled coil length (m)	500	500	500	500	500	500	500	500	500	500	500	500	500	500

Missing catalog numbers available upon request.

→ DRIPLINES TECHNICAL DATA

MODEL	INSIDE DIAMETER (MM)	WALL THICKNESS (MM)	OUTSIDE DIAMETER (MM)	MAX. WORKING PRESSURE (BAR)	MAXIMUM FLUSHING PRESSURE (BAR)	KD
16009	14.20	0.90	16.00	3.0	3.9	1.30

→ DRIPLINES PACKAGE DATA (ON BUNDLED COIL)

MODEL	WALL THICKNESS (MM)	COIL LENGTH (M)	DISTANCE BETWEEN DRIPPERS (M)	AVERAGE* COIL WEIGHT (KG)	COILS IN A 40 FEET CONTAINER (UNITS)	TOTAL IN A 40 FEET CONTAINER (M)
16009	0.90	500	0.15 to 1.00	20.3	330	165000

* Calculated weight average. For further details see "Average Coil Weight Disclaimer".

UniRam™ CNL 16010

Catalog number 13900 - (any of below 6 digits)

FLOW RATE (L/H)	DISTANCE BETWEEN DRIPPERS (M)													
	0.15	0.20	0.25	0.30	0.33	0.40	0.50	0.60	0.65	0.70	0.75	0.80	0.90	1.00
0.7	000217	000250				000006	000001							
1.0	001000	001100	001150	001200	001230	001260	001300	001325			001350	001400	001800	002000
1.6	004400	004500	004550	004600	004630	004700	004800	004900	004950		005000	005200		005300
2.3	005600	005700	005900	006000	006050	006200	006400	006500	006550		006700	006800	006900	007000
3.5	007300	007350	007400	007500	007530	007600	007700	007900			008200	008300	008400	008500
Bundled coil length (m)	500	500	500	500	500	500	500	500	500	500	500	500	500	500

Missing catalog numbers available upon request.

→ DRIPLINES TECHNICAL DATA

MODEL	INSIDE DIAMETER (MM)	WALL THICKNESS (MM)	OUTSIDE DIAMETER (MM)	MAX. WORKING PRESSURE (BAR)	MAXIMUM FLUSHING PRESSURE (BAR)	KD
16010	14.20	1.00	16.20	3.5	4.6	1.30

→ DRIPLINES PACKAGE DATA (ON BUNDLED COIL)

MODEL	WALL THICKNESS (MM)	COIL LENGTH (M)	DISTANCE BETWEEN DRIPPERS (M)	AVERAGE* COIL WEIGHT (KG)	COILS IN A 40 FEET CONTAINER (UNITS)	TOTAL IN A 40 FEET CONTAINER (M)
16010	1.00	500	0.15 to 1.00	22.1	330	165000

* Calculated weight average. For further details see "Average Coil Weight Disclaimer".

UniRam™ CNL 16012

Catalog number 13880 - (any of below 6 digits)

FLOW RATE (L/H)	DISTANCE BETWEEN DRIPPERS (M)													
	0.15	0.20	0.25	0.30	0.33	0.40	0.50	0.60	0.65	0.70	0.75	0.80	0.90	1.00
0.7	000050	000100		000007			000400							
1.0	001095	001100	001150	001200		001300	001400	001500			000008			002000
1.6	002800	002900	003000	003100	003150	003200	003300				003700	003800		004200
2.3	004700	004720	004900	005000	005150	005300	005400				000003	005700		005850
3.5				006500		006400	006700							007000
Bundled coil length (m)	400	400	400	400	400	400	400	400	400	400	400	400	400	400

Missing catalog numbers available upon request.

→ DRIPLINES TECHNICAL DATA

MODEL	INSIDE DIAMETER (MM)	WALL THICKNESS (MM)	OUTSIDE DIAMETER (MM)	MAX. WORKING PRESSURE (BAR)	MAXIMUM FLUSHING PRESSURE (BAR)	KD
16012	14.20	1.20	16.60	4.0	5.2	1.30

→ DRIPLINES PACKAGE DATA (ON BUNDLED COIL)

MODEL	WALL THICKNESS (MM)	COIL LENGTH (M)	DISTANCE BETWEEN DRIPPERS (M)	AVERAGE* COIL WEIGHT (KG)	COILS IN A 40 FEET CONTAINER (UNITS)	TOTAL IN A 40 FEET CONTAINER (M)
16012	1.20	400	0.15 to 1.00	21.2	352	140800

* Calculated weight average. For further details see "Average Coil Weight Disclaimer".

UniRam™ CNL 17012

Catalog number 14040 - (any of below 6 digits)

FLOW RATE (L/H)	DISTANCE BETWEEN DRIPPERS (M)													
	0.15	0.20	0.25	0.30	0.33	0.40	0.50	0.60	0.65	0.70	0.75	0.80	0.90	1.00
0.7		000005												
1.0	000035	000040	000045	000050		000070	000100	000120						000200
1.6	000300	000350	000400	000450	000467	000500	000550	000600		000650		000750	000770	000800
2.3		000950	000970	001100	001150	001400	001600	001700	001730		001900		002200	002300
3.5				003000	003020	003100	003200	003250		003300				003400
Bundled coil length (m)	400	400	400	400	400	400	400	400	400	400	400	400	400	400

Missing catalog numbers available upon request.

→ DRIPLINES TECHNICAL DATA

MODEL	INSIDE DIAMETER (MM)	WALL THICKNESS (MM)	OUTSIDE DIAMETER (MM)	MAX. WORKING PRESSURE (BAR)	MAXIMUM FLUSHING PRESSURE (BAR)	KD
17012	14.60	1.20	17.00	4.0	5.2	1.10

→ DRIPLINES PACKAGE DATA (ON BUNDLED COIL)

MODEL	WALL THICKNESS (MM)	COIL LENGTH (M)	DISTANCE BETWEEN DRIPPERS (M)	AVERAGE* COIL WEIGHT (KG)	COILS IN A 40 FEET CONTAINER (UNITS)	TOTAL IN A 40 FEET CONTAINER (M)
17012	1.20	400	0.15 to 1.00	22.4	352	140800

* Calculated weight average. For further details see "Average Coil Weight Disclaimer".

UniRam™ CNL 20010

Catalog number 14560 - (any of below 6 digits)

FLOW RATE (L/H)	DISTANCE BETWEEN DRIPPERS (M)													
	0.15	0.20	0.25	0.30	0.33	0.40	0.50	0.60	0.65	0.70	0.75	0.80	0.90	1.00
0.7				000004										
1.0		000900	000950	001000			001300							002000
1.6	004200	004300	004400	004500		004600	004700	004800				005000		
2.3		005500	005600	005700		005800	005900	006000			006100	006300		006500
3.5			006950	007000		007200	007300	007400						
Bundled coil length (m)	300	300	300	300	300	300	300	300	300	300	300	300	300	300

Missing catalog numbers available upon request.

→ DRIPLINES TECHNICAL DATA

MODEL	INSIDE DIAMETER (MM)	WALL THICKNESS (MM)	OUTSIDE DIAMETER (MM)	MAX. WORKING PRESSURE (BAR)	MAXIMUM FLUSHING PRESSURE (BAR)	KD
20010	17.50	1.00	19.50	3.5	4.6	0.40

→ DRIPLINES PACKAGE DATA (ON BUNDLED COIL)

MODEL	WALL THICKNESS (MM)	COIL LENGTH (M)	DISTANCE BETWEEN DRIPPERS (M)	AVERAGE* COIL WEIGHT (KG)	COILS IN A 40 FEET CONTAINER (UNITS)	TOTAL IN A 40 FEET CONTAINER (M)
20010	1.00	300	0.15 to 1.00	17.4	330	99000

* Calculated weight average. For further details see "Average Coil Weight Disclaimer".

UniRam™ CNL 20012

Catalog number 14540 - (any of below 6 digits)

FLOW RATE (L/H)	DISTANCE BETWEEN DRIPPERS (M)													
	0.15	0.20	0.25	0.30	0.33	0.40	0.50	0.60	0.65	0.70	0.75	0.80	0.90	1.00
0.7		007000				000030		007100						
1.0	000070	000100	000120	000140		000153	000160	000170						000200
1.6		000400	000450	000500	000523	000550	000600	000650	000665			000750		000800
2.3	000890	000900	001050	001400	001510	001900	002100	002300		002500	002600		002800	002900
3.5		003880		004000	005450	004100	004200	004300				004600		004800
Bundled coil length (m)	300	300	300	300	300	300	300	300	300	300	300	300	300	300

Missing catalog numbers available upon request.

→ DRIPLINES TECHNICAL DATA

MODEL	INSIDE DIAMETER (MM)	WALL THICKNESS (MM)	OUTSIDE DIAMETER (MM)	MAX. WORKING PRESSURE (BAR)	MAXIMUM FLUSHING PRESSURE (BAR)	KD
20012	17.50	1.20	19.90	4.0	5.2	0.40

→ DRIPLINES PACKAGE DATA (ON BUNDLED COIL)

MODEL	WALL THICKNESS (MM)	COIL LENGTH (M)	DISTANCE BETWEEN DRIPPERS (M)	AVERAGE* COIL WEIGHT (KG)	COILS IN A 40 FEET CONTAINER (UNITS)	TOTAL IN A 40 FEET CONTAINER (M)
20012	1.20	300	0.15 to 1.00	20.2	330	99000

* Calculated weight average. For further details see "Average Coil Weight Disclaimer".

UniRam™ CNL 23010

Catalog number 14625 - (any of below 6 digits)

FLOW RATE (L/H)	DISTANCE BETWEEN DRIPPERS (M)													
	0.15	0.20	0.25	0.30	0.33	0.40	0.50	0.60	0.65	0.70	0.75	0.80	0.90	1.00
0.7				000002				000850						
1.0				001500		001600	001700	001900						
1.6						002800	002900	003000	003100	000003				
2.3							003900	004100			004300			
3.5						005400	005450	005500	005600		005700	005800		006100
Carton coil length (m)	200	200	200	300	300	300	300	300	300	300	300	300	300	300

Missing catalog numbers available upon request.

→ DRIPLINES TECHNICAL DATA

MODEL	INSIDE DIAMETER (MM)	WALL THICKNESS (MM)	OUTSIDE DIAMETER (MM)	MAX. WORKING PRESSURE (BAR)	MAXIMUM FLUSHING PRESSURE (BAR)	KD
23010	20.80	1.00	22.80	3.0	3.5	0.30

→ DRIPLINES PACKAGE DATA (ON CARTON COIL)

MODEL	WALL THICKNESS (MM)	COIL LENGTH (M)	DISTANCE BETWEEN DRIPPERS (M)	AVERAGE* COIL WEIGHT (KG)	COILS IN A 40 FEET CONTAINER (UNITS)	TOTAL IN A 40 FEET CONTAINER (M)
23010	1.00	200	0.15 to 0.25	14.7	480	96000
		300	0.30 to 1.00	20.7		144000

* Calculated weight average. For further details see "Average Coil Weight Disclaimer".



UniRam™ HCNL

Integral pressure-compensated, continuously self-flushing, anti-siphon and high anti-drain mechanism dripper

→ 16009 - 16010 - 16012 - 17012 - 20010 - 20012 - 23010



Pressure-compensated



Anti-Drain mechanism



Self-flushing mechanism

/ Benefits & Features

- **Pressure compensated** Precise and equal amounts of water delivered over a broad pressure range, ensuring 100% uniformity of water and nutrient distribution along the laterals.
- **Anti-Siphon mechanism** Prevents contaminants from being drawn into the dripper, making it ideal for sub surface applications.
- **Anti-Drain (HCNL) mechanism** Eliminates drainage and refill effect, and improves efficiency in pulse irrigation even in steep topography.
- **Continuously self-flushing** Flushes debris, throughout operation, while ensuring constant dripper operation.
- **Wide filtration area** Makes UniRam™ highly resistant to clogging with poor quality water, thus increasing filtration efficiency.
- **Physical root barrier** Better protection against root intrusion without reliance on chemicals.
- **TurboNet™** Labyrinth ensures wide water passages, to increase flushing efficiency.

/ Specifications

- ✓ Pressure-compensated range: 1.5-4.0 bar. Anti-Siphon and Anti-Drain mechanism. Anti drainage (HCNL) function with higher shut-off pressure of 0.25 bar.
- ✓ Recommended filtration: 130 micron / 120 mesh. Filtration method selected based on the kind and concentration of dirt particles contained in the water. Wherever sand exceeding 2 ppm exists in the water, a Hydrocyclone shall be installed before the main filter. Where sand/silt/clay solids exceed 100 ppm, pre treatment shall be applied following Netafim expert instructions.
- ✓ Double TurboNet™ labyrinth with large water passage.
- ✓ Weldable into thick wall driplines (0.90, 1.00, 1.20 mm).
- ✓ Injected dripper, very low CV with injected silicon diaphragm.
- ✓ High UV resistant. Resistant to standard nutrients used in agriculture.
- ✓ UniRam™ driplines meet ISO 9261 Standards with Israel Standard Institute (SII)-certified production.

→ DRIPPERS TECHNICAL DATA

FLOW RATE* (L/H)	WORKING PRESSURE RANGE (BAR)	WATER PASSAGES DIMENSIONS WIDTH-DEPTH-LENGTH (MM)	FILTRATION AREA (MM²)	CONSTANT K	EXPONENT* X	RECOMMENDED FILTRATION (MICRON)/(MESH)	SHUT OFF PRESSURE (BAR)
0.85	1.5 – 4.0	0.70 x 0.65 x 40	110	0.85	0	130/120	0.25
1.25	1.5 – 4.0	0.83 x 0.74 x 40	130	1.25	0	130/120	0.25
2.00	1.5 – 4.0	1.07 x 0.79 x 40	130	2.00	0	130/120	0.25
2.90	1.5 – 4.0	1.26 x 0.95 x 40	130	2.90	0	130/120	0.25
4.40	1.5 – 4.0	1.59 x 1.10 x 40	150	4.40	0	130/120	0.25

* Within working pressure range

UniRam™ HCNL 16009

Catalog number 13925 - (any of below 6 digits)

FLOW RATE (L/H)	DISTANCE BETWEEN DRIPPERS (M)													
	0.15	0.20	0.25	0.30	0.33	0.40	0.50	0.60	0.65	0.70	0.75	0.80	0.90	1.00
0.85		000005	000001	002045		002200	002210							
1.25	003880	003900		004000		000004								
2.00						005400	005470							
2.90						000003								
4.40														
Bundled coil length (m)	500	500	500	500	500	500	500	500	500	500	500	500	500	500

Missing catalog numbers available upon request.

→ DRIPLINES TECHNICAL DATA

MODEL	INSIDE DIAMETER (MM)	WALL THICKNESS (MM)	OUTSIDE DIAMETER (MM)	MAX. WORKING PRESSURE (BAR)	MAXIMUM FLUSHING PRESSURE (BAR)	KD
16009	14.20	0.90	16.00	3.0	3.9	1.30

→ DRIPLINES PACKAGE DATA (ON BUNDLED COIL)

MODEL	WALL THICKNESS (MM)	COIL LENGTH (M)	DISTANCE BETWEEN DRIPPERS (M)	AVERAGE* COIL WEIGHT (KG)	COILS IN A 40 FEET CONTAINER (UNITS)	TOTAL IN A 40 FEET CONTAINER (M)
16009	0.90	500	0.15 to 1.00	20.3	330	165000

* Calculated weight average. For further details see "Average Coil Weight Disclaimer".

UniRam™ HCNL 16010

Catalog number 13910 - (any of below 6 digits)

FLOW RATE (L/H)	DISTANCE BETWEEN DRIPPERS (M)													
	0.15	0.20	0.25	0.30	0.33	0.40	0.50	0.60	0.65	0.70	0.75	0.80	0.90	1.00
0.85		000800	000810	000900		001060	001080							
1.25	000006	002000	002100	002400	002500	002600	002700							
2.00	003150	003230	003300	003400		003500	003600					000005		
2.90			000001					000001						004500
4.40							006660			006680				006600
Bundled coil length (m)	500	500	500	500	500	500	500	500	500	500	500	500	500	500

Missing catalog numbers available upon request.

→ DRIPLINES TECHNICAL DATA

MODEL	INSIDE DIAMETER (MM)	WALL THICKNESS (MM)	OUTSIDE DIAMETER (MM)	MAX. WORKING PRESSURE (BAR)	MAXIMUM FLUSHING PRESSURE (BAR)	KD
16010	14.20	1.00	16.20	3.5	4.6	1.30

→ DRIPLINES PACKAGE DATA (ON BUNDLED COIL)

MODEL	WALL THICKNESS (MM)	COIL LENGTH (M)	DISTANCE BETWEEN DRIPPERS (M)	AVERAGE* COIL WEIGHT (KG)	COILS IN A 40 FEET CONTAINER (UNITS)	TOTAL IN A 40 FEET CONTAINER (M)
16010	1.00	500	0.15 to 1.00	22.1	330	165000

* Calculated weight average. For further details see "Average Coil Weight Disclaimer".

UniRam™ HCNL 16012

Catalog number 13870 - (any of below 6 digits)

FLOW RATE (L/H)	DISTANCE BETWEEN DRIPPERS (M)													
	0.15	0.20	0.25	0.30	0.33	0.40	0.50	0.60	0.65	0.70	0.75	0.80	0.90	1.00
0.85		000001												
1.25				004000										
2.00			000003	005290		005300	005400							
2.90														
4.40														
Bundled coil length (m)	400	400	400	400	400	400	400	400	400	400	400	400	400	400

Missing catalog numbers available upon request.

→ DRIPLINES TECHNICAL DATA

MODEL	INSIDE DIAMETER (MM)	WALL THICKNESS (MM)	OUTSIDE DIAMETER (MM)	MAX. WORKING PRESSURE (BAR)	MAXIMUM FLUSHING PRESSURE (BAR)	KD
16012	14.20	1.20	16.60	4.0	5.2	1.30

→ DRIPLINES PACKAGE DATA (ON BUNDLED COIL)

MODEL	WALL THICKNESS (MM)	COIL LENGTH (M)	DISTANCE BETWEEN DRIPPERS (M)	AVERAGE* COIL WEIGHT (KG)	COILS IN A 40 FEET CONTAINER (UNITS)	TOTAL IN A 40 FEET CONTAINER (M)
16012	1.20	400	0.15 to 1.00	21.2	352	140800

* Calculated weight average. For further details see "Average Coil Weight Disclaimer".

UniRam™ HCNL 17012

Catalog number 14050 - (any of below 6 digits)

FLOW RATE (L/H)	DISTANCE BETWEEN DRIPPERS (M)													
	0.15	0.20	0.25	0.30	0.33	0.40	0.50	0.60	0.65	0.70	0.75	0.80	0.90	1.00
0.85														
1.25		002000	002060			002400								
2.00		003200		003300		003320	003600							
2.90														
4.40		005000				000001	000002							
Bundled coil length (m)	400	400	400	400	400	400	400	400	400	400	400	400	400	400

Missing catalog numbers available upon request.

→ DRIPLINES TECHNICAL DATA

MODEL	INSIDE DIAMETER (MM)	WALL THICKNESS (MM)	OUTSIDE DIAMETER (MM)	MAX. WORKING PRESSURE (BAR)	MAXIMUM FLUSHING PRESSURE (BAR)	KD
17012	14.60	1.20	17.00	4.0	5.2	1.10

→ DRIPLINES PACKAGE DATA (ON BUNDLED COIL)

MODEL	WALL THICKNESS (MM)	COIL LENGTH (M)	DISTANCE BETWEEN DRIPPERS (M)	AVERAGE* COIL WEIGHT (KG)	COILS IN A 40 FEET CONTAINER (UNITS)	TOTAL IN A 40 FEET CONTAINER (M)
17012	1.20	400	0.15 to 1.00	22.4	352	140800

* Calculated weight average. For further details see "Average Coil Weight Disclaimer".

UniRam™ HCNL 20010

Catalog number 14565 - (any of below 6 digits)

FLOW RATE (L/H)	DISTANCE BETWEEN DRIPPERS (M)													
	0.15	0.20	0.25	0.30	0.33	0.40	0.50	0.60	0.65	0.70	0.75	0.80	0.90	1.00
0.85		000630		000640		000650	000002							
1.25		001290		001300										
2.00			000001	002300				002400						
2.90							003500							
4.40							004500							
Bundled coil length (m)	300	300	300	300	300	300	300	300	300	300	300	300	300	300

Missing catalog numbers available upon request.

→ DRIPLINES TECHNICAL DATA

MODEL	INSIDE DIAMETER (MM)	WALL THICKNESS (MM)	OUTSIDE DIAMETER (MM)	MAX. WORKING PRESSURE (BAR)	MAXIMUM FLUSHING PRESSURE (BAR)	KD
20010	17.50	1.00	19.50	3.5	4.6	0.40

→ DRIPLINES PACKAGE DATA (ON BUNDLED COIL)

MODEL	WALL THICKNESS (MM)	COIL LENGTH (M)	DISTANCE BETWEEN DRIPPERS (M)	AVERAGE* COIL WEIGHT (KG)	COILS IN A 40 FEET CONTAINER (UNITS)	TOTAL IN A 40 FEET CONTAINER (M)
20010	1.00	300	0.15 to 1.00	17.4	330	99000

* Calculated weight average. For further details see "Average Coil Weight Disclaimer".

UniRam™ HCNL 20012

Catalog number 14550 - (any of below 6 digits)

FLOW RATE (L/H)	DISTANCE BETWEEN DRIPPERS (M)													
	0.15	0.20	0.25	0.30	0.33	0.40	0.50	0.60	0.65	0.70	0.75	0.80	0.90	1.00
0.85		000100	000110				000002	000200						
1.25	000980	001000	001090	001100		001200	001300						001750	001800
2.00			001900	002000			002400	002500	000001		002850			002950
2.90				003100		003150								003400
4.40						004100	004200	004300				004700	004800	
Bundled coil length (m)	300	300	300	300	300	300	300	300	300	300	300	300	300	300

Missing catalog numbers available upon request.

→ DRIPLINES TECHNICAL DATA

MODEL	INSIDE DIAMETER (MM)	WALL THICKNESS (MM)	OUTSIDE DIAMETER (MM)	MAX. WORKING PRESSURE (BAR)	MAXIMUM FLUSHING PRESSURE (BAR)	KD
20012	17.50	1.20	19.90	4.0	5.2	0.40

→ DRIPLINES PACKAGE DATA (ON BUNDLED COIL)

MODEL	WALL THICKNESS (MM)	COIL LENGTH (M)	DISTANCE BETWEEN DRIPPERS (M)	AVERAGE* COIL WEIGHT (KG)	COILS IN A 40 FEET CONTAINER (UNITS)	TOTAL IN A 40 FEET CONTAINER (M)
20012	1.20	300	0.15 to 1.00	20.2	330	99000

* Calculated weight average. For further details see "Average Coil Weight Disclaimer".

UniRam™ HCNL 23010

Catalog number 14645 - (any of below 6 digits)

FLOW RATE (L/H)	DISTANCE BETWEEN DRIPPERS (M)													
	0.15	0.20	0.25	0.30	0.33	0.40	0.50	0.60	0.65	0.70	0.75	0.80	0.90	1.00
0.85														
1.25														
2.00							002500	002600						
2.90								004000						
4.40														
Carton coil length (m)	200	200	200	300	300	300	300	300	300	300	300	300	300	300

Missing catalog numbers available upon request.

→ DRIPLINES TECHNICAL DATA

MODEL	INSIDE DIAMETER (MM)	WALL THICKNESS (MM)	OUTSIDE DIAMETER (MM)	MAX. WORKING PRESSURE (BAR)	MAXIMUM FLUSHING PRESSURE (BAR)	KD
23010	20.80	1.00	22.80	3.0	3.5	0.30

→ DRIPLINES PACKAGE DATA (ON CARTON COIL)

MODEL	WALL THICKNESS (MM)	COIL LENGTH (M)	DISTANCE BETWEEN DRIPPERS (M)	AVERAGE* COIL WEIGHT (KG)	COILS IN A 40 FEET CONTAINER (UNITS)	TOTAL IN A 40 FEET CONTAINER (M)
23010	1.00	200	0.15 to 0.25	14.7	480	96000
		300	0.30 to 1.00	20.7		144000

* Calculated weight average. For further details see "Average Coil Weight Disclaimer".



UniWine™ RC

Integral pressure-compensated, continuously self-flushing mechanism dripper

→ 16010 - 20012



Pressure-compensated



Drainage mechanism



Self-flushing mechanism

/ Benefits & Features

- **Pressure-compensated** Precise and equal amounts of water delivered over a broad pressure range, ensuring 100% uniformity of water and nutrient distribution along the laterals.
- **Drainage mechanism** The dripper Integrates a drainage mechanism that drains water from the pipe at the end of the irrigation cycle. This helps in countries where temperatures may drop below zero.
- **Continuously self-flushing** Flushes debris, throughout operation, while ensuring constant dripper operation.
- **Wide filtration area** Makes UniWine™ highly resistant to clogging with poor quality water, thus increasing filtration efficiency.
- **Physical root barrier** Better protection against root intrusion without reliance on chemicals.
- **TurboNet™** Labyrinth ensures wide water passages, to increase flushing efficiency: Optional pre-assembled wine clip for easier trellising.

/ Specifications

- ✓ Pressure-compensated range: 0.5-4.0 bar.
- ✓ Recommended filtration: according to drippers flow rate. Filtration method selected based on the kind and concentration of dirt particles contained in the water. Wherever sand exceeding 2 ppm exists in the water, a Hydrocyclone shall be installed before the main filter. Where sand/silt/clay solids exceed 100 ppm, pre treatment shall be applied following Netafim expert instructions.
- ✓ Double TurboNet™ labyrinth with large water passage.
- ✓ Weldable into thick wall driplines (1.00, 1.20 mm).
- ✓ Two violet stripes for easy identification.
- ✓ Injected dripper, very low CV with injected silicon diaphragm.
- ✓ UV resistant. Resistant to standard nutrients used in agriculture.
- ✓ UniWine™ driplines meet ISO 9261 Standards with Israel Standard Institute (SII)-certified production.

→ DRIPPERS TECHNICAL DATA

FLOW RATE* (L/H)	WORKING PRESSURE RANGE (BAR)	WATER PASSAGES DIMENSIONS WIDTH-DEPTH-LENGTH (MM)	FILTRATION AREA (MM²)	CONSTANT K	EXPONENT* X	RECOMMENDED FILTRATION (MICRON)/(MESH)
0.7	0.5 - 4.0	0.70 x 0.65 x 40	110	0.7	0	130/120
1.0	0.5 - 4.0	0.83 x 0.74 x 40	130	1.0	0	130/120
1.6	0.5 - 4.0	1.07 x 0.79 x 40	130	1.6	0	200/80
2.3	0.5 - 4.0	1.26 x 0.95 x 40	130	2.3	0	200/80
3.5	0.5 - 4.0	1.59 x 1.10 x 40	150	3.5	0	200/80

* Within working pressure range

UniWine™ RC 16010 - with assembly clip

Catalog number 14770 - (any of below 6 digits)



FLOW RATE (L/H)	DISTANCE BETWEEN DRIPPERS (M)													
	0.15	0.20	0.25	0.30	0.33	0.40	0.50	0.60	0.65	0.70	0.75	0.80	0.90	1.00
0.7														
1.0														
1.6							003800							004000
2.3														
3.5														
Bundled coil length (m)	300	300	300	300	300	300	300	300	300	300	300	300	300	300

Missing catalog numbers available upon request.

→ DRIPLINES TECHNICAL DATA

MODEL	INSIDE DIAMETER (MM)	WALL THICKNESS (MM)	OUTSIDE DIAMETER (MM)	MAX. WORKING PRESSURE (BAR)	MAXIMUM FLUSHING PRESSURE (BAR)	KD
16010	14.20	1.00	16.20	3.5	4.6	1.30

→ DRIPLINES PACKAGE DATA (ON BUNDLED COIL)

MODEL	WALL THICKNESS (MM)	COIL LENGTH (M)	DISTANCE BETWEEN DRIPPERS (M)	AVERAGE* COIL WEIGHT (KG)	COILS IN A 40 FEET CONTAINER (UNITS)	TOTAL IN A 40 FEET CONTAINER (M)
16010	1.00	300	0.15 to 1.00	14.4	330	99000

* Calculated weight average. For further details see "Average Coil Weight Disclaimer".

UniWine™ RC 20012 - with assembly clip

Catalog number 14965 - (any of below 6 digits)



FLOW RATE (L/H)	DISTANCE BETWEEN DRIPPERS (M)													
	0.15	0.20	0.25	0.30	0.33	0.40	0.50	0.60	0.65	0.70	0.75	0.80	0.90	1.00
0.7														
1.0														
1.6														004000
2.3														
3.5														
Bundled coil length (m)	300	300	300	300	300	300	300	300	300	300	300	300	300	300

Missing catalog numbers available upon request.

→ DRIPLINES TECHNICAL DATA

MODEL	INSIDE DIAMETER (MM)	WALL THICKNESS (MM)	OUTSIDE DIAMETER (MM)	MAX. WORKING PRESSURE (BAR)	MAXIMUM FLUSHING PRESSURE (BAR)	KD
20012	17.50	1.20	19.90	4.0	5.2	0.40

→ DRIPLINES PACKAGE DATA (ON BUNDLED COIL)

MODEL	WALL THICKNESS (MM)	COIL LENGTH (M)	DISTANCE BETWEEN DRIPPERS (M)	AVERAGE* COIL WEIGHT (KG)	COILS IN A 40 FEET CONTAINER (UNITS)	TOTAL IN A 40 FEET CONTAINER (M)
20012	1.20	300	0.15 to 1.00	21.0	330	99000

* Calculated weight average. For further details see "Average Coil Weight Disclaimer".

UniWine™ AS

Integral pressure-compensated, continuously self-flushing, anti-siphon mechanism dripper

→ 16010 - 16012 - 17012 - 20010 - 20012



Pressure-compensated



Anti-Siphon mechanism



Self-flushing mechanism

/ Benefits & Features

- **Pressure-compensated** Precise and equal amounts of water delivered over a broad pressure range, ensuring 100% uniformity of water and nutrient distribution along the laterals.
- **Anti-Siphon mechanism** Prevents contaminants from being drawn into the dripper, making it ideal for sub surface applications.
- **Anti Migration Clip** Possibility to have it with Drop Anti Migration ring that helps also for hanging the driplines on metal wires.
- **Continuously self-flushing** Flushes debris, throughout operation, while ensuring constant dripper operation.
- **Wide filtration area** Makes UniWine™ highly resistant to clogging with poor quality water, thus increasing filtration efficiency.
- **Physical root barrier** Better protection against root intrusion without reliance on chemicals.
- **TurboNet™** Labyrinth ensures wide water passages, to increase flushing efficiency.

/ Specifications

- ✓ Pressure-compensated range: 0.5-4.0 bar. Anti-Siphon mechanism.
- ✓ Recommended filtration: 130 micron / 120 mesh. Filtration method selected based on the kind and concentration of dirt particles contained in the water. Wherever sand exceeding 2 ppm exists in the water, a Hydrocyclone shall be installed before the main filter. Where sand/silt/clay solids exceed 100 ppm, pre treatment shall be applied following Netafim expert instructions.
- ✓ Double TurboNet™ labyrinth with large water passage.
- ✓ Weldable into thick wall driplines (1.00, 1.20 mm).
- ✓ Two purple stripes for easy identification.
- ✓ Injected dripper, very low CV with injected silicon diaphragm.
- ✓ High UV resistant. Resistant to standard nutrients used in agriculture.
- ✓ UniWine™ driplines meet ISO 9261 Standards with Israel Standard Institute (SII)-certified production.

→ DRIPPERS TECHNICAL DATA

FLOW RATE* (L/H)	WORKING PRESSURE RANGE (BAR)	WATER PASSAGES DIMENSIONS WIDTH-DEPTH x LENGTH (MM)	FILTRATION AREA (MM²)	CONSTANT K	EXPONENT* X	RECOMMENDED FILTRATION (MICRON)/(MESH)
0.7	0.5 - 4.0	0.70 x 0.65 x 40	110	0.7	0	130/120
1.0	0.5 - 4.0	0.83 x 0.74 x 40	130	1.0	0	130/120
1.6	0.5 - 4.0	1.07 x 0.79 x 40	130	1.6	0	200/80
2.3	0.5 - 4.0	1.26 x 0.95 x 40	130	2.3	0	200/80
3.5	0.5 - 4.0	1.59 x 1.10 x 40	150	3.5	0	200/80

* Within working pressure range

UniWine™ AS 16010

Catalog number 14740 - (any of below 6 digits)

FLOW RATE (L/H)	DISTANCE BETWEEN DRIPPERS (M)													
	0.15	0.20	0.25	0.30	0.33	0.40	0.50	0.60	0.65	0.70	0.75	0.80	0.90	1.00
0.7														
1.0													000003	
1.6													002150	002220
2.3														
3.5														
Bundled coil length (m)	500	500	500	500	500	500	500	500	500	500	500	500	500	500

Missing catalog numbers available upon request.

→ DRIPLINES TECHNICAL DATA

MODEL	INSIDE DIAMETER (MM)	WALL THICKNESS (MM)	OUTSIDE DIAMETER (MM)	MAX. WORKING PRESSURE (BAR)	MAXIMUM FLUSHING PRESSURE (BAR)	KD
16010	14.20	1.00	16.20	3.5	4.6	1.30

→ DRIPLINES PACKAGE DATA (ON BUNDLED COIL)

MODEL	WALL THICKNESS (MM)	COIL LENGTH (M)	DISTANCE BETWEEN DRIPPERS (M)	AVERAGE* COIL WEIGHT (KG)	COILS IN A 40 FEET CONTAINER (UNITS)	TOTAL IN A 40 FEET CONTAINER (M)
16010	1.00	500	0.15 to 1.00	22.1	330	165000

* Calculated weight average. For further details see "Average Coil Weight Disclaimer".



UniWine™ AS 16010 - with assembly clip

Catalog number : 14740 - (any of below 6 digits)

FLOW RATE (L/H)	DISTANCE BETWEEN DRIPPERS (M)													
	0.15	0.20	0.25	0.30	0.33	0.40	0.50	0.60	0.65	0.70	0.75	0.80	0.90	1.00
0.7				000900										
1.0				001050			001150	001200			001250			001400
1.6						001590	001640	001800		001870	001900			002200
2.3				002500		002600	002700	002800			002900	003000	003100	003300
3.5							004200	004400			004600			
Bundled coil length (m)	300	300	300	300	300	300	300	300	300	300	300	300	300	300

Missing catalog numbers available upon request.

→ DRIPLINES TECHNICAL DATA

MODEL	INSIDE DIAMETER (MM)	WALL THICKNESS (MM)	OUTSIDE DIAMETER (MM)	MAX. WORKING PRESSURE (BAR)	MAXIMUM FLUSHING PRESSURE (BAR)	KD
16010	14.20	1.00	16.20	3.5	4.6	1.30

→ DRIPLINES PACKAGE DATA (ON BUNDLED COIL)

MODEL	WALL THICKNESS (MM)	COIL LENGTH (M)	DISTANCE BETWEEN DRIPPERS (M)	AVERAGE* COIL WEIGHT (KG)	COILS IN A 40 FEET CONTAINER (UNITS)	TOTAL IN A 40 FEET CONTAINER (M)
16010	1.00	300	0.15 to 1.00	14.4	330	99000

* Calculated weight average. For further details see "Average Coil Weight Disclaimer".



UniWine™ AS 16012 - with assembly clip

Catalog number 14715 - (any of bellow 6 digits)

FLOW RATE (L/H)	DISTANCE BETWEEN DRIPPERS (M)													
	0.15	0.20	0.25	0.30	0.33	0.40	0.50	0.60	0.65	0.70	0.75	0.80	0.90	1.00
0.7														
1.0								001000						
1.6														
2.3						003200	003500	003800						004110
3.5														
Bundled coil length (m)	300	300	300	300	300	300	300	300	300	300	300	300	300	300

Missing catalog numbers available upon request.

→ DRIPLINES TECHNICAL DATA

MODEL	INSIDE DIAMETER (MM)	WALL THICKNESS (MM)	OUTSIDE DIAMETER (MM)	MAX. WORKING PRESSURE (BAR)	MAXIMUM FLUSHING PRESSURE (BAR)	KD
16012	14.20	1.20	16.6	4.0	5.2	1.30

→ DRIPLINES PACKAGE DATA (ON BUNDLED COIL)

MODEL	WALL THICKNESS (MM)	COIL LENGTH (M)	DISTANCE BETWEEN DRIPPERS (M)	AVERAGE* COIL WEIGHT (KG)	COILS IN A 40 FEET CONTAINER (UNITS)	TOTAL IN A 40 FEET CONTAINER (M)
16012	1.20	300	0.15 to 1.00	17.2	330	99000

* Calculated weight average. For further details see "Average Coil Weight Disclaimer".



UniWine™ AS 17012 - with assembly clip

Catalog number 14820 - (any of bellow 6 digits)

FLOW RATE (L/H)	DISTANCE BETWEEN DRIPPERS (M)													
	0.15	0.20	0.25	0.30	0.33	0.40	0.50	0.60	0.65	0.70	0.75	0.80	0.90	1.00
0.7														
1.0														
1.6							001500	001600						
2.3						003000	003050	003100			003500		003900	
3.5														
Bundled coil length (m)	300	300	300	300	300	300	300	300	300	300	300	300	300	300

Missing catalog numbers available upon request.

→ DRIPLINES TECHNICAL DATA

MODEL	INSIDE DIAMETER (MM)	WALL THICKNESS (MM)	OUTSIDE DIAMETER (MM)	MAX. WORKING PRESSURE (BAR)	MAXIMUM FLUSHING PRESSURE (BAR)	KD
17012	14.60	1.20	17.00	4.0	5.2	1.10

→ DRIPLINES PACKAGE DATA (ON BUNDLED COIL)

MODEL	WALL THICKNESS (MM)	COIL LENGTH (M)	DISTANCE BETWEEN DRIPPERS (M)	AVERAGE* COIL WEIGHT (KG)	COILS IN A 40 FEET CONTAINER (UNITS)	TOTAL IN A 40 FEET CONTAINER (M)
17012	1.20	300	0.15 to 1.00	17.7	330	132000

* Calculated weight average. For further details see "Average Coil Weight Disclaimer".

UniWine™ AS 20010

Catalog number 14995 - (any of below 6 digits)

FLOW RATE (L/H)	DISTANCE BETWEEN DRIPPERS (M)													
	0.15	0.20	0.25	0.30	0.33	0.40	0.50	0.60	0.65	0.70	0.75	0.80	0.90	1.00
0.7														
1.0														
1.6														
2.3									003010					
3.5														
Bundled coil length (m)	300	300	300	300	300	300	300	300	300	300	300	300	300	300

Missing catalog numbers available upon request.

→ DRIPLINES TECHNICAL DATA

MODEL	INSIDE DIAMETER (MM)	WALL THICKNESS (MM)	OUTSIDE DIAMETER (MM)	MAX. WORKING PRESSURE (BAR)	MAXIMUM FLUSHING PRESSURE (BAR)	KD
20010	17.50	1.00	19.50	3.5	4.6	0.40

→ DRIPLINES PACKAGE DATA (ON BUNDLED COIL)

MODEL	WALL THICKNESS (MM)	COIL LENGTH (M)	DISTANCE BETWEEN DRIPPERS (M)	AVERAGE* COIL WEIGHT (KG)	COILS IN A 40 FEET CONTAINER (UNITS)	TOTAL IN A 40 FEET CONTAINER (M)
20010	1.00	300	0.15 to 1.00	17.4	330	99000

* Calculated weight average. For further details see "Average Coil Weight Disclaimer".



UniWine™ AS 20010 - with assembly clip

Catalog number 14995 - (any of below 6 digits)

FLOW RATE (L/H)	DISTANCE BETWEEN DRIPPERS (M)													
	0.15	0.20	0.25	0.30	0.33	0.40	0.50	0.60	0.65	0.70	0.75	0.80	0.90	1.00
0.7														
1.0														
1.6						001900						002400		
2.3								003000				003500		
3.5								005000						
Bundled coil length (m)	300	300	300	300	300	300	300	300	300	300	300	300	300	300

Missing catalog numbers available upon request.

→ DRIPLINES TECHNICAL DATA

MODEL	INSIDE DIAMETER (MM)	WALL THICKNESS (MM)	OUTSIDE DIAMETER (MM)	MAX. WORKING PRESSURE (BAR)	MAXIMUM FLUSHING PRESSURE (BAR)	KD
20010	17.50	1.00	19.50	3.5	4.6	0.40

→ DRIPLINES PACKAGE DATA (ON BUNDLED COIL)

MODEL	WALL THICKNESS (MM)	COIL LENGTH (M)	DISTANCE BETWEEN DRIPPERS (M)	AVERAGE* COIL WEIGHT (KG)	COILS IN A 40 FEET CONTAINER (UNITS)	TOTAL IN A 40 FEET CONTAINER (M)
20010	1.00	300	0.15 to 1.00	17.5	330	99000

* Calculated weight average. For further details see "Average Coil Weight Disclaimer".

UniWine™ AS 20012

Catalog number 14980 - (any of below 6 digits)

FLOW RATE (L/H)	DISTANCE BETWEEN DRIPPERS (M)													
	0.15	0.20	0.25	0.30	0.33	0.40	0.50	0.60	0.65	0.70	0.75	0.80	0.90	1.00
0.7														
1.0														
1.6														002920
2.3														
3.5														
Bundled coil length (m)	300	300	300	300	300	300	300	300	300	300	300	300	300	300

Missing catalog numbers available upon request.

→ DRIPLINES TECHNICAL DATA

MODEL	INSIDE DIAMETER (MM)	WALL THICKNESS (MM)	OUTSIDE DIAMETER (MM)	MAX. WORKING PRESSURE (BAR)	MAXIMUM FLUSHING PRESSURE (BAR)	KD
20012	17.50	1.20	19.90	4.0	5.2	0.40

→ DRIPLINES PACKAGE DATA (ON BUNDLED COIL)

MODEL	WALL THICKNESS (MM)	COIL LENGTH (M)	DISTANCE BETWEEN DRIPPERS (M)	AVERAGE* COIL WEIGHT (KG)	COILS IN A 40 FEET CONTAINER (UNITS)	TOTAL IN A 40 FEET CONTAINER (M)
20012	1.20	300	0.15 to 1.00	20.2	330	99000

* Calculated weight average. For further details see "Average Coil Weight Disclaimer".



UniWine™ AS 20012 - with assembly clip

Catalog number 14980 - (any of below 6 digits)

FLOW RATE (L/H)	DISTANCE BETWEEN DRIPPERS (M)													
	0.15	0.20	0.25	0.30	0.33	0.40	0.50	0.60	0.65	0.70	0.75	0.80	0.90	1.00
0.7														
1.0				001400		001500	001600	001700					001950	002000
1.6				002200		002300	002400	002450			002550		002800	002900
2.3				003200				003480			003600			003990
3.5				005700			005900						006400	006500
Bundled coil length (m)	200	200	200	200	200	200	200	200	200	200	200	200	200	200

Missing catalog numbers available upon request.

→ DRIPLINES TECHNICAL DATA

MODEL	INSIDE DIAMETER (MM)	WALL THICKNESS (MM)	OUTSIDE DIAMETER (MM)	MAX. WORKING PRESSURE (BAR)	MAXIMUM FLUSHING PRESSURE (BAR)	KD
20012	17.50	1.20	19.90	4.0	5.2	0.40

→ DRIPLINES PACKAGE DATA (ON BUNDLED COIL)

MODEL	WALL THICKNESS (MM)	COIL LENGTH (M)	DISTANCE BETWEEN DRIPPERS (M)	AVERAGE* COIL WEIGHT (KG)	COILS IN A 40 FEET CONTAINER (UNITS)	TOTAL IN A 40 FEET CONTAINER (M)
20012	1.20	200	0.15 to 1.00	21.0	330	66000

* Calculated weight average. For further details see "Average Coil Weight Disclaimer".



UniGray™ CNL & HCNL

Integral pressure-compensated, continuously self-flushing, anti-siphon & anti-drain mechanism dripper, dripline colored light gray for protected crops applications

→ 16010 - 16012 - 17012 - 20010 - 20012



Pressure-compensated



Anti-Drain mechanism



Self-flushing mechanism

/ Benefits & Features

- **Pressure-compensated** Precise and equal amounts of water delivered over a broad pressure range, ensuring 100% uniformity of water and nutrient distribution along the laterals.
- **Anti-Siphon mechanism** Prevents contaminants from being drawn into the dripper, making it ideal for sub surface applications.
- **Anti-Drain (CNL) mechanism** Eliminates drainage and refill effect, and improves efficiency in pulse irrigation even in steep topography.
- **Continuously self-flushing** Flushes debris, throughout operation, while ensuring constant dripper operation.
- **Wide filtration area** Makes UniGray™ highly resistant to clogging with poor quality water, thus increasing filtration efficiency.
- **Physical root barrier** Better protection against root intrusion without reliance on chemicals.
- **TurboNet™** Labyrinth ensures wide water passages, to increase flushing efficiency.
- **Colored coded** Light gray on the outer surface, makes it absorb less energy and utilize most of the radiation in the greenhouse.

/ Specifications

- ✓ Pressure-compensated range: according to the product model, 1.0-4.0 for the CNL model and 1.5-4.0 for the HCNL. Anti-Siphon and Anti-Drain mechanism.
- ✓ Recommended filtration: 130 micron / 120 mesh. Filtration method selected based on the kind and concentration of dirt particles contained in the water. Wherever sand exceeding 2 ppm exists in the water, a Hydrocyclone shall be installed before the main filter. Where sand/silt/clay solids exceed 100 ppm, pre treatment shall be applied following Netafim expert instructions.
- ✓ Double TurboNet™ labyrinth with large water passage.
- ✓ Weldable into thick wall driplines (1.00, 1.20 mm).
- ✓ Injected dripper, very low CV with injected silicon diaphragm.
- ✓ High UV resistant. Resistant to standard nutrients used in agriculture.
- ✓ UniGray™ driplines meet ISO 9261 Standards with Israel Standard Institute (SII)-certified production.

→ DRIPPERS TECHNICAL DATA - CNL MODEL

FLOW RATE* (L/H)	WORKING PRESSURE RANGE (BAR)	WATER PASSAGES DIMENSIONS WIDTH-DEPTH-LENGTH (MM)	FILTRATION AREA (MM ²)	CONSTANT K	EXPONENT * X	RECOMMENDED FILTRATION (MICRON)/(MESH)	SHUT OFF PRESSURE (BAR)
0.70	1.0 - 4.0	0.70 x 0.65 x 40	110	0.70	0	130/120	0.14
1.00	1.0 - 4.0	0.83 x 0.74 x 40	130	1.00	0	130/120	0.14
1.60	1.0 - 4.0	1.07 x 0.79 x 40	130	1.60	0	130/120	0.14
2.30	1.0 - 4.0	1.26 x 0.95 x 40	130	2.30	0	130/120	0.14
3.50	1.0 - 4.0	1.59 x 1.10 x 40	150	3.50	0	130/120	0.14

* Within working pressure range

→ DRIPPERS TECHNICAL DATA - HCNL MODEL

FLOW RATE* (L/H)	WORKING PRESSURE RANGE (BAR)	WATER PASSAGES DIMENSIONS WIDTH-DEPTH-LENGTH (MM)	FILTRATION AREA (MM ²)	CONSTANT K	EXPONENT * X	RECOMMENDED FILTRATION (MICRON)/(MESH)	SHUT OFF PRESSURE (BAR)
0.85	1.5 - 4.0	0.70 x 0.65 x 40	110	0.85	0	130/120	0.25
1.25	1.5 - 4.0	0.83 x 0.74 x 40	130	1.25	0	130/120	0.25
2.00	1.5 - 4.0	1.07 x 0.79 x 40	130	2.00	0	130/120	0.25
2.90	1.5 - 4.0	1.26 x 0.95 x 40	130	2.90	0	130/120	0.25
4.40	1.5 - 4.0	1.59 x 1.10 x 40	150	4.40	0	130/120	0.25

* Within working pressure range

UniGray™ CNL 16010

Catalog number 13980 - (any of bellow 6 digits)

FLOW RATE (L/H)	DISTANCE BETWEEN DRIPPERS (M)													
	0.15	0.20	0.25	0.30	0.33	0.40	0.50	0.60	0.65	0.70	0.75	0.80	0.90	1.00
0.7														
1.0						000002								000950
1.6			000001				002030							
2.3		003490						006200	006210	006100				
3.5								007500						
Bundled coil length (m)	500	500	500	500	500	500	500	500	500	500	500	500	500	500

Missing catalog numbers available upon request.

→ DRIPLINES TECHNICAL DATA

MODEL	INSIDE DIAMETER (MM)	WALL THICKNESS (MM)	OUTSIDE DIAMETER (MM)	MAX. WORKING PRESSURE (BAR)	MAXIMUM FLUSHING PRESSURE (BAR)	KD
16010	14.20	1.00	16.20	3.5	4.6	1.30

→ DRIPLINES PACKAGE DATA (ON BUNDLED COIL)

MODEL	WALL THICKNESS (MM)	COIL LENGTH (M)	DISTANCE BETWEEN DRIPPERS (M)	AVERAGE* COIL WEIGHT (KG)	COILS IN A 40 FEET CONTAINER (UNITS)	TOTAL IN A 40 FEET CONTAINER (M)
16010	1.00	500	0.15 to 1.00	22.1	330	165000

* Calculated weight average. For further details see "Average Coil Weight Disclaimer".

UniGray™ CNL 16012

Catalog number 13885 - (any of bellow 6 digits)

FLOW RATE (L/H)	DISTANCE BETWEEN DRIPPERS (M)													
	0.15	0.20	0.25	0.30	0.33	0.40	0.50	0.60	0.65	0.70	0.75	0.80	0.90	1.00
0.7														
1.0						000001								
1.6														
2.3			003000		003100	003120	003150			003190				
3.5														
Bundled coil length (m)	400	400	400	400	400	400	400	400	400	400	400	400	400	400

Missing catalog numbers available upon request.

→ DRIPLINES TECHNICAL DATA

MODEL	INSIDE DIAMETER (MM)	WALL THICKNESS (MM)	OUTSIDE DIAMETER (MM)	MAX. WORKING PRESSURE (BAR)	MAXIMUM FLUSHING PRESSURE (BAR)	KD
16012	14.20	1.20	16.60	4.0	5.2	1.30

→ DRIPLINES PACKAGE DATA (ON BUNDLED COIL)

MODEL	WALL THICKNESS (MM)	COIL LENGTH (M)	DISTANCE BETWEEN DRIPPERS (M)	AVERAGE* COIL WEIGHT (KG)	COILS IN A 40 FEET CONTAINER (UNITS)	TOTAL IN A 40 FEET CONTAINER (M)
16012	1.20	400	0.15 to 1.00	21.2	352	140800

* Calculated weight average. For further details see "Average Coil Weight Disclaimer".

UniGray™ CNL 17012

Catalog number 14130 - (any of bellow 6 digits)

FLOW RATE (L/H)	DISTANCE BETWEEN DRIPPERS (M)													
	0.15	0.20	0.25	0.30	0.33	0.40	0.50	0.60	0.65	0.70	0.75	0.80	0.90	1.00
0.7														
1.0														
1.6														
2.3		003500												
3.5								004000					004015	
Bundled coil length (m)	400	400	400	400	400	400	400	400	400	400	400	400	400	400

Missing catalog numbers available upon request.

→ DRIPLINES TECHNICAL DATA

MODEL	INSIDE DIAMETER (MM)	WALL THICKNESS (MM)	OUTSIDE DIAMETER (MM)	MAX. WORKING PRESSURE (BAR)	MAXIMUM FLUSHING PRESSURE (BAR)	KD
17012	14.60	1.20	17.00	4.0	5.2	1.10

→ DRIPLINES PACKAGE DATA (ON BUNDLED COIL)

MODEL	WALL THICKNESS (MM)	COIL LENGTH (M)	DISTANCE BETWEEN DRIPPERS (M)	AVERAGE* COIL WEIGHT (KG)	COILS IN A 40 FEET CONTAINER (UNITS)	TOTAL IN A 40 FEET CONTAINER (M)
17012	1.20	400	0.15 to 1.00	22.4	352	140800

* Calculated weight average. For further details see "Average Coil Weight Disclaimer".

UniGray™ CNL 20010

Catalog number 13385 - (any of bellow 6 digits)

FLOW RATE (L/H)	DISTANCE BETWEEN DRIPPERS (M)													
	0.15	0.20	0.25	0.30	0.33	0.40	0.50	0.60	0.65	0.70	0.75	0.80	0.90	1.00
0.7														
1.0														
1.6														
2.3														
3.5						004000								
Bundled coil length (m)	300	300	300	300	300	300	300	300	300	300	300	300	300	300

Missing catalog numbers available upon request.

→ DRIPLINES TECHNICAL DATA

MODEL	INSIDE DIAMETER (MM)	WALL THICKNESS (MM)	OUTSIDE DIAMETER (MM)	MAX. WORKING PRESSURE (BAR)	MAXIMUM FLUSHING PRESSURE (BAR)	KD
20010	17.50	1.00	19.50	3.5	4.6	0.40

→ DRIPLINES PACKAGE DATA (ON BUNDLED COIL)

MODEL	WALL THICKNESS (MM)	COIL LENGTH (M)	DISTANCE BETWEEN DRIPPERS (M)	AVERAGE* COIL WEIGHT (KG)	COILS IN A 40 FEET CONTAINER (UNITS)	TOTAL IN A 40 FEET CONTAINER (M)
20010	1.00	300	0.15 to 1.00	17.4	330	99000

* Calculated weight average. For further details see "Average Coil Weight Disclaimer".

UniGray™ CNL 20012

Catalog number 14440 - (any of bellow 6 digits)

FLOW RATE (L/H)	DISTANCE BETWEEN DRIPPERS (M)													
	0.15	0.20	0.25	0.30	0.33	0.40	0.50	0.60	0.65	0.70	0.75	0.80	0.90	1.00
0.7														
1.0														
1.6														
2.3				003100										
3.5														
Bundled coil length (m)	300	300	300	300	300	300	300	300	300	300	300	300	300	300

Missing catalog numbers available upon request.

→ DRIPLINES TECHNICAL DATA

MODEL	INSIDE DIAMETER (MM)	WALL THICKNESS (MM)	OUTSIDE DIAMETER (MM)	MAX. WORKING PRESSURE (BAR)	MAXIMUM FLUSHING PRESSURE (BAR)	KD
20012	17.50	1.20	19.90	4.0	5.2	0.40

→ DRIPLINES PACKAGE DATA (ON BUNDLED COIL)

MODEL	WALL THICKNESS (MM)	COIL LENGTH (M)	DISTANCE BETWEEN DRIPPERS (M)	AVERAGE* COIL WEIGHT (KG)	COILS IN A 40 FEET CONTAINER (UNITS)	TOTAL IN A 40 FEET CONTAINER (M)
20012	1.20	300	0.15 to 1.00	20.2	330	99000

* Calculated weight average. For further details see "Average Coil Weight Disclaimer".

UniGray™ HCNL 16010

Catalog number 13985 - (any of bellow 6 digits)

FLOW RATE (L/H)	DISTANCE BETWEEN DRIPPERS (M)													
	0.15	0.20	0.25	0.30	0.33	0.40	0.50	0.60	0.65	0.70	0.75	0.80	0.90	1.00
0.85														
1.25														
2.00														
2.90														
4.40							006000			006050			006070	
Bundled coil length (m)	500	500	500	500	500	500	500	500	500	500	500	500	500	500

Missing catalog numbers available upon request.

→ DRIPLINES TECHNICAL DATA

MODEL	INSIDE DIAMETER (MM)	WALL THICKNESS (MM)	OUTSIDE DIAMETER (MM)	MAX. WORKING PRESSURE (BAR)	MAXIMUM FLUSHING PRESSURE (BAR)	KD
16010	14.20	1.00	16.20	3.5	4.6	1.30

→ DRIPLINES PACKAGE DATA (ON BUNDLED COIL)

MODEL	WALL THICKNESS (MM)	COIL LENGTH (M)	DISTANCE BETWEEN DRIPPERS (M)	AVERAGE* COIL WEIGHT (KG)	COILS IN A 40 FEET CONTAINER (UNITS)	TOTAL IN A 40 FEET CONTAINER (M)
16010	1.00	500	0.15 to 1.00	22.1	330	165000

* Calculated weight average. For further details see "Average Coil Weight Disclaimer".

UniGray™ HCNL 16012

Catalog number 13995 - (any of bellow 6 digits)

FLOW RATE (L/H)	DISTANCE BETWEEN DRIPPERS (M)													
	0.15	0.20	0.25	0.30	0.33	0.40	0.50	0.60	0.65	0.70	0.75	0.80	0.90	1.00
0.85														
1.25														
2.00				003980			004000	004040		004050				004080
2.90														
4.40								007000						
Bundled coil length (m)	400	400	400	400	400	400	400	400	400	400	400	400	400	400

Missing catalog numbers available upon request.

→ DRIPLINES TECHNICAL DATA

MODEL	INSIDE DIAMETER (MM)	WALL THICKNESS (MM)	OUTSIDE DIAMETER (MM)	MAX. WORKING PRESSURE (BAR)	MAXIMUM FLUSHING PRESSURE (BAR)	KD
16012	14.20	1.20	16.60	4.0	5.2	1.30

→ DRIPLINES PACKAGE DATA (ON BUNDLED COIL)

MODEL	WALL THICKNESS (MM)	COIL LENGTH (M)	DISTANCE BETWEEN DRIPPERS (M)	AVERAGE* COIL WEIGHT (KG)	COILS IN A 40 FEET CONTAINER (UNITS)	TOTAL IN A 40 FEET CONTAINER (M)
16012	1.20	400	0.15 to 1.00	21.2	352	140800

* Calculated weight average. For further details see "Average Coil Weight Disclaimer".

UniGray™ CNL 17012

Catalog number 14135 - (any of bellow 6 digits)

FLOW RATE (L/H)	DISTANCE BETWEEN DRIPPERS (M)													
	0.15	0.20	0.25	0.30	0.33	0.40	0.50	0.60	0.65	0.70	0.75	0.80	0.90	1.00
0.85														
1.25														
2.00					002500									
2.90														
4.40													005000	
Bundled coil length (m)	400	400	400	400	400	400	400	400	400	400	400	400	400	400

Missing catalog numbers available upon request.

→ DRIPLINES TECHNICAL DATA

MODEL	INSIDE DIAMETER (MM)	WALL THICKNESS (MM)	OUTSIDE DIAMETER (MM)	MAX. WORKING PRESSURE (BAR)	MAXIMUM FLUSHING PRESSURE (BAR)	KD
17012	14.60	1.20	17.00	4.0	5.2	1.10

→ DRIPLINES PACKAGE DATA (ON BUNDLED COIL)

MODEL	WALL THICKNESS (MM)	COIL LENGTH (M)	DISTANCE BETWEEN DRIPPERS (M)	AVERAGE* COIL WEIGHT (KG)	COILS IN A 40 FEET CONTAINER (UNITS)	TOTAL IN A 40 FEET CONTAINER (M)
17012	1.20	400	0.15 to 1.00	22.4	352	140800

* Calculated weight average. For further details see "Average Coil Weight Disclaimer".

UniWhite™ CNL & HCNL

Integral pressure-compensated, continuously self-flushing, anti-siphon & anti-drain mechanism dripper, dripline colored white for protected crops applications

→ 16010 - 16012 - 17012 - 20010 - 20012



Pressure-compensated



Anti-Drain mechanism



Self-flushing mechanism

/ Benefits & Features

- **Pressure-compensated** Precise and equal amounts of water delivered over a broad pressure range, ensuring 100% uniformity of water and nutrient distribution along the laterals.
- **Anti-Siphon mechanism** Prevents contaminants from being drawn into the dripper, making it ideal for sub surface applications.
- **Anti-Drain (CNL) mechanism** Eliminates drainage and refill effect, and improves efficiency in pulse irrigation even in steep topography.
- **Continuously self-flushing** Flushes debris, throughout operation, while ensuring constant dripper operation.
- **Wide filtration area** Makes UniWhite™ highly resistant to clogging with poor quality water, thus increasing filtration efficiency.
- **Physical root barrier** Better protection against root intrusion without reliance on chemicals.
- **TurboNet™** Labyrinth ensures wide water passages, to increase flushing efficiency.
- **Colored coded** White on the outer surface, makes it absorb less energy and utilize most of the radiation in the greenhouse.

/ Specifications

- ✓ Pressure-compensated range: according to the product model, 1.0-4.0 for the CNL model and 1.5-4.0 for the HCNL. Anti-Siphon and Anti-Drain mechanism.
- ✓ Recommended filtration: 130 micron / 120 mesh. Filtration method selected based on the kind and concentration of dirt particles contained in the water. Wherever sand exceeding 2 ppm exists in the water, a Hydrocyclone shall be installed before the main filter. Where sand/silt/clay solids exceed 100 ppm, pre treatment shall be applied following Netafim expert instructions.
- ✓ Double TurboNet™ labyrinth with large water passage.
- ✓ Weldable into thick wall driplines (1.00, 1.20 mm).
- ✓ Injected dripper, very low CV with injected silicon diaphragm.
- ✓ High UV resistant. Resistant to standard nutrients used in agriculture.
- ✓ UniWhite™ driplines meet ISO 9261 Standards with Israel Standard Institute (SII)-certified production.

→ DRIPPERS TECHNICAL DATA - CNL MODEL

FLOW RATE* (L/H)	WORKING PRESSURE RANGE (BAR)	WATER PASSAGES DIMENSIONS WIDTH-DEPTH-LENGTH (MM)	FILTRATION AREA (MM ²)	CONSTANT K	EXPONENT * X	RECOMMENDED FILTRATION (MICRON)/(MESH)	SHUT OFF PRESSURE (BAR)
0.70	1.0 - 4.0	0.70 x 0.65 x 40	110	0.70	0	130/120	0.14
1.00	1.0 - 4.0	0.83 x 0.74 x 40	130	1.00	0	130/120	0.14
1.60	1.0 - 4.0	1.07 x 0.79 x 40	130	1.60	0	130/120	0.14
2.30	1.0 - 4.0	1.26 x 0.95 x 40	130	2.30	0	130/120	0.14
3.50	1.0 - 4.0	1.59 x 1.10 x 40	150	3.50	0	130/120	0.14

* Within working pressure range

→ DRIPPERS TECHNICAL DATA - HCNL MODEL

FLOW RATE* (L/H)	WORKING PRESSURE RANGE (BAR)	WATER PASSAGES DIMENSIONS WIDTH-DEPTH-LENGTH (MM)	FILTRATION AREA (MM ²)	CONSTANT K	EXPONENT * X	RECOMMENDED FILTRATION (MICRON)/(MESH)	SHUT OFF PRESSURE (BAR)
0.85	1.5 - 4.0	0.70 x 0.65 x 40	110	0.85	0	130/120	0.25
1.25	1.5 - 4.0	0.83 x 0.74 x 40	130	1.25	0	130/120	0.25
2.00	1.5 - 4.0	1.07 x 0.79 x 40	130	2.00	0	130/120	0.25
2.90	1.5 - 4.0	1.26 x 0.95 x 40	130	2.90	0	130/120	0.25
4.40	1.5 - 4.0	1.59 x 1.10 x 40	150	4.40	0	130/120	0.25

* Within working pressure range

UniWhite™ CNL 16010

Catalog number 18403 - (any of bellow 6 digits)

FLOW RATE (L/H)	DISTANCE BETWEEN DRIPPERS (M)													
	0.15	0.20	0.25	0.30	0.33	0.40	0.50	0.60	0.65	0.70	0.75	0.80	0.90	1.00
0.7														
1.0														
1.6														
2.3			000014	000008	000013		000006	000001	000007					
3.5								000011						
Bundled coil length (m)	500	500	500	500	500	500	500	500	500	500	500	500	500	500

Missing catalog numbers available upon request.

→ DRIPLINES TECHNICAL DATA

MODEL	INSIDE DIAMETER (MM)	WALL THICKNESS (MM)	OUTSIDE DIAMETER (MM)	MAX. WORKING PRESSURE (BAR)	MAXIMUM FLUSHING PRESSURE (BAR)	KD
16010	14.20	1.00	16.20	3.5	4.6	1.30

→ DRIPLINES PACKAGE DATA (ON BUNDLED COIL)

MODEL	WALL THICKNESS (MM)	COIL LENGTH (M)	DISTANCE BETWEEN DRIPPERS (M)	AVERAGE* COIL WEIGHT (KG)	COILS IN A 40 FEET CONTAINER (UNITS)	TOTAL IN A 40 FEET CONTAINER (M)
16010	1.00	500	0.15 to 1.00	22.1	330	165000

* Calculated weight average. For further details see "Average Coil Weight Disclaimer".

UniWhite™ CNL 16012

Catalog number 18404 - (any of bellow 6 digits)

FLOW RATE (L/H)	DISTANCE BETWEEN DRIPPERS (M)													
	0.15	0.20	0.25	0.30	0.33	0.40	0.50	0.60	0.65	0.70	0.75	0.80	0.90	1.00
0.7														
1.0														
1.6														
2.3							000001				000003			
3.5														
Bundled coil length (m)	400	400	400	400	400	400	400	400	400	400	400	400	400	400

Missing catalog numbers available upon request.

→ DRIPLINES TECHNICAL DATA

MODEL	INSIDE DIAMETER (MM)	WALL THICKNESS (MM)	OUTSIDE DIAMETER (MM)	MAX. WORKING PRESSURE (BAR)	MAXIMUM FLUSHING PRESSURE (BAR)	KD
16012	14.20	1.20	16.60	4.0	5.2	1.30

→ DRIPLINES PACKAGE DATA (ON BUNDLED COIL)

MODEL	WALL THICKNESS (MM)	COIL LENGTH (M)	DISTANCE BETWEEN DRIPPERS (M)	AVERAGE* COIL WEIGHT (KG)	COILS IN A 40 FEET CONTAINER (UNITS)	TOTAL IN A 40 FEET CONTAINER (M)
16012	1.20	400	0.15 to 1.00	21.2	352	140800

* Calculated weight average. For further details see "Average Coil Weight Disclaimer".

UniWhite™ CNL 17012

Catalog number 18405 - (any of bellow 6 digits)

FLOW RATE (L/H)	DISTANCE BETWEEN DRIPPERS (M)													
	0.15	0.20	0.25	0.30	0.33	0.40	0.50	0.60	0.65	0.70	0.75	0.80	0.90	1.00
0.7														
1.0														
1.6														
2.3				000001										
3.5													000002	
Bundled coil length (m)	400	400	400	400	400	400	400	400	400	400	400	400	400	400

Missing catalog numbers available upon request.

→ DRIPLINES TECHNICAL DATA

MODEL	INSIDE DIAMETER (MM)	WALL THICKNESS (MM)	OUTSIDE DIAMETER (MM)	MAX. WORKING PRESSURE (BAR)	MAXIMUM FLUSHING PRESSURE (BAR)	KD
17012	14.60	1.20	17.00	4.0	5.2	1.10

→ DRIPLINES PACKAGE DATA (ON BUNDLED COIL)

MODEL	WALL THICKNESS (MM)	COIL LENGTH (M)	DISTANCE BETWEEN DRIPPERS (M)	AVERAGE* COIL WEIGHT (KG)	COILS IN A 40 FEET CONTAINER (UNITS)	TOTAL IN A 40 FEET CONTAINER (M)
17012	1.20	400	0.15 to 1.00	22.4	352	140800

* Calculated weight average. For further details see "Average Coil Weight Disclaimer".

UniWhite™ CNL 20010

Catalog number 18406 - (any of bellow 6 digits)

FLOW RATE (L/H)	DISTANCE BETWEEN DRIPPERS (M)													
	0.15	0.20	0.25	0.30	0.33	0.40	0.50	0.60	0.65	0.70	0.75	0.80	0.90	1.00
0.7														
1.0														
1.6														
2.3		000001												
3.5														
Bundled coil length (m)	300	300	300	300	300	300	300	300	300	300	300	300	300	300

Missing catalog numbers available upon request.

→ DRIPLINES TECHNICAL DATA

MODEL	INSIDE DIAMETER (MM)	WALL THICKNESS (MM)	OUTSIDE DIAMETER (MM)	MAX. WORKING PRESSURE (BAR)	MAXIMUM FLUSHING PRESSURE (BAR)	KD
20010	17.50	1.00	19.50	3.5	4.6	0.40

→ DRIPLINES PACKAGE DATA (ON BUNDLED COIL)

MODEL	WALL THICKNESS (MM)	COIL LENGTH (M)	DISTANCE BETWEEN DRIPPERS (M)	AVERAGE* COIL WEIGHT (KG)	COILS IN A 40 FEET CONTAINER (UNITS)	TOTAL IN A 40 FEET CONTAINER (M)
20010	1.00	300	0.15 to 1.00	17.4	330	99000

* Calculated weight average. For further details see "Average Coil Weight Disclaimer".

UniWhite™ CNL 20012

Catalog number 18407 - (any of bellow 6 digits)

FLOW RATE (L/H)	DISTANCE BETWEEN DRIPPERS (M)													
	0.15	0.20	0.25	0.30	0.33	0.40	0.50	0.60	0.65	0.70	0.75	0.80	0.90	1.00
0.7														
1.0														
1.6														
2.3														
3.5						000001								
Bundled coil length (m)	300	300	300	300	300	300	300	300	300	300	300	300	300	300

Missing catalog numbers available upon request.

→ DRIPLINES TECHNICAL DATA

MODEL	INSIDE DIAMETER (MM)	WALL THICKNESS (MM)	OUTSIDE DIAMETER (MM)	MAX. WORKING PRESSURE (BAR)	MAXIMUM FLUSHING PRESSURE (BAR)	KD
20012	17.50	1.20	19.90	4.0	5.2	0.40

→ DRIPLINES PACKAGE DATA (ON BUNDLED COIL)

MODEL	WALL THICKNESS (MM)	COIL LENGTH (M)	DISTANCE BETWEEN DRIPPERS (M)	AVERAGE* COIL WEIGHT (KG)	COILS IN A 40 FEET CONTAINER (UNITS)	TOTAL IN A 40 FEET CONTAINER (M)
20012	1.20	300	0.15 to 1.00	20.2	330	99000

* Calculated weight average. For further details see "Average Coil Weight Disclaimer".

UniWhite™ HCNL 16010

Catalog number 18408 - (any of bellow 6 digits)

FLOW RATE (L/H)	DISTANCE BETWEEN DRIPPERS (M)													
	0.15	0.20	0.25	0.30	0.33	0.40	0.50	0.60	0.65	0.70	0.75	0.80	0.90	1.00
0.85														
1.25														
2.00		000004											000003	
2.90														
4.40							000002	000005		000001				
Bundled coil length (m)	500	500	500	500	500	500	500	500	500	500	500	500	500	500

Missing catalog numbers available upon request.

→ DRIPLINES TECHNICAL DATA

MODEL	INSIDE DIAMETER (MM)	WALL THICKNESS (MM)	OUTSIDE DIAMETER (MM)	MAX. WORKING PRESSURE (BAR)	MAXIMUM FLUSHING PRESSURE (BAR)	KD
16010	14.20	1.00	16.20	3.5	4.6	1.30

→ DRIPLINES PACKAGE DATA (ON BUNDLED COIL)

MODEL	WALL THICKNESS (MM)	COIL LENGTH (M)	DISTANCE BETWEEN DRIPPERS (M)	AVERAGE* COIL WEIGHT (KG)	COILS IN A 40 FEET CONTAINER (UNITS)	TOTAL IN A 40 FEET CONTAINER (M)
16010	1.00	500	0.15 to 1.00	22.1	330	165000

* Calculated weight average. For further details see "Average Coil Weight Disclaimer".

UniWhite™ HCNL 16012

Catalog number 18409 - (any of bellow 6 digits)

FLOW RATE (L/H)	DISTANCE BETWEEN DRIPPERS (M)													
	0.15	0.20	0.25	0.30	0.33	0.40	0.50	0.60	0.65	0.70	0.75	0.80	0.90	1.00
0.85														
1.25														
2.00				000001			000005	000006		000004		000008	000009	
2.90							000017							
4.40														
Bundled coil length (m)	400	400	400	400	400	400	400	400	400	400	400	400	400	400

Missing catalog numbers available upon request.

→ DRIPLINES TECHNICAL DATA

MODEL	INSIDE DIAMETER (MM)	WALL THICKNESS (MM)	OUTSIDE DIAMETER (MM)	MAX. WORKING PRESSURE (BAR)	MAXIMUM FLUSHING PRESSURE (BAR)	KD
16012	14.20	1.20	16.60	4.0	5.2	1.30

→ DRIPLINES PACKAGE DATA (ON BUNDLED COIL)

MODEL	WALL THICKNESS (MM)	COIL LENGTH (M)	DISTANCE BETWEEN DRIPPERS (M)	AVERAGE* COIL WEIGHT (KG)	COILS IN A 40 FEET CONTAINER (UNITS)	TOTAL IN A 40 FEET CONTAINER (M)
16012	1.20	400	0.15 to 1.00	21.2	352	140800

* Calculated weight average. For further details see "Average Coil Weight Disclaimer".

UniWhite™ HCNL 17012

Catalog number 18410 - (any of bellow 6 digits)

FLOW RATE (L/H)	DISTANCE BETWEEN DRIPPERS (M)													
	0.15	0.20	0.25	0.30	0.33	0.40	0.50	0.60	0.65	0.70	0.75	0.80	0.90	1.00
0.85														
1.25														
2.00														
2.90														
4.40							000001			000002			000005	000004
Bundled coil length (m)	400	400	400	400	400	400	400	400	400	400	400	400	400	400

Missing catalog numbers available upon request.

→ DRIPLINES TECHNICAL DATA

MODEL	INSIDE DIAMETER (MM)	WALL THICKNESS (MM)	OUTSIDE DIAMETER (MM)	MAX. WORKING PRESSURE (BAR)	MAXIMUM FLUSHING PRESSURE (BAR)	KD
17012	14.60	1.20	17.00	4.0	5.2	1.10

→ DRIPLINES PACKAGE DATA (ON BUNDLED COIL)

MODEL	WALL THICKNESS (MM)	COIL LENGTH (M)	DISTANCE BETWEEN DRIPPERS (M)	AVERAGE* COIL WEIGHT (KG)	COILS IN A 40 FEET CONTAINER (UNITS)	TOTAL IN A 40 FEET CONTAINER (M)
17012	1.20	400	0.15 to 1.00	22.4	352	140800

* Calculated weight average. For further details see "Average Coil Weight Disclaimer".

UniWhite™ HCNL 20012

Catalog number 18411 - (any of bellow 6 digits)

FLOW RATE (L/H)	DISTANCE BETWEEN DRIPPERS (M)													
	0.15	0.20	0.25	0.30	0.33	0.40	0.50	0.60	0.65	0.70	0.75	0.80	0.90	1.00
0.85														
1.25														
2.00		000001					000002							
2.90														
4.40														
Bundled coil length (m)	300	300	300	300	300	300	300	300	300	300	300	300	300	300

Missing catalog numbers available upon request.

→ DRIPLINES TECHNICAL DATA

MODEL	INSIDE DIAMETER (MM)	WALL THICKNESS (MM)	OUTSIDE DIAMETER (MM)	MAX. WORKING PRESSURE (BAR)	MAXIMUM FLUSHING PRESSURE (BAR)	KD
20012	17.50	1.20	19.90	4.0	5.2	0.40

→ DRIPLINES PACKAGE DATA (ON BUNDLED COIL)

MODEL	WALL THICKNESS (MM)	COIL LENGTH (M)	DISTANCE BETWEEN DRIPPERS (M)	AVERAGE* COIL WEIGHT (KG)	COILS IN A 40 FEET CONTAINER (UNITS)	TOTAL IN A 40 FEET CONTAINER (M)
20012	1.20	300	0.15 to 1.00	20.2	330	99000

* Calculated weight average. For further details see "Average Coil Weight Disclaimer".

DripNet PC™ TWD & MWD

Compact integral pressure-compensated, continuously self-flushing mechanism dripper

→ 12125 - 12150 - 12200 - 12250 - 16125 - 16150 - 16200
16250 - 22135 - 22150 - 22250 - 25135 - 25150 - 25250



Pressure-compensated



Drainage mechanism



Self-flushing mechanism

/ Benefits & Features

- **Pressure-compensated** Precise and equal amounts of water delivered over a broad pressure range, ensuring 100% uniformity of water and nutrient distribution along the laterals.
- **Drainage mechanism** The dripper integrates a drainage mechanism that drains water from the pipe at the end of the irrigation cycle, to allow easier recoiling of the dripline at the end of the crop cycle.
- **Continuously self-flushing** Flushes debris, throughout operation, while ensuring constant dripper operation.
- **Wide filtration area** Makes DripNet PC™ highly resistant to clogging with poor quality water, thus increasing filtration efficiency.
- **TurboNet™** Labyrinth ensures wide water passages, to increase flushing efficiency. The water is drawn into the dripper from the stream center, preventing the entrance of sediments into the drippers.

/ Specifications

- ✓ Pressure-compensated range: 0.25/ 0.40/ 0.60-2.5/ 3.0/ 3.5 bar (according to flow rate model & driplines wall-thickness).
- ✓ Recommended filtration: depending on dripper flow rate. Filtration method selected based on the kind and concentration of dirt particles contained in the water. Wherever sand exceeding 2 ppm exists in the water, a Hydrocyclone shall be installed before the main filter. Where sand/silt/clay solids exceed 100 ppm, pre treatment shall be applied following Netafim expert instructions.
- ✓ TurboNet™ labyrinth with large water passage.
- ✓ Weldable into thin and medium wall driplines (0.31, 0.34, 0.38, 0.50, 0.63 mm).
- ✓ Injected dripper, very low CV with injected silicon diaphragm.
- ✓ High UV resistant. Resistant to standard nutrients used in agriculture.
- ✓ DripNet PC™ driplines meet ISO 9261 Standards with Israel Standard Institute (SII)-certified production.

→ DRIPPERS TECHNICAL DATA

FLOW RATE* (L/H)	WORKING PRESSURE RANGE (BAR)	WATER PASSAGES DIMENSIONS WIDTH-DEPTH-LENGTH (MM)	FILTRATION AREA (MM²)	CONSTANT K	EXPONENT* X	RECOMMENDED FILTRATION (MICRON)/(MESH)
0.4	0.25 - 2.5	0.46 x 0.52 x 26	29	0.4	0	130/120
0.6	0.25 - 2.5	0.52 x 0.60 x 22	39	0.6	0	130/120
1.0	0.40 - 3.0	0.61 x 0.60 x 8	39	1.0	0	130/120
1.6	0.40 - 3.0	0.76 x 0.73 x 8	39	1.6	0	200/80
2.0	0.40 - 3.5	0.84 x 0.80 x 8	39	2.0	0	200/80
3.0	0.40 - 3.5	1.02 x 0.88 x 8	39	3.0	0	200/80
3.8	0.60 - 3.5	1.02 x 0.88 x 8	39	3.8	0	200/80

* Within working pressure range

DripNet PC™ 12125

Catalog number 17200 - (any of below 6 digits)

FLOW RATE (L/H)	DISTANCE BETWEEN DRIPPERS (M)													
	0.15	0.20	0.25	0.30	0.35	0.40	0.50	0.60	0.65	0.70	0.75	0.80	0.90	1.00
0.4	000050	000070		000090										
0.6		001010		001390		001405	001450							
1.0	002850	003060		003220		003460		000001						
1.6				005242										
2.0							006500							
3.0														
3.8														
Carton coil length (m)	1000	1100	1100	1200	1200	1200	1200	1200	1200	1200	1200	1200	1200	1200

Missing catalog numbers available upon request.

→ DRIPLINES TECHNICAL DATA

MODEL	INSIDE DIAMETER (MM)	WALL THICKNESS (MM)	OUTSIDE DIAMETER (MM)	MAX. WORKING PRESSURE (BAR)	MAXIMUM FLUSHING PRESSURE (BAR)	KD
12125	11.80	0.31	12.42	2.5	2.9	1.35

→ DRIPLINES PACKAGE DATA (ON CARTON COIL)

MODEL	WALL THICKNESS (MM)	DISTANCE BETWEEN DRIPPERS (M)	COIL LENGTH (M)	AVERAGE* COIL WEIGHT (KG)	COILS PER PALLET (UNITS)	COILS IN A 40 FEET CONTAINER (UNITS)	TOTAL IN A 40 FEET CONTAINER (M)
12125	0.31	0.15 to 0.19	1000	17.5	12	480	480000
		0.20 to 0.25	1100	16.3			528000
		0.30 to 1.00	1200	15.6			576000

* Calculated weight average. For further details see "Average Coil Weight Disclaimer".

DripNet PC™ 12150

Catalog number 17220 - (any of below 6 digits)

FLOW RATE (L/H)	DISTANCE BETWEEN DRIPPERS (M)													
	0.15	0.20	0.25	0.30	0.35	0.40	0.50	0.60	0.65	0.70	0.75	0.80	0.90	1.00
0.4						000370	000390							
0.6				001190		001410	001450							
1.0		003095	003150	003225		003430	003470							
1.6				005210		005390	005530							
2.0						006440	006500							
3.0				007700										
3.8														
Carton coil length (m)	800	900	900	900	900	900	900	900	900	900	900	900	900	900

Missing catalog numbers available upon request.

→ DRIPLINES TECHNICAL DATA

MODEL	INSIDE DIAMETER (MM)	WALL THICKNESS (MM)	OUTSIDE DIAMETER (MM)	MAX. WORKING PRESSURE (BAR)	MAXIMUM FLUSHING PRESSURE (BAR)	KD
12150	11.80	0.38	12.56	3.0	3.5	1.35

→ DRIPLINES PACKAGE DATA (ON CARTON COIL)

MODEL	WALL THICKNESS (MM)	DISTANCE BETWEEN DRIPPERS (M)	COIL LENGTH (M)	AVERAGE* COIL WEIGHT (KG)	COILS PER PALLET (UNITS)	COILS IN A 40 FEET CONTAINER (UNITS)	TOTAL IN A 40 FEET CONTAINER (M)
12150	0.38	0.15 to 0.19	800	14.8	12	480	384000
		0.20 to 0.35	900	14.5			432000
		0.40 to 1.00	900	14.0			432000

* Calculated weight average. For further details see "Average Coil Weight Disclaimer".

DripNet PC™ 12200

Catalog number 17240 - (any of below 6 digits)

FLOW RATE (L/H)	DISTANCE BETWEEN DRIPPERS (M)													
	0.15	0.20	0.25	0.30	0.35	0.40	0.50	0.60	0.65	0.70	0.75	0.80	0.90	1.00
0.4														
0.6				001230		001430								
1.0				003240		003430								
1.6				005230		005385								
2.0	007010													
3.0														
3.8	008010													
Carton coil length (m)	750	850	850	850	850	850	850	850	850	850	850	850	850	850

Missing catalog numbers available upon request.

→ DRIPLINES TECHNICAL DATA

MODEL	INSIDE DIAMETER (MM)	WALL THICKNESS (MM)	OUTSIDE DIAMETER (MM)	MAX. WORKING PRESSURE (BAR)*	MAXIMUM FLUSHING PRESSURE (BAR)	KD
12200	11.80	0.50	12.80	3.0	3.9	1.35

*Maximum working pressure is defined by the dripper and not by the dripline wall thickness

→ DRIPLINES PACKAGE DATA (ON CARTON COIL)

MODEL	WALL THICKNESS (MM)	DISTANCE BETWEEN DRIPPERS (M)	COIL LENGTH (M)	AVERAGE* COIL WEIGHT (KG)	COILS PER PALLET (UNITS)	COILS IN A 40 FEET CONTAINER (UNITS)	TOTAL IN A 40 FEET CONTAINER (M)
12200	0.50	0.15 to 0.19	750	17.1	12	480	360000
		0.20 to 0.35	850	17.4			408000
		0.40 to 1.00	850	16.9			408000

* Calculated weight average. For further details see "Average Coil Weight Disclaimer".

DripNet PC™ 12250

Catalog number 17260 - (any of below 6 digits)

FLOW RATE (L/H)	DISTANCE BETWEEN DRIPPERS (M)													
	0.15	0.20	0.25	0.30	0.35	0.40	0.50	0.60	0.65	0.70	0.75	0.80	0.90	1.00
0.4														000002
0.6				001210		001450	001530	001630						
1.0		003030		003230		003450	003550	003630				003850		
1.6		005030		005320		005440	005510	005630		005750				006050
2.0	006200					006460		006770		006800				007050
3.0						008050	008150							008750
3.8	009810							010050				010450		
Carton coil length (m)	650	700	700	800	800	800	800	800	800	800	800	800	800	800

Missing catalog numbers available upon request.

→ DRIPLINES TECHNICAL DATA

MODEL	INSIDE DIAMETER (MM)	WALL THICKNESS (MM)	OUTSIDE DIAMETER (MM)	MAX. WORKING PRESSURE (BAR)*	MAXIMUM FLUSHING PRESSURE (BAR)	KD
12250	11.80	0.63	13.06	3.0	3.9	1.35

→ DRIPLINES PACKAGE DATA (ON CARTON COIL)

MODEL	WALL THICKNESS (MM)	DISTANCE BETWEEN DRIPPERS (M)	COIL LENGTH (M)	AVERAGE* COIL WEIGHT (KG)	COILS PER PALLET (UNITS)	COILS IN A 40 FEET CONTAINER (UNITS)	TOTAL IN A 40 FEET CONTAINER (M)
12250	0.63	0.15 to 0.19	650	19.5	12	480	312000
		0.20 to 0.25	700	20.4			336000
		0.30 to 1.00	800	19.1			384000

* Calculated weight average. For further details see "Average Coil Weight Disclaimer".

DripNet PC™ 16125

Catalog number 17600 - (any of below 6 digits)

FLOW RATE (L/H)	DISTANCE BETWEEN DRIPPERS (M)													
	0.15	0.20	0.25	0.30	0.35	0.40	0.50	0.60	0.65	0.70	0.75	0.80	0.90	1.00
0.4														
0.6		001935		008228		008305	008410	008480						
1.0	000001	009870		010055	010185	010260	010455	010705			010730			
1.6		011980		012085	012115	012260	012510	012560						
2.0				013910	013936	014010	014150							
3.0														
3.8														
Carton coil length (m)	1000	1150	1150	1150	1150	1300	1300	1300	1300	1300	1300	1300	1300	1300

Missing catalog numbers available upon request.

→ DRIPLINES TECHNICAL DATA

MODEL	INSIDE DIAMETER (MM)	WALL THICKNESS (MM)	OUTSIDE DIAMETER (MM)	MAX. WORKING PRESSURE (BAR)	MAXIMUM FLUSHING PRESSURE (BAR)	KD
16125	16.20	0.31	16.82	1.8	2.1	0.40

→ DRIPLINES PACKAGE DATA (ON CARTON COIL)

MODEL	WALL THICKNESS (MM)	DISTANCE BETWEEN DRIPPERS (M)	COIL LENGTH (M)	AVERAGE* COIL WEIGHT (KG)	COILS PER PALLET (UNITS)	COILS IN A 40 FEET CONTAINER (UNITS)	TOTAL IN A 40 FEET CONTAINER (M)
16125	0.31	0.15 to 0.19	1000	20.3	12	480	480000
		0.20 to 0.35	1150	21.3			552000
		0.40 to 1.00	1300	22.7			624000

* Calculated weight average. For further details see "Average Coil Weight Disclaimer".

DripNet PC™ 16150

Catalog number 17620 - (any of below 6 digits)

FLOW RATE (L/H)	DISTANCE BETWEEN DRIPPERS (M)													
	0.15	0.20	0.25	0.30	0.35	0.40	0.50	0.60	0.65	0.70	0.75	0.80	0.90	1.00
0.4				007290			007320							
0.6	007650	007795	007830	007895	007940	008010	008210	000002						
1.0		009890		010125	010060	010220	010340	010435		010450	010705	010717	010727	010737
1.6		012710		012860		013110	013330	013530	013546	013551	013600	013622	013854	013858
2.0		000003		013887	013896	000006	013960	013980			014110	014116	014121	014126
3.0						015110	015310	016160			016171	016181	016186	016191
3.8								018160						
Carton coil length (m)	950	1100	1100	1100	1100	1200	1200	1200	1200	1200	1200	1200	1200	1200

Missing catalog numbers available upon request.

→ DRIPLINES TECHNICAL DATA

MODEL	INSIDE DIAMETER (MM)	WALL THICKNESS (MM)	OUTSIDE DIAMETER (MM)	MAX. WORKING PRESSURE (BAR)	MAXIMUM FLUSHING PRESSURE (BAR)	KD
16150	16.20	0.38	16.96	2.2	2.5	0.40

→ DRIPLINES PACKAGE DATA (ON CARTON COIL)

MODEL	WALL THICKNESS (MM)	DISTANCE BETWEEN DRIPPERS (M)	COIL LENGTH (M)	AVERAGE* COIL WEIGHT (KG)	COILS PER PALLET (UNITS)	COILS IN A 40 FEET CONTAINER (UNITS)	TOTAL IN A 40 FEET CONTAINER (M)
16150	0.38	0.15 to 0.19	950	23.3	12	480	456000
		0.20 to 0.35	1100	24.2			528000
		0.40 to 1.00	1200	25.6			576000

* Calculated weight average. For further details see "Average Coil Weight Disclaimer".

DripNet PC™ 16200

Catalog number 17630 - (any of below 6 digits)

FLOW RATE (L/H)	DISTANCE BETWEEN DRIPPERS (M)													
	0.15	0.20	0.25	0.30	0.35	0.40	0.50	0.60	0.65	0.70	0.75	0.80	0.90	1.00
0.4		000150												
0.6	001600	001700		001900		001920	002100							
1.0		004090		004120	004200		004350							
1.6		005670				005750	005860							
2.0				007050		007070	007090							
3.0														
3.8														
Carton coil length (m)	750	800	800	800	800	850	850	850	850	850	850	850	850	850

Missing catalog numbers available upon request.

→ DRIPLINES TECHNICAL DATA

MODEL	INSIDE DIAMETER (MM)	WALL THICKNESS (MM)	OUTSIDE DIAMETER (MM)	MAX. WORKING PRESSURE (BAR)	MAXIMUM FLUSHING PRESSURE (BAR)	KD
16200	15.50	0.50	16.50	2.5	3.3	0.55

→ DRIPLINES PACKAGE DATA (ON CARTON COIL)

MODEL	WALL THICKNESS (MM)	DISTANCE BETWEEN DRIPPERS (M)	COIL LENGTH (M)	AVERAGE* COIL WEIGHT (KG)	COILS PER PALLET (UNITS)	COILS IN A 40 FEET CONTAINER (UNITS)	TOTAL IN A 40 FEET CONTAINER (M)
16200	0.50	0.15 to 0.19	750	19.9	12	480	360000
		0.20 to 0.35	800	19.6			384000
		0.40 to 1.00	850	19.1			408000

* Calculated weight average. For further details see "Average Coil Weight Disclaimer".

DripNet PC™ 16250

Catalog number 17640 - (any of below 6 digits)

FLOW RATE (L/H)	DISTANCE BETWEEN DRIPPERS (M)													
	0.15	0.20	0.25	0.30	0.35	0.40	0.50	0.60	0.65	0.70	0.75	0.80	0.90	1.00
0.4														
0.6				001360		001430	001500	002000		002100		002200		
1.0		003850	004020	004240	004260	004460	004640	004820	004870	005050	005080	005090	005150	005250
1.6	006550	006750	006850	007100	007140	007252	007355	007450	007550	007900	008055	008150	008200	008300
2.0		008570	008610	008617	008630	008700	008740	008790						009230
3.0		009900	010270	010300	010320	010400	010500	010650	010670	010740	010850	010900		012100
3.8		013275	013285	013295			013500	013600			013700	013702		013900
Carton coil length (m)	750	800	800	800	800	800	800	800	800	800	800	800	800	800

Missing catalog numbers available upon request.

→ DRIPLINES TECHNICAL DATA

MODEL	INSIDE DIAMETER (MM)	WALL THICKNESS (MM)	OUTSIDE DIAMETER (MM)	MAX. WORKING PRESSURE (BAR)	MAXIMUM FLUSHING PRESSURE (BAR)	KD
16250	15.50	0.63	16.76	2.8	3.6	0.55

→ DRIPLINES PACKAGE DATA (ON CARTON COIL)

MODEL	WALL THICKNESS (MM)	DISTANCE BETWEEN DRIPPERS (M)	COIL LENGTH (M)	AVERAGE* COIL WEIGHT (KG)	COILS PER PALLET (UNITS)	COILS IN A 40 FEET CONTAINER (UNITS)	TOTAL IN A 40 FEET CONTAINER (M)
16250	0.63	0.15 to 0.19	750	26.5	12	480	360000
		0.20 to 0.35	800	26.9			384000
		0.40 to 1.00	800	26.1			384000

* Calculated weight average. For further details see "Average Coil Weight Disclaimer".

DripNet PC™ 22135

Catalog number 17740 - (any of below 6 digits)

FLOW RATE (L/H)	DISTANCE BETWEEN DRIPPERS (M)													
	0.15	0.20	0.25	0.30	0.35	0.40	0.50	0.60	0.65	0.70	0.75	0.80	0.90	1.00
0.6				002160		008210	008420							
1.0				008600			008650							
1.6				010940		011010								
2.0											013020			
3.0														
3.8														
Carton coil length (m)	800	850	850	850	850	950	950	950	950	950	950	950	950	950

Missing catalog numbers available upon request.

→ DRIPLINES TECHNICAL DATA

MODEL	INSIDE DIAMETER (MM)	WALL THICKNESS (MM)	OUTSIDE DIAMETER (MM)	MAX. WORKING PRESSURE (BAR)	MAXIMUM FLUSHING PRESSURE (BAR)	KD
22135	22.20	0.34	22.88	1.5	1.7	0.18

→ DRIPLINES PACKAGE DATA (ON CARTON COIL)

MODEL	WALL THICKNESS (MM)	DISTANCE BETWEEN DRIPPERS (M)	COIL LENGTH (M)	AVERAGE* COIL WEIGHT (KG)	COILS PER PALLET (UNITS)	COILS IN A 40 FEET CONTAINER (UNITS)	TOTAL IN A 40 FEET CONTAINER (M)
22135	0.34	0.15 to 0.19	800	23.5	12	480	384000
		0.20 to 0.35	850	22.9			408000
		0.40 to 1.00	950	24.5			456000

* Calculated weight average. For further details see "Average Coil Weight Disclaimer".

DripNet PC™ 22150

Catalog number 17760 - (any of below 6 digits)

FLOW RATE (L/H)	DISTANCE BETWEEN DRIPPERS (M)													
	0.15	0.20	0.25	0.30	0.35	0.40	0.50	0.60	0.65	0.70	0.75	0.80	0.90	1.00
0.6				008290		001710								
1.0						010130	010150							
1.6		011900				012010								
2.0														
3.0							014500							
3.8														
Carton coil length (m)	700	800	800	800	800	850	850	850	850	850	850	850	850	850

Missing catalog numbers available upon request.

→ DRIPLINES TECHNICAL DATA

MODEL	INSIDE DIAMETER (MM)	WALL THICKNESS (MM)	OUTSIDE DIAMETER (MM)	MAX. WORKING PRESSURE (BAR)	MAXIMUM FLUSHING PRESSURE (BAR)	KD
22150	22.20	0.38	22.96	1.8	2.1	0.18

→ DRIPLINES PACKAGE DATA (ON CARTON COIL)

MODEL	WALL THICKNESS (MM)	DISTANCE BETWEEN DRIPPERS (M)	COIL LENGTH (M)	AVERAGE* COIL WEIGHT (KG)	COILS PER PALLET (UNITS)	COILS IN A 40 FEET CONTAINER (UNITS)	TOTAL IN A 40 FEET CONTAINER (M)
22150	0.38	0.15 to 0.19	700	22.6	12	480	336000
		0.20 to 0.35	800	23.8			384000
		0.40 to 1.00	850	24.4			408000

* Calculated weight average. For further details see "Average Coil Weight Disclaimer".

DripNet PC™ 22250

Catalog number 17780 - (any of below 6 digits)

FLOW RATE (L/H)	DISTANCE BETWEEN DRIPPERS (M)													
	0.15	0.20	0.25	0.30	0.35	0.40	0.50	0.60	0.65	0.70	0.75	0.80	0.90	1.00
0.6			001100	001240		001365	001600							
1.0				002600		002800	003000	003130						003750
1.6				004100		004300	004500	000001				004850		
2.0														
3.0							006500							
3.8														
Carton coil length (m)	450	500	500	500	500	500	500	500	500	500	500	500	500	500

Missing catalog numbers available upon request.

→ DRIPLINES TECHNICAL DATA

MODEL	INSIDE DIAMETER (MM)	WALL THICKNESS (MM)	OUTSIDE DIAMETER (MM)	MAX. WORKING PRESSURE (BAR)	MAXIMUM FLUSHING PRESSURE (BAR)	KD
22250	22.20	0.63	23.46	2.5	2.9	0.18

→ DRIPLINES PACKAGE DATA (ON CARTON COIL)

MODEL	WALL THICKNESS (MM)	DISTANCE BETWEEN DRIPPERS (M)	COIL LENGTH (M)	AVERAGE* COIL WEIGHT (KG)	COILS PER PALLET (UNITS)	COILS IN A 40 FEET CONTAINER (UNITS)	TOTAL IN A 40 FEET CONTAINER (M)
22250	0.63	0.15 to 0.19	450	26.6	12	480	216000
		0.20 to 0.35	500	28.0			240000
		0.40 to 1.00	500	27.4			240000

* Calculated weight average. For further details see "Average Coil Weight Disclaimer".

DripNet PC™ 25135

Catalog number 17810 - (any of below 6 digits)

FLOW RATE (L/H)	DISTANCE BETWEEN DRIPPERS (M)													
	0.15	0.20	0.25	0.30	0.35	0.40	0.50	0.60	0.65	0.70	0.75	0.80	0.90	1.00
0.6						001800	002000							
1.0						003800	004000							
1.6														
2.0														
3.0														
3.8														
Carton coil length (m)	650	800	800	800	800	800	800	800	800	800	800	800	800	800

Missing catalog numbers available upon request.

→ DRIPLINES TECHNICAL DATA

MODEL	INSIDE DIAMETER (MM)	WALL THICKNESS (MM)	OUTSIDE DIAMETER (MM)	MAX. WORKING PRESSURE (BAR)	MAXIMUM FLUSHING PRESSURE (BAR)	KD
25135	25.00	0.34	25.68	1.2	1.4	0.04

→ DRIPLINES PACKAGE DATA (ON CARTON COIL)

MODEL	WALL THICKNESS (MM)	DISTANCE BETWEEN DRIPPERS (M)	COIL LENGTH (M)	AVERAGE* COIL WEIGHT (KG)	COILS PER PALLET (UNITS)	COILS IN A 40 FEET CONTAINER (UNITS)	TOTAL IN A 40 FEET CONTAINER (M)
25135	0.34	0.15 to 0.19	650	19.3	12	480	312000
		0.20 to 0.35	800	20.0			384000
		0.40 to 1.00	800	20.9			384000

* Calculated weight average. For further details see "Average Coil Weight Disclaimer".

DripNet PC™ 25150

Catalog number 17820 - (any of below 6 digits)

FLOW RATE (L/H)	DISTANCE BETWEEN DRIPPERS (M)													
	0.15	0.20	0.25	0.30	0.35	0.40	0.50	0.60	0.65	0.70	0.75	0.80	0.90	1.00
0.6						001550	001750							
1.0														
1.6														
2.0														
3.0														
3.8														
Carton coil length (m)	550	700	700	700	700	700	700	700	700	700	700	700	700	700

Missing catalog numbers available upon request.

→ DRIPLINES TECHNICAL DATA

MODEL	INSIDE DIAMETER (MM)	WALL THICKNESS (MM)	OUTSIDE DIAMETER (MM)	MAX. WORKING PRESSURE (BAR)	MAXIMUM FLUSHING PRESSURE (BAR)	KD
25150	25.00	0.38	25.76	1.4	1.6	0.04

→ DRIPLINES PACKAGE DATA (ON CARTON COIL)

MODEL	WALL THICKNESS (MM)	DISTANCE BETWEEN DRIPPERS (M)	COIL LENGTH (M)	AVERAGE* COIL WEIGHT (KG)	COILS PER PALLET (UNITS)	COILS IN A 40 FEET CONTAINER (UNITS)	TOTAL IN A 40 FEET CONTAINER (M)
25150	0.38	0.15 to 0.19	550	19.4	12	480	264000
		0.20 to 0.35	700	20.0			336000
		0.40 to 1.00	700	22.2			336000

* Calculated weight average. For further details see "Average Coil Weight Disclaimer".

DripNet PC™ 25250

Catalog number 17840 - (any of below 6 digits)

FLOW RATE (L/H)	DISTANCE BETWEEN DRIPPERS (M)													
	0.15	0.20	0.25	0.30	0.35	0.40	0.50	0.60	0.65	0.70	0.75	0.80	0.90	1.00
0.6						001600								
1.0						002800	003000							
1.6						004800	005000							
2.0														
3.0														
3.8														
Carton coil length (m)	450	500	500	500	500	500	500	500	500	500	500	500	500	500

Missing catalog numbers available upon request.

→ DRIPLINES TECHNICAL DATA

MODEL	INSIDE DIAMETER (MM)	WALL THICKNESS (MM)	OUTSIDE DIAMETER (MM)	MAX. WORKING PRESSURE (BAR)	MAXIMUM FLUSHING PRESSURE (BAR)	KD
25250	25.00	0.63	26.26	2.0	2.3	0.04

→ DRIPLINES PACKAGE DATA (ON CARTON COIL)

MODEL	WALL THICKNESS (MM)	DISTANCE BETWEEN DRIPPERS (M)	COIL LENGTH (M)	AVERAGE* COIL WEIGHT (KG)	COILS PER PALLET (UNITS)	COILS IN A 40 FEET CONTAINER (UNITS)	TOTAL IN A 40 FEET CONTAINER (M)
25250	0.63	0.15 to 0.19	450	24.4	12	480	216000
		0.20 to 0.35	500	26.2			240000
		0.40 to 1.00	500	25.4			240000

* Calculated weight average. For further details see "Average Coil Weight Disclaimer".

DripNet PC™ AS TWD & MWD

Compact integral pressure-compensated, continuously self-flushing, anti-siphon mechanism dripper for semi permanent applications

→ 12125 - 12150 - 12200 - 12250 - 16125 - 16150 - 16200
16250 - 22135 - 22150 - 22250 - 25135 - 25150 - 25250



Pressure-compensated



Anti-Siphon mechanism



Self-flushing mechanism

/ Benefits & Features

- **Pressure-compensated** Precise and equal amounts of water delivered over a broad pressure range, ensuring 100% uniformity of water and nutrient distribution along the laterals.
- **Anti-Siphon mechanism** Prevents contaminants from being drawn into the dripper, making it ideal for sub surface applications.
- **Continuously self-flushing** Flushes debris, throughout operation, while ensuring constant dripper operation.
- **Wide filtration area** Makes DripNet PC™ highly resistant to clogging with poor quality water, thus increasing filtration efficiency.
- **TurboNet™** Labyrinth ensures wide water passages, to increase flushing efficiency. The water is drawn into the dripper from the stream center, preventing the entrance of sediments into the drippers.

/ Specifications

- ✓ Pressure-compensated range: 0.25/ 0.40/ 0.60-2.5/ 3.0/ 3.5 bar (according to flow rate model & driplines wall-thickness).
- ✓ Recommended filtration: depending on dripper flow rate. Filtration method selected based on the kind and concentration of dirt particles contained in the water. Wherever sand exceeding 2 ppm exists in the water, a Hydrocyclone shall be installed before the main filter. Where sand/silt/clay solids exceed 100 ppm, pre treatment shall be applied following Netafim expert instructions.
- ✓ TurboNet™ labyrinth with large water passage.
- ✓ Weldable into thin and medium wall driplines (0.31, 0.34, 0.38, 0.50, 0.63 mm).
- ✓ Injected dripper, very low CV with injected silicon diaphragm.
- ✓ High UV resistant. Resistant to standard nutrients used in agriculture.
- ✓ DripNet PC™ driplines meet ISO 9261 Standards with Israel Standard Institute (SII)-certified production.

→ DRIPPERS TECHNICAL DATA

FLOW RATE* (L/H)	WORKING PRESSURE RANGE (BAR)	WATER PASSAGES DIMENSIONS WIDTH-DEPTH-LENGTH (MM)	FILTRATION AREA (MM²)	CONSTANT K	EXPONENT* X	RECOMMENDED FILTRATION (MICRON)/(MESH)
0.6	0.25 - 2.5	0.52 x 0.60 x 22	42	0.6	0	130/120
1.0	0.40 - 3.0	0.61 x 0.60 x 8	42	1.0	0	130/120
1.6	0.40 - 3.0	0.76 x 0.73 x 8	42	1.6	0	200/80
2.0	0.40 - 3.5	0.84 x 0.80 x 8	42	2.0	0	200/80
3.0	0.40 - 3.5	1.02 x 0.88 x 8	42	3.0	0	200/80
3.8	0.60 - 3.5	1.02 x 0.88 x 8	42	3.8	0	200/80

* Within working pressure range

DripNet PC™ AS 12125

Catalog number 17210 - (any of below 6 digits)

FLOW RATE (L/H)	DISTANCE BETWEEN DRIPPERS (M)													
	0.15	0.20	0.25	0.30	0.35	0.40	0.50	0.60	0.65	0.70	0.75	0.80	0.90	1.00
0.6		001311		001370		001470								
1.0				002470		002570								
1.6				003470		003570								
2.0														
3.0														
3.8														
Carton coil length (m)	900	1000	1000	1000	1000	1000	1000	1000	1000	1000	1000	1000	1000	1000

Missing catalog numbers available upon request.

→ DRIPLINES TECHNICAL DATA

MODEL	INSIDE DIAMETER (MM)	WALL THICKNESS (MM)	OUTSIDE DIAMETER (MM)	MAX. WORKING PRESSURE (BAR)	MAXIMUM FLUSHING PRESSURE (BAR)	KD
12125	11.80	0.31	12.42	2.5	2.9	1.35

→ DRIPLINES PACKAGE DATA (ON CARTON COIL)

MODEL	WALL THICKNESS (MM)	DISTANCE BETWEEN DRIPPERS (M)	COIL LENGTH (M)	AVERAGE* COIL WEIGHT (KG)	COILS PER PALLET (UNITS)	COILS IN A 40 FEET CONTAINER (UNITS)	TOTAL IN A 40 FEET CONTAINER (M)
12125	0.31	0.15 to 0.19	900	14.3	12	480	432000
		0.20 to 0.35	1000	13.6			480000
		0.40 to 1.00	1000	13.0			480000

* Calculated weight average. For further details see "Average Coil Weight Disclaimer".

DripNet PC™ AS 12150

Catalog number 17225 - (any of below 6 digits)

FLOW RATE (L/H)	DISTANCE BETWEEN DRIPPERS (M)													
	0.15	0.20	0.25	0.30	0.35	0.40	0.50	0.60	0.65	0.70	0.75	0.80	0.90	1.00
0.6			001300	001370		001470	000001							
1.0				002470		002570								
1.6				003470		003570								
2.0						004610								
3.0														
3.8														
Carton coil length (m)	600	700	700	700	700	700	700	700	700	700	700	700	700	700

Missing catalog numbers available upon request.

→ DRIPLINES TECHNICAL DATA

MODEL	INSIDE DIAMETER (MM)	WALL THICKNESS (MM)	OUTSIDE DIAMETER (MM)	MAX. WORKING PRESSURE (BAR)	MAXIMUM FLUSHING PRESSURE (BAR)	KD
12150	11.80	0.38	12.56	3.0	3.5	1.35

→ DRIPLINES PACKAGE DATA (ON CARTON COIL)

MODEL	WALL THICKNESS (MM)	DISTANCE BETWEEN DRIPPERS (M)	COIL LENGTH (M)	AVERAGE* COIL WEIGHT (KG)	COILS PER PALLET (UNITS)	COILS IN A 40 FEET CONTAINER (UNITS)	TOTAL IN A 40 FEET CONTAINER (M)
12150	0.38	0.15 to 0.19	600	11.1	12	480	288000
		0.20 to 0.35	700	11.3			336000
		0.40 to 1.00	700	10.9			336000

* Calculated weight average. For further details see "Average Coil Weight Disclaimer".

DripNet PC™ AS 12200

Catalog number 17245 - (any of below 6 digits)

FLOW RATE (L/H)	DISTANCE BETWEEN DRIPPERS (M)													
	0.15	0.20	0.25	0.30	0.35	0.40	0.50	0.60	0.65	0.70	0.75	0.80	0.90	1.00
0.6				001370		001470								
1.0				002470		002570								
1.6				003470		003570								
2.0														
3.0														
3.8														
Carton coil length (m)	650	750	750	750	750	850	850	850	850	850	850	850	850	850

Missing catalog numbers available upon request.

→ DRIPLINES TECHNICAL DATA

MODEL	INSIDE DIAMETER (MM)	WALL THICKNESS (MM)	OUTSIDE DIAMETER (MM)	MAX. WORKING PRESSURE (BAR)*	MAXIMUM FLUSHING PRESSURE (BAR)	KD
12200	11.80	0.50	12.80	3.0	3.9	1.35

→ DRIPLINES PACKAGE DATA (ON CARTON COIL)

MODEL	WALL THICKNESS (MM)	DISTANCE BETWEEN DRIPPERS (M)	COIL LENGTH (M)	AVERAGE* COIL WEIGHT (KG)	COILS PER PALLET (UNITS)	COILS IN A 40 FEET CONTAINER (UNITS)	TOTAL IN A 40 FEET CONTAINER (M)
12200	0.50	0.15 to 0.19	650	14.9	12	480	312000
		0.20 to 0.35	750	15.4			360000
		0.40 to 1.00	850	17.4			408000

* Calculated weight average. For further details see "Average Coil Weight Disclaimer".

DripNet PC™ AS 12250

Catalog number 17270 - (any of below 6 digits)

FLOW RATE (L/H)	DISTANCE BETWEEN DRIPPERS (M)													
	0.15	0.20	0.25	0.30	0.35	0.40	0.50	0.60	0.65	0.70	0.75	0.80	0.90	1.00
0.6			001400	001520		001630								
1.0			002820	002920		003030								
1.6			000001	004100		004220	004350					005100		
2.0														
3.0														
3.8														
Carton coil length (m)	600	700	700	700	700	800	800	800	800	800	800	800	800	800

Missing catalog numbers available upon request.

→ DRIPLINES TECHNICAL DATA

MODEL	INSIDE DIAMETER (MM)	WALL THICKNESS (MM)	OUTSIDE DIAMETER (MM)	MAX. WORKING PRESSURE (BAR)*	MAXIMUM FLUSHING PRESSURE (BAR)	KD
12250	11.80	0.63	13.06	3.0	3.9	1.35

→ DRIPLINES PACKAGE DATA (ON CARTON COIL)

MODEL	WALL THICKNESS (MM)	DISTANCE BETWEEN DRIPPERS (M)	COIL LENGTH (M)	AVERAGE* COIL WEIGHT (KG)	COILS PER PALLET (UNITS)	COILS IN A 40 FEET CONTAINER (UNITS)	TOTAL IN A 40 FEET CONTAINER (M)
12250	0.63	0.15 to 0.19	600	16.7	12	480	288000
		0.20 to 0.35	700	17.8			336000
		0.40 to 1.00	800	19.9			384000

* Calculated weight average. For further details see "Average Coil Weight Disclaimer".

DripNet PC™ AS 16125

Catalog number 17610 - (any of below 6 digits)

FLOW RATE (L/H)	DISTANCE BETWEEN DRIPPERS (M)													
	0.15	0.20	0.25	0.30	0.35	0.40	0.50	0.60	0.65	0.70	0.75	0.80	0.90	1.00
0.6		000001		000470		000510								
1.0		001579		001671			001915							
1.6				003530		003620	003720							
2.0														
3.0														
3.8														
Carton coil length (m)	1000	1150	1150	1150	1150	1300	1300	1300	1300	1300	1300	1300	1300	1300

Missing catalog numbers available upon request.

→ DRIPLINES TECHNICAL DATA

MODEL	INSIDE DIAMETER (MM)	WALL THICKNESS (MM)	OUTSIDE DIAMETER (MM)	MAX. WORKING PRESSURE (BAR)	MAXIMUM FLUSHING PRESSURE (BAR)	KD
16125	16.20	0.31	16.82	1.8	2.1	0.40

→ DRIPLINES PACKAGE DATA (ON CARTON COIL)

MODEL	WALL THICKNESS (MM)	DISTANCE BETWEEN DRIPPERS (M)	COIL LENGTH (M)	AVERAGE* COIL WEIGHT (KG)	COILS PER PALLET (UNITS)	COILS IN A 40 FEET CONTAINER (UNITS)	TOTAL IN A 40 FEET CONTAINER (M)
16125	0.31	0.15 to 0.19	1000	20.3	12	480	480000
		0.20 to 0.35	1150	21.3			552000
		0.40 to 1.00	1300	22.7			624000

* Calculated weight average. For further details see "Average Coil Weight Disclaimer".

DripNet PC™ AS 16150

Catalog number 17615 - (any of below 6 digits)

FLOW RATE (L/H)	DISTANCE BETWEEN DRIPPERS (M)													
	0.15	0.20	0.25	0.30	0.35	0.40	0.50	0.60	0.65	0.70	0.75	0.80	0.90	1.00
0.6		000470	000495	000580		000634	000672	000697						
1.0	001370	001470	001482	001600	001580	001825	002015	002120	002210	002360		000003		
1.6	000017	004320		004380	004520	004645	004820	004920	005020		005120	005130		
2.0		007170		007360		007451	007625							
3.0						007460								
3.8														
Carton coil length (m)	900	1000	1000	1000	1000	1200	1200	1200	1200	1200	1200	1200	1200	1200

Missing catalog numbers available upon request.

→ DRIPLINES TECHNICAL DATA

MODEL	INSIDE DIAMETER (MM)	WALL THICKNESS (MM)	OUTSIDE DIAMETER (MM)	MAX. WORKING PRESSURE (BAR)	MAXIMUM FLUSHING PRESSURE (BAR)	KD
16150	16.20	0.38	16.96	2.2	2.5	0.40

→ DRIPLINES PACKAGE DATA (ON CARTON COIL)

MODEL	WALL THICKNESS (MM)	DISTANCE BETWEEN DRIPPERS (M)	COIL LENGTH (M)	AVERAGE* COIL WEIGHT (KG)	COILS PER PALLET (UNITS)	COILS IN A 40 FEET CONTAINER (UNITS)	TOTAL IN A 40 FEET CONTAINER (M)
16150	0.38	0.15 to 0.19	900	21.2	12	480	432000
		0.20 to 0.35	1000	21.1			480000
		0.40 to 1.00	1200	25.6			576000

* Calculated weight average. For further details see "Average Coil Weight Disclaimer".

DripNet PC™ AS 16200

Catalog number 17635 - (any of below 6 digits)

FLOW RATE (L/H)	DISTANCE BETWEEN DRIPPERS (M)													
	0.15	0.20	0.25	0.30	0.35	0.40	0.50	0.60	0.65	0.70	0.75	0.80	0.90	1.00
0.6		001110												
1.0				002400		002600								
1.6				000003		000002	000005	004550						
2.0							000004							
3.0														
3.8														
Carton coil length (m)	750	800	800	800	800	850	850	850	850	850	850	850	850	850

Missing catalog numbers available upon request.

→ DRIPLINES TECHNICAL DATA

MODEL	INSIDE DIAMETER (MM)	WALL THICKNESS (MM)	OUTSIDE DIAMETER (MM)	MAX. WORKING PRESSURE (BAR)	MAXIMUM FLUSHING PRESSURE (BAR)	KD
16200	15.50	0.50	16.50	2.5	3.3	0.55

→ DRIPLINES PACKAGE DATA (ON CARTON COIL)

MODEL	WALL THICKNESS (MM)	DISTANCE BETWEEN DRIPPERS (M)	COIL LENGTH (M)	AVERAGE* COIL WEIGHT (KG)	COILS PER PALLET (UNITS)	COILS IN A 40 FEET CONTAINER (UNITS)	TOTAL IN A 40 FEET CONTAINER (M)
16200	0.50	0.15 to 0.19	750	19.9	12	480	360000
		0.20 to 0.35	800	19.6			384000
		0.40 to 1.00	850	19.1			408000

* Calculated weight average. For further details see "Average Coil Weight Disclaimer".

DripNet PC™ AS 16250

Catalog number 17645 - (any of below 6 digits)

FLOW RATE (L/H)	DISTANCE BETWEEN DRIPPERS (M)													
	0.15	0.20	0.25	0.30	0.35	0.40	0.50	0.60	0.65	0.70	0.75	0.80	0.90	1.00
0.6				001300		001400	001500	001600	001605	001607				
1.0	002490	002535	002540	002600	002650	002800	003100	003200	003250	003280		003320		
1.6			000020	004400		004600	004800	005000	005100	005200	005300	005400	000005	
2.0	005990	000015		006050		006060	006100	006250	006260	006352	006365	000004		000003
3.0							007400	007600	007620	007642	007700			
3.8							000022	009000	009100					
Carton coil length (m)	700	800	800	800	800	800	800	800	800	800	800	800	800	800

Missing catalog numbers available upon request.

→ DRIPLINES TECHNICAL DATA

MODEL	INSIDE DIAMETER (MM)	WALL THICKNESS (MM)	OUTSIDE DIAMETER (MM)	MAX. WORKING PRESSURE (BAR)	MAXIMUM FLUSHING PRESSURE (BAR)	KD
16250	15.50	0.63	16.76	2.8	3.6	0.55

→ DRIPLINES PACKAGE DATA (ON CARTON COIL)

MODEL	WALL THICKNESS (MM)	DISTANCE BETWEEN DRIPPERS (M)	COIL LENGTH (M)	AVERAGE* COIL WEIGHT (KG)	COILS PER PALLET (UNITS)	COILS IN A 40 FEET CONTAINER (UNITS)	TOTAL IN A 40 FEET CONTAINER (M)
16250	0.63	0.15 to 0.19	700	26.5	12	480	336000
		0.20 to 0.35	800	26.9			384000
		0.40 to 1.00	800	26.1			384000

* Calculated weight average. For further details see "Average Coil Weight Disclaimer".

DripNet PC™ AS 22135

Catalog number 17745 - (any of below 6 digits)

FLOW RATE (L/H)	DISTANCE BETWEEN DRIPPERS (M)													
	0.15	0.20	0.25	0.30	0.35	0.40	0.50	0.60	0.65	0.70	0.75	0.80	0.90	1.00
0.6		001200		001310										
1.0						002550	002750	002850						
1.6						004650	004950							
2.0							006300							
3.0														
3.8														
Carton coil length (m)	750	800	800	800	800	950	950	950	950	950	950	950	950	950

Missing catalog numbers available upon request.

→ DRIPLINES TECHNICAL DATA

MODEL	INSIDE DIAMETER (MM)	WALL THICKNESS (MM)	OUTSIDE DIAMETER (MM)	MAX. WORKING PRESSURE (BAR)	MAXIMUM FLUSHING PRESSURE (BAR)	KD
22135	22.20	0.34	22.88	1.5	1.7	0.18

→ DRIPLINES PACKAGE DATA (ON CARTON COIL)

MODEL	WALL THICKNESS (MM)	DISTANCE BETWEEN DRIPPERS (M)	COIL LENGTH (M)	AVERAGE* COIL WEIGHT (KG)	COILS PER PALLET (UNITS)	COILS IN A 40 FEET CONTAINER (UNITS)	TOTAL IN A 40 FEET CONTAINER (M)
22135	0.34	0.15 to 0.19	750	22.1	12	480	360000
		0.20 to 0.35	800	21.6			384000
		0.40 to 1.00	950	24.5			456000

* Calculated weight average. For further details see "Average Coil Weight Disclaimer".

DripNet PC™ AS 22150

Catalog number 17770 - (any of below 6 digits)

FLOW RATE (L/H)	DISTANCE BETWEEN DRIPPERS (M)													
	0.15	0.20	0.25	0.30	0.35	0.40	0.50	0.60	0.65	0.70	0.75	0.80	0.90	1.00
0.6		001470	001600			001850	002050	002070						
1.0		003740			003755	003850	004020	004150						
1.6				004950		005070	005170	005250						
2.0							006170							
3.0														
3.8														
Carton coil length (m)	650	750	750	750	750	850	850	850	850	850	850	850	850	850

Missing catalog numbers available upon request.

→ DRIPLINES TECHNICAL DATA

MODEL	INSIDE DIAMETER (MM)	WALL THICKNESS (MM)	OUTSIDE DIAMETER (MM)	MAX. WORKING PRESSURE (BAR)	MAXIMUM FLUSHING PRESSURE (BAR)	KD
22150	22.20	0.38	22.96	1.8	2.1	0.18

→ DRIPLINES PACKAGE DATA (ON CARTON COIL)

MODEL	WALL THICKNESS (MM)	DISTANCE BETWEEN DRIPPERS (M)	COIL LENGTH (M)	AVERAGE* COIL WEIGHT (KG)	COILS PER PALLET (UNITS)	COILS IN A 40 FEET CONTAINER (UNITS)	TOTAL IN A 40 FEET CONTAINER (M)
22150	0.38	0.15 to 0.19	650	21.1	12	480	312000
		0.20 to 0.35	750	22.4			360000
		0.40 to 1.00	850	24.4			408000

* Calculated weight average. For further details see "Average Coil Weight Disclaimer".

DripNet PC™ AS 22250

Catalog number 17790 - (any of below 6 digits)

FLOW RATE (L/H)	DISTANCE BETWEEN DRIPPERS (M)													
	0.15	0.20	0.25	0.30	0.35	0.40	0.50	0.60	0.65	0.70	0.75	0.80	0.90	1.00
0.6				001700		001800	002000							
1.0		000015		003650		003800	004000	004040						
1.6			000017	004870		004950	005050	000004	000016	000005	000006			
2.0						005950	006050	000007	000014	000008	000009			
3.0							000010	000011	000012	000013				
3.8														
Carton coil length (m)	450	500	500	500	500	500	500	500	500	500	500	500	500	500

Missing catalog numbers available upon request.

→ DRIPLINES TECHNICAL DATA

MODEL	INSIDE DIAMETER (MM)	WALL THICKNESS (MM)	OUTSIDE DIAMETER (MM)	MAX. WORKING PRESSURE (BAR)	MAXIMUM FLUSHING PRESSURE (BAR)	KD
22250	22.20	0.63	23.46	2.5	2.9	0.18

→ DRIPLINES PACKAGE DATA (ON CARTON COIL)

MODEL	WALL THICKNESS (MM)	DISTANCE BETWEEN DRIPPERS (M)	COIL LENGTH (M)	AVERAGE* COIL WEIGHT (KG)	COILS PER PALLET (UNITS)	COILS IN A 40 FEET CONTAINER (UNITS)	TOTAL IN A 40 FEET CONTAINER (M)
22250	0.63	0.15 to 0.19	450	26.6	12	480	216000
		0.20 to 0.35	500	28.0			240000
		0.40 to 1.00	500	27.4			240000

* Calculated weight average. For further details see "Average Coil Weight Disclaimer".

DripNet PC™ AS 25135

Catalog number 17815 - (any of below 6 digits)

FLOW RATE (L/H)	DISTANCE BETWEEN DRIPPERS (M)													
	0.15	0.20	0.25	0.30	0.35	0.40	0.50	0.60	0.65	0.70	0.75	0.80	0.90	1.00
0.6				001500		001600								
1.0						002600								
1.6														
2.0														
3.0														
3.8														
Carton coil length (m)	550	700	700	700	700	700	700	700	700	700	700	700	700	700

Missing catalog numbers available upon request.

→ DRIPLINES TECHNICAL DATA

MODEL	INSIDE DIAMETER (MM)	WALL THICKNESS (MM)	OUTSIDE DIAMETER (MM)	MAX. WORKING PRESSURE (BAR)	MAXIMUM FLUSHING PRESSURE (BAR)	KD
25135	25.00	0.34	25.68	1.2	1.4	0.04

→ DRIPLINES PACKAGE DATA (ON CARTON COIL)

MODEL	WALL THICKNESS (MM)	DISTANCE BETWEEN DRIPPERS (M)	COIL LENGTH (M)	AVERAGE* COIL WEIGHT (KG)	COILS PER PALLET (UNITS)	COILS IN A 40 FEET CONTAINER (UNITS)	TOTAL IN A 40 FEET CONTAINER (M)
25135	0.34	0.15 to 0.19	550	16.7	12	480	264000
		0.20 to 0.35	700	19.6			336000
		0.40 to 1.00	700	19.2			336000

* Calculated weight average. For further details see "Average Coil Weight Disclaimer".

DripNet PC™ AS 25150

Catalog number 17819 - (any of below 6 digits)

FLOW RATE (L/H)	DISTANCE BETWEEN DRIPPERS (M)													
	0.15	0.20	0.25	0.30	0.35	0.40	0.50	0.60	0.65	0.70	0.75	0.80	0.90	1.00
0.6														
1.0														
1.6														
2.0														
3.0														
3.8														
Carton coil length (m)	450	600	600	600	600	600	600	600	600	600	600	600	600	600

Missing catalog numbers available upon request.

→ DRIPLINES TECHNICAL DATA

MODEL	INSIDE DIAMETER (MM)	WALL THICKNESS (MM)	OUTSIDE DIAMETER (MM)	MAX. WORKING PRESSURE (BAR)	MAXIMUM FLUSHING PRESSURE (BAR)	KD
25150	25.00	0.38	25.76	1.4	1.6	0.04

→ DRIPLINES PACKAGE DATA (ON CARTON COIL)

MODEL	WALL THICKNESS (MM)	DISTANCE BETWEEN DRIPPERS (M)	COIL LENGTH (M)	AVERAGE* COIL WEIGHT (KG)	COILS PER PALLET (UNITS)	COILS IN A 40 FEET CONTAINER (UNITS)	TOTAL IN A 40 FEET CONTAINER (M)
25150	0.38	0.15 to 0.19	450	15.0	12	480	216000
		0.20 to 0.35	600	18.7			288000
		0.40 to 1.00	600	18.3			288000

* Calculated weight average. For further details see "Average Coil Weight Disclaimer".

DripNet PC™ AS 25250

Catalog number 17850 - (any of below 6 digits)

FLOW RATE (L/H)	DISTANCE BETWEEN DRIPPERS (M)													
	0.15	0.20	0.25	0.30	0.35	0.40	0.50	0.60	0.65	0.70	0.75	0.80	0.90	1.00
0.6								001800						
1.0				002500		002700	002850							
1.6														
2.0														
3.0														
3.8														
Carton coil length (m)	450	500	500	500	500	500	500	500	500	500	500	500	500	500

Missing catalog numbers available upon request.

→ DRIPLINES TECHNICAL DATA

MODEL	INSIDE DIAMETER (MM)	WALL THICKNESS (MM)	OUTSIDE DIAMETER (MM)	MAX. WORKING PRESSURE (BAR)	MAXIMUM FLUSHING PRESSURE (BAR)	KD
25250	25.00	0.63	26.26	2.0	2.3	0.04

→ DRIPLINES PACKAGE DATA (ON CARTON COIL)

MODEL	WALL THICKNESS (MM)	DISTANCE BETWEEN DRIPPERS (M)	COIL LENGTH (M)	AVERAGE* COIL WEIGHT (KG)	COILS PER PALLET (UNITS)	COILS IN A 40 FEET CONTAINER (UNITS)	TOTAL IN A 40 FEET CONTAINER (M)
25250	0.63	0.15 to 0.19	450	20.9	12	480	216000
		0.20 to 0.35	500	25.0			240000
		0.40 to 1.00	500	24.7			240000

* Calculated weight average. For further details see "Average Coil Weight Disclaimer".

DripNet PC™ HWD

Compact integral pressure-compensated, continuously self-flushing mechanism dripper for permanent applications

→ 12009 - 12010 - 16009 - 16010 - 16012 - 20010
20012 - 23009



Pressure-compensated



Drainage mechanism



Self-flushing mechanism

/ Benefits & Features

- **Pressure-compensated** Precise and equal amounts of water delivered over a broad pressure range, ensuring 100% uniformity of water and nutrient distribution along the laterals.
- **Drainage mechanism** The dripper integrates a drainage mechanism that drains water from the pipe at the end of the irrigation cycle, to allow easier recoiling of the dripline at the end of the crop cycle.
- **Continuously self-flushing** Flushes debris, throughout operation, while ensuring constant dripper operation.
- **Wide filtration area** Makes DripNet PC™ highly resistant to clogging with poor quality water, thus increasing filtration efficiency.
- **TurboNet™** Labyrinth ensures wide water passages, to increase flushing efficiency. The water is drawn into the dripper from the stream center, preventing the entrance of sediments into the drippers.

/ Specifications

- ✓ Pressure-compensated range: 0.25/ 0.40/ 0.60-2.5/ 3.0/ 3.5 bar (according to flow rate model & driplines wall-thickness).
- ✓ Recommended filtration: depending on dripper flow rate. Filtration method selected based on the kind and concentration of dirt particles contained in the water. Wherever sand exceeding 2 ppm exists in the water, a Hydrocyclone shall be installed before the main filter. Where sand/silt/clay solids exceed 100 ppm, pre treatment shall be applied following Netafim expert instructions.
- ✓ TurboNet™ labyrinth with large water passage.
- ✓ Weldable into thick wall driplines (0.90, 1.00, 1.20 mm).
- ✓ Injected dripper, very low CV with injected silicon diaphragm.
- ✓ High UV resistant. Resistant to standard nutrients used in agriculture.
- ✓ DripNet PC™ driplines meet ISO 9261 Standards with Israel Standard Institute (SII)-certified production.

→ DRIPPERS TECHNICAL DATA

FLOW RATE* (L/H)	WORKING PRESSURE RANGE (BAR)	WATER PASSAGES DIMENSIONS WIDTH-DEPTH-LENGTH (MM)	FILTRATION AREA (MM²)	CONSTANT K	EXPONENT* X	RECOMMENDED FILTRATION (MICRON)/(MESH)
0.4	0.25 - 2.5	0.46 x 0.52 x 26	29	0.4	0	130/120
0.6	0.25 - 2.5	0.52 x 0.60 x 22	39	0.6	0	130/120
1.0	0.40 - 3.0	0.61 x 0.60 x 8	39	1.0	0	130/120
1.6	0.40 - 3.0	0.76 x 0.73 x 8	39	1.6	0	200/80
2.0	0.40 - 3.5	0.84 x 0.80 x 8	39	2.0	0	200/80
3.0	0.40 - 3.5	1.02 x 0.88 x 8	39	3.0	0	200/80
3.8	0.60 - 3.5	1.02 x 0.88 x 8	39	3.8	0	200/80

* Within working pressure range

DripNet PC™ 12009

Catalog number 17171 - (any of below 6 digits)

FLOW RATE (L/H)	DISTANCE BETWEEN DRIPPERS (M)													
	0.15	0.20	0.25	0.30	0.33	0.40	0.50	0.60	0.65	0.70	0.75	0.80	0.90	1.00
0.4														
0.6														
1.0		000100												
1.6				000200										
2.0														
3.0														
3.8														
Bundled coil length (m)	500	500	500	500	500	500	500	500	500	500	500	500	500	500

Missing catalog numbers available upon request.

→ DRIPLINES TECHNICAL DATA

MODEL	INSIDE DIAMETER (MM)	WALL THICKNESS (MM)	OUTSIDE DIAMETER (MM)	MAX. WORKING PRESSURE (BAR)	MAXIMUM FLUSHING PRESSURE (BAR)	KD
12009	10.60	0.90	12.40	2.5/3.0/3.5*	3.9	2.85

*The maximum working pressure is defined by the dripper or by the dripline wall thickness

→ DRIPLINES PACKAGE DATA (ON BUNDLED COIL)

MODEL	WALL THICKNESS (MM)	DISTANCE BETWEEN DRIPPERS (M)	COIL LENGTH (M)	AVERAGE* COIL WEIGHT (KG)	COILS IN A 40 FEET CONTAINER (UNITS)	TOTAL IN A 40 FEET CONTAINER (M)
12009	0.90	0.15 to 1.00	500	168.5	384	192000

* Calculated weight average. For further details see "Average Coil Weight Disclaimer".

DripNet PC™ 12010

Catalog number 17173 - (any of below 6 digits)

FLOW RATE (L/H)	DISTANCE BETWEEN DRIPPERS (M)													
	0.15	0.20	0.25	0.30	0.33	0.40	0.50	0.60	0.65	0.70	0.75	0.80	0.90	1.00
0.4														
0.6														
1.0		000100												
1.6				000200										
2.0														
3.0														
3.8														
Bundled coil length (m)	500	500	500	500	500	500	500	500	500	500	500	500	500	500

Missing catalog numbers available upon request.

→ DRIPLINES TECHNICAL DATA

MODEL	INSIDE DIAMETER (MM)	WALL THICKNESS (MM)	OUTSIDE DIAMETER (MM)	MAX. WORKING PRESSURE (BAR)	MAXIMUM FLUSHING PRESSURE (BAR)	KD
12010	10.60	1.00	12.60	2.5/3.0/3.5*	4.6	2.85

*The maximum working pressure is defined by the dripper or by the dripline wall thickness

→ DRIPLINES PACKAGE DATA (ON BUNDLED COIL)

MODEL	WALL THICKNESS (MM)	DISTANCE BETWEEN DRIPPERS (M)	COIL LENGTH (M)	AVERAGE* COIL WEIGHT (KG)	COILS IN A 40 FEET CONTAINER (UNITS)	TOTAL IN A 40 FEET CONTAINER (M)
12010	1.00	0.15 to 1.00	500	18.3	384	192000

* Calculated weight average. For further details see "Average Coil Weight Disclaimer".

DripNet PC™ 16009

Catalog number 17650 - (any of below 6 digits)

FLOW RATE (L/H)	DISTANCE BETWEEN DRIPPERS (M)													
	0.15	0.20	0.25	0.30	0.33	0.40	0.50	0.60	0.65	0.70	0.75	0.80	0.90	1.00
0.4		000100												
0.6		002325		002340		002890	003210	003300					003500	
1.0	000014	004160	004250	004560	004580	004760	004920	005155			005450	005650	005800	006010
1.6		006250	006470	006660		006860	007060	007230	007239	007250	007550	007760	007950	008130
2.0		008350	008360	008401	008405	008470	008510	008610	008650	008700	008800	008910	000015	009100
3.0				010050		010260	010460	010650	010750	011050	011400	011550	011750	012000
3.8				013100		013300	013500	013600	013650	013700	013800	013900	013970	014100
Bundled coil length (m)	500	500	500	500	500	500	500	500	500	500	500	500	500	500

Missing catalog numbers available upon request.

→ DRIPLINES TECHNICAL DATA

MODEL	INSIDE DIAMETER (MM)	WALL THICKNESS (MM)	OUTSIDE DIAMETER (MM)	MAX. WORKING PRESSURE (BAR)	MAXIMUM FLUSHING PRESSURE (BAR)	KD
16009	14.20	0.90	16.00	2.5/3.0/3.5*	3.9	0.72

*The maximum working pressure is defined by the dripper or by the dripline wall thickness

→ DRIPLINES PACKAGE DATA (ON BUNDLED COIL)

MODEL	WALL THICKNESS (MM)	DISTANCE BETWEEN DRIPPERS (M)	COIL LENGTH (M)	AVERAGE* COIL WEIGHT (KG)	COILS IN A 40 FEET CONTAINER (UNITS)	TOTAL IN A 40 FEET CONTAINER (M)
16009	0.90	0.15 to 1.00	500	18.5	330	165000

* Calculated weight average. For further details see "Average Coil Weight Disclaimer".

DripNet PC™ 16010

Catalog number 17665 - (any of below 6 digits)

FLOW RATE (L/H)	DISTANCE BETWEEN DRIPPERS (M)													
	0.15	0.20	0.25	0.30	0.33	0.40	0.50	0.60	0.65	0.70	0.75	0.80	0.90	1.00
0.4								000014			000020			000019
0.6	000250	000370	000390	000547	000600	000620	000700	000750		000790	000800	000900		000950
1.0	001060	001160	001450	001625	000005	001820	001875	002060	002125	002160	002200	002600	002800	003050
1.6	005820	006025	006075	006270	006280	006470	006620	006860	006890	007000	007210	007460	007550	007830
2.0		008430	008460	008530	005833	008550	008600	009592	009587	008570	009594	009595	009596	009597
3.0		009620	009635	009685	009690	009790	009940	010120	010160	010250	010530	010720	010800	011120
3.8		012300	012350	012400	000016	012560	012600	012700	012735	012750	012800	012830	012860	013000
Bundled coil length (m)	500	500	500	500	500	500	500	500	500	500	500	500	500	500

Missing catalog numbers available upon request.

→ DRIPLINES TECHNICAL DATA

MODEL	INSIDE DIAMETER (MM)	WALL THICKNESS (MM)	OUTSIDE DIAMETER (MM)	MAX. WORKING PRESSURE (BAR)	MAXIMUM FLUSHING PRESSURE (BAR)	KD
16010	14.20	1.00	16.20	2.5/3.0/3.5*	4.6	0.72

*The maximum working pressure is defined by the dripper or by the dripline wall thickness

→ DRIPLINES PACKAGE DATA (ON BUNDLED COIL)

MODEL	WALL THICKNESS (MM)	DISTANCE BETWEEN DRIPPERS (M)	COIL LENGTH (M)	AVERAGE* COIL WEIGHT (KG)	COILS IN A 40 FEET CONTAINER (UNITS)	TOTAL IN A 40 FEET CONTAINER (M)
16010	1.00	0.15 to 1.00	500	20.4	330	165000

* Calculated weight average. For further details see "Average Coil Weight Disclaimer".

DripNet PC™ 16012

Catalog number 17668 - (any of below 6 digits)

FLOW RATE (L/H)	DISTANCE BETWEEN DRIPPERS (M)													
	0.15	0.20	0.25	0.30	0.33	0.40	0.50	0.60	0.65	0.70	0.75	0.80	0.90	1.00
0.4								000005						
0.6						001400								
1.0		002400	002500	002600		000007	002630							000010
1.6		003720			003755	003760	004000	004100						
2.0		005700		005710		005900	006000	006100			006300			006600
3.0								008100						008500
3.8		000001		008900		000002	009000	009100			009300			009600
Bundled coil length (m)	400	400	400	400	400	400	400	400	400	400	400	400	400	400

Missing catalog numbers available upon request.

→ DRIPLINES TECHNICAL DATA

MODEL	INSIDE DIAMETER (MM)	WALL THICKNESS (MM)	OUTSIDE DIAMETER (MM)	MAX. WORKING PRESSURE (BAR)	MAXIMUM FLUSHING PRESSURE (BAR)	KD
16012	14.20	1.20	16.60	2.5/3.0/3.5*	5.2	0.72

* The maximum working pressure is defined by the dripper not by the dripline wall thickness

→ DRIPLINES PACKAGE DATA (ON BUNDLED COIL)

MODEL	WALL THICKNESS (MM)	DISTANCE BETWEEN DRIPPERS (M)	COIL LENGTH (M)	AVERAGE* COIL WEIGHT (KG)	COILS IN A 40 FEET CONTAINER (UNITS)	TOTAL IN A 40 FEET CONTAINER (M)
16012	1.20	0.15 to 1.00	400	22.4	352	140800

* Calculated weight average. For further details see "Average Coil Weight Disclaimer".

DripNet PC™ 20010

Catalog number 17690 - (any of below 6 digits)

FLOW RATE (L/H)	DISTANCE BETWEEN DRIPPERS (M)													
	0.15	0.20	0.25	0.30	0.33	0.40	0.50	0.60	0.65	0.70	0.75	0.80	0.90	1.00
0.4				000100										
0.6		001000		001100	001150		001380							001800
1.0		001930	001950	002120	002210	002320	002500	002650			002830	002900	003030	003130
1.6		003650		003920	003925	004050	004320	004520			004700	004920	004950	005000
2.0		005200	005220	005230	005280	005330	005400	005490	005494	005495	005497	005620	005650	005700
3.0		005780	005800	005900	005950	006100	006250	006620	006680		006800	007050	008050	009050
3.8		011850	011900	011970	012100	012200	012300	012400	012410	012760	012850	012970	013100	013450
Bundled coil length (m)	300	300	300	300	300	300	300	300	300	300	300	300	300	300

Missing catalog numbers available upon request.

→ DRIPLINES TECHNICAL DATA

MODEL	INSIDE DIAMETER (MM)	WALL THICKNESS (MM)	OUTSIDE DIAMETER (MM)	MAX. WORKING PRESSURE (BAR)	MAXIMUM FLUSHING PRESSURE (BAR)	KD
20010	17.50	1.00	19.50	2.5/3.0/3.5*	4.6	0.25

*The maximum working pressure is defined by the dripper or by the dripline wall thickness

→ DRIPLINES PACKAGE DATA (ON BUNDLED COIL)

MODEL	WALL THICKNESS (MM)	DISTANCE BETWEEN DRIPPERS (M)	COIL LENGTH (M)	AVERAGE* COIL WEIGHT (KG)	COILS IN A 40 FEET CONTAINER (UNITS)	TOTAL IN A 40 FEET CONTAINER (M)
20010	1.00	0.15 to 1.00	300	16.8	330	99000

* Calculated weight average. For further details see "Average Coil Weight Disclaimer".

DripNet PC™ 20012

Catalog number 17725 - (any of below 6 digits)

FLOW RATE (L/H)	DISTANCE BETWEEN DRIPPERS (M)													
	0.15	0.20	0.25	0.30	0.33	0.40	0.50	0.60	0.65	0.70	0.75	0.80	0.90	1.00
0.4														
0.6		001000	001120											
1.0		001990	002050	002150		002220	002240							
1.6		003690		003700		003900	004000	004060			000004			000001
2.0			000007	005300		005400	005500	005550			000006	005570		005600
3.0		000008					007490							007900
3.8			000010	000009		000003	009000	009100			009300	009400		009600
Bundled coil length (m)	300	300	300	300	300	300	300	300	300	300	300	300	300	300

Missing catalog numbers available upon request.

→ DRIPLINES TECHNICAL DATA

MODEL	INSIDE DIAMETER (MM)	WALL THICKNESS (MM)	OUTSIDE DIAMETER (MM)	MAX. WORKING PRESSURE (BAR)	MAXIMUM FLUSHING PRESSURE (BAR)	KD
20012	17.50	1.20	19.90	2.5/3.0/3.5*	5.2	0.25

* The maximum working pressure is defined by the dripper not by the dripline wall thickness

→ DRIPLINES PACKAGE DATA (ON BUNDLED COIL)

MODEL	WALL THICKNESS (MM)	DISTANCE BETWEEN DRIPPERS (M)	COIL LENGTH (M)	AVERAGE* COIL WEIGHT (KG)	COILS IN A 40 FEET CONTAINER (UNITS)	TOTAL IN A 40 FEET CONTAINER (M)
20012	1.20	0.15 to 1.00	300	20.3	330	99000

* Calculated weight average. For further details see "Average Coil Weight Disclaimer".

DripNet PC™ 23009

Catalog number 17700 - (any of below 6 digits)

FLOW RATE (L/H)	DISTANCE BETWEEN DRIPPERS (M)													
	0.15	0.20	0.25	0.30	0.33	0.40	0.50	0.60	0.65	0.70	0.75	0.80	0.90	1.00
0.4														
0.6				001150			001450	001550			001750			001950
1.0				002900			003450							
1.6				004950				005750						
2.0						007010	007030							
3.0				007400				007700						008500
3.8														
Carton coil length (m)	350	350	350	400	400	400	400	400	400	400	400	400	400	400

Missing catalog numbers available upon request.

→ DRIPLINES TECHNICAL DATA

MODEL	INSIDE DIAMETER (MM)	WALL THICKNESS (MM)	OUTSIDE DIAMETER (MM)	MAX. WORKING PRESSURE (BAR)	MAXIMUM FLUSHING PRESSURE (BAR)	KD
23009	20.80	0.90	22.60	2.5/3.0*	3.5	0.20

*The maximum working pressure is defined by the dripper or by the dripline wall thickness

→ DRIPLINES PACKAGE DATA (ON CARTON COIL)

MODEL	WALL THICKNESS (MM)	DISTANCE BETWEEN DRIPPERS (M)	COIL LENGTH (M)	AVERAGE* COIL WEIGHT (KG)	COILS IN A 40 FEET CONTAINER (UNITS)	TOTAL IN A 40 FEET CONTAINER (M)
23009	0.90	0.15 to 0.25	350	22.5	480	168000
		0.30 to 1.00	400	25.0		192000

* Calculated weight average. For further details see "Average Coil Weight Disclaimer".



DripNet PC™ AS HWD

Compact integral pressure-compensated, continuously self-flushing, anti-siphon mechanism dripper

→ 12009 - 12010 - 16009 - 16010 - 16012 - 20010
20012 - 23009



Pressure-compensated



Anti-Siphon mechanism



Self-flushing mechanism

Benefits & Features

- **Pressure-compensated** Precise and equal amounts of water delivered over a broad pressure range, ensuring 100% uniformity of water and nutrient distribution along the laterals.
- **Anti-Siphon mechanism** Prevents contaminants from being drawn into the dripper, making it ideal for sub surface applications.
- **Continuously self-flushing** Flushes debris, throughout operation, while ensuring constant dripper operation.
- **Wide filtration area** Makes DripNet PC™ highly resistant to clogging with poor quality water, thus increasing filtration efficiency.
- **TurboNet™** Labyrinth ensures wide water passages, to increase flushing efficiency. The water is drawn into the dripper from the stream center, preventing the entrance of sediments into the drippers.

Specifications

- ✓ Pressure-compensated range: 0.25/ 0.40/ 0.60-2.5/ 3.0/ 3.5 bar (according to flow rate model & driplines wall-thickness).
- ✓ Recommended filtration: depending on dripper flow rate. Filtration method selected based on the kind and concentration of dirt particles contained in the water. Wherever sand exceeding 2 ppm exists in the water, a Hydrocyclone shall be installed before the main filter. Where sand/silt/clay solids exceed 100 ppm, pre treatment shall be applied following Netafim expert instructions.
- ✓ TurboNet™ labyrinth with large water passage.
- ✓ Weldable into thick wall driplines (0.90, 1.00, 1.20 mm).
- ✓ Injected dripper, very low CV with injected silicon diaphragm.
- ✓ High UV resistant. Resistant to standard nutrients used in agriculture.
- ✓ DripNet PC™ driplines meet ISO 9261 Standards with Israel Standard Institute (SII)-certified production.

→ DRIPPERS TECHNICAL DATA

FLOW RATE* (L/H)	WORKING PRESSURE RANGE (BAR)	WATER PASSAGES DIMENSIONS WIDTH-DEPTH-LENGTH (MM)	FILTRATION AREA (MM²)	CONSTANT K	EXPONENT* X	RECOMMENDED FILTRATION (MICRON)/(MESH)
0.6	0.25 - 2.5	0.52 x 0.60 x 22	42	0.6	0	130/120
1.0	0.40 - 3.0	0.61 x 0.60 x 8	42	1.0	0	130/120
1.6	0.40 - 3.0	0.76 x 0.73 x 8	42	1.6	0	200/80
2.0	0.40 - 3.5	0.84 x 0.80 x 8	42	2.0	0	200/80
3.0	0.40 - 3.5	1.02 x 0.88 x 8	42	3.0	0	200/80
3.8	0.60 - 3.5	1.02 x 0.88 x 8	42	3.8	0	200/80

* Within working pressure range

DripNet PC™ AS 12009

Catalog number 17172 - (any of below 6 digits)

FLOW RATE (L/H)	DISTANCE BETWEEN DRIPPERS (M)													
	0.15	0.20	0.25	0.30	0.33	0.40	0.50	0.60	0.65	0.70	0.75	0.80	0.90	1.00
0.6														
1.0		000100												
1.6				000200										
2.0														
3.0														
3.8														
Bundled coil length (m)	500	500	500	500	500	500	500	500	500	500	500	500	500	500

Missing catalog numbers available upon request.

→ DRIPLINES TECHNICAL DATA

MODEL	INSIDE DIAMETER (MM)	WALL THICKNESS (MM)	OUTSIDE DIAMETER (MM)	MAX. WORKING PRESSURE (BAR)	MAXIMUM FLUSHING PRESSURE (BAR)	KD
12009	10.60	0.90	12.40	2.5/3.0/3.5*	3.9	2.85

*The maximum working pressure is defined by the dripper or by the dripline wall thickness

→ DRIPLINES PACKAGE DATA (ON BUNDLED COIL)

MODEL	WALL THICKNESS (MM)	DISTANCE BETWEEN DRIPPERS (M)	COIL LENGTH (M)	AVERAGE* COIL WEIGHT (KG)	COILS IN A 40 FEET CONTAINER (UNITS)	TOTAL IN A 40 FEET CONTAINER (M)
12009	0.90	0.15 to 1.00	500	16.5	384	192000

* Calculated weight average. For further details see "Average Coil Weight Disclaimer".

DripNet PC™ AS 12010

Catalog number 17174 - (any of below 6 digits)

FLOW RATE (L/H)	DISTANCE BETWEEN DRIPPERS (M)													
	0.15	0.20	0.25	0.30	0.33	0.40	0.50	0.60	0.65	0.70	0.75	0.80	0.90	1.00
0.6														
1.0		000100												
1.6			000003	000200										
2.0														
3.0		000002		000001										
3.8														
Bundled coil length (m)	500	500	500	500	500	500	500	500	500	500	500	500	500	500

Missing catalog numbers available upon request.

→ DRIPLINES TECHNICAL DATA

MODEL	INSIDE DIAMETER (MM)	WALL THICKNESS (MM)	OUTSIDE DIAMETER (MM)	MAX. WORKING PRESSURE (BAR)	MAXIMUM FLUSHING PRESSURE (BAR)	KD
12010	10.60	1.00	12.60	2.5/3.0/3.5*	4.6	2.85

*The maximum working pressure is defined by the dripper or by the dripline wall thickness

→ DRIPLINES PACKAGE DATA (ON BUNDLED COIL)

MODEL	WALL THICKNESS (MM)	DISTANCE BETWEEN DRIPPERS (M)	COIL LENGTH (M)	AVERAGE* COIL WEIGHT (KG)	COILS IN A 40 FEET CONTAINER (UNITS)	TOTAL IN A 40 FEET CONTAINER (M)
12010	1.00	0.15 to 1.00	500	18.3	384	192000

* Calculated weight average. For further details see "Average Coil Weight Disclaimer".

DripNet PC™ AS 16009

Catalog number 17655 - (any of below 6 digits)

FLOW RATE (L/H)	DISTANCE BETWEEN DRIPPERS (M)													
	0.15	0.20	0.25	0.30	0.33	0.40	0.50	0.60	0.65	0.70	0.75	0.80	0.90	1.00
0.6	000890	000900	001100	001200		001300	002000	002100	002130	002200	002300			
1.0	002750	002850	000002	002950		003100	003400	003610	003650		003730	000008		
1.6	002951	004250	004260	004300		004400	004610	004750	004760	004800	004860	004900	002960	004920
2.0		005050	005065	005100	005110	005150	005200	005250	000003	005400	005550	005553	005551	005595
3.0		005640		005700		005750	005800	005850	005860	006000	006070	006100	000001	006150
3.8			000004			006700		006720			007100	007200		007250
Bundled coil length (m)	500	500	500	500	500	500	500	500	500	500	500	500	500	500

Missing catalog numbers available upon request.

→ DRIPLINES TECHNICAL DATA

MODEL	INSIDE DIAMETER (MM)	WALL THICKNESS (MM)	OUTSIDE DIAMETER (MM)	MAX. WORKING PRESSURE (BAR)	MAXIMUM FLUSHING PRESSURE (BAR)	KD
16009	14.20	0.90	16.00	2.5/3.0/3.5*	3.9	0.72

*The maximum working pressure is defined by the dripper or by the dripline wall thickness

→ DRIPLINES PACKAGE DATA (ON BUNDLED COIL)

MODEL	WALL THICKNESS (MM)	DISTANCE BETWEEN DRIPPERS (M)	COIL LENGTH (M)	AVERAGE* COIL WEIGHT (KG)	COILS IN A 40 FEET CONTAINER (UNITS)	TOTAL IN A 40 FEET CONTAINER (M)
16009	0.90	0.15 to 1.00	500	18.5	330	165000

* Calculated weight average. For further details see "Average Coil Weight Disclaimer".

DripNet PC™ AS 16010

Catalog number 17705 - (any of below 6 digits)

FLOW RATE (L/H)	DISTANCE BETWEEN DRIPPERS (M)													
	0.15	0.20	0.25	0.30	0.33	0.40	0.50	0.60	0.65	0.70	0.75	0.80	0.90	1.00
0.6		001400	001500	001410		001700	001800				001850			
1.0	002600	002710	002730	002800		002910	003000	003100		000006	003300	003330	003340	003500
1.6	004100	004210		004300	004330	004400	004500	004600		000027	004700	004800	004850	005000
2.0		000002	005690	005700		005820	005900	006000		000011	006200	006250	006390	006400
3.0		000004		006790		006800	006900	007000		007100	007120	007300		007500
3.8		000015		008950	009000	009145	009150	009160	009170		009200	009300		009500
Bundled coil length (m)	500	500	500	500	500	500	500	500	500	500	500	500	500	500

Missing catalog numbers available upon request.

→ DRIPLINES TECHNICAL DATA

MODEL	INSIDE DIAMETER (MM)	WALL THICKNESS (MM)	OUTSIDE DIAMETER (MM)	MAX. WORKING PRESSURE (BAR)	MAXIMUM FLUSHING PRESSURE (BAR)	KD
16010	14.20	1.00	16.20	2.5/3.0/3.5*	4.6	0.72

*The maximum working pressure is defined by the dripper or by the dripline wall thickness

→ DRIPLINES PACKAGE DATA (ON BUNDLED COIL)

MODEL	WALL THICKNESS (MM)	DISTANCE BETWEEN DRIPPERS (M)	COIL LENGTH (M)	AVERAGE* COIL WEIGHT (KG)	COILS IN A 40 FEET CONTAINER (UNITS)	TOTAL IN A 40 FEET CONTAINER (M)
16010	1.00	0.15 to 1.00	500	20.4	330	165000

* Calculated weight average. For further details see "Average Coil Weight Disclaimer".

DripNet PC™ AS 16012

Catalog number 17669 - (any of below 6 digits)

FLOW RATE (L/H)	DISTANCE BETWEEN DRIPPERS (M)													
	0.15	0.20	0.25	0.30	0.33	0.40	0.50	0.60	0.65	0.70	0.75	0.80	0.90	1.00
0.6	001000			001030		001040			000005					
1.0		002570		002590		002690	002710							
1.6		004480		004500		004510	004520							
2.0							005400	000006		005520				006000
3.0														
3.8	000004			000003		000002		009100			009300			000001
Bundled coil length (m)	400	400	400	400	400	400	400	400	400	400	400	400	400	400

Missing catalog numbers available upon request.

→ DRIPLINES TECHNICAL DATA

MODEL	INSIDE DIAMETER (MM)	WALL THICKNESS (MM)	OUTSIDE DIAMETER (MM)	MAX. WORKING PRESSURE (BAR)	MAXIMUM FLUSHING PRESSURE (BAR)	KD
16012	14.20	1.20	16.60	2.5/3.0/3.5*	5.2	0.72

*The maximum working pressure is defined by the dripper not by the dripline wall thickness

→ DRIPLINES PACKAGE DATA (ON BUNDLED COIL)

MODEL	WALL THICKNESS (MM)	DISTANCE BETWEEN DRIPPERS (M)	COIL LENGTH (M)	AVERAGE* COIL WEIGHT (KG)	COILS IN A 40 FEET CONTAINER (UNITS)	TOTAL IN A 40 FEET CONTAINER (M)
16012	1.20	0.15 to 1.00	400	21.0	352	140800

* Calculated weight average. For further details see "Average Coil Weight Disclaimer".

DripNet PC™ AS 20010

Catalog number 17750 - (any of below 6 digits)

FLOW RATE (L/H)	DISTANCE BETWEEN DRIPPERS (M)													
	0.15	0.20	0.25	0.30	0.33	0.40	0.50	0.60	0.65	0.70	0.75	0.80	0.90	1.00
0.6		000300		000340	000350		000500	000530						
1.0		001060		001170		001200	001300	001400			001500			001700
1.6				002290		002650	002900	002990			003100	003200	000006	003400
2.0				003800		003900	004000	004010			004040	004050		004070
3.0			000011	005150		005300	005400	005500				005550	000002	006000
3.8		007090	007100	007200	007230	007300	007500	007550			000008	007600		000005
Bundled coil length (m)	300	300	300	300	300	300	300	300	300	300	300	300	300	300

Missing catalog numbers available upon request.

→ DRIPLINES TECHNICAL DATA

MODEL	INSIDE DIAMETER (MM)	WALL THICKNESS (MM)	OUTSIDE DIAMETER (MM)	MAX. WORKING PRESSURE (BAR)	MAXIMUM FLUSHING PRESSURE (BAR)	KD
20010	17.50	1.00	19.50	2.5/3.0/3.5*	4.6	0.25

*The maximum working pressure is defined by the dripper or by the dripline wall thickness

→ DRIPLINES PACKAGE DATA (ON BUNDLED COIL)

MODEL	WALL THICKNESS (MM)	DISTANCE BETWEEN DRIPPERS (M)	COIL LENGTH (M)	AVERAGE* COIL WEIGHT (KG)	COILS IN A 40 FEET CONTAINER (UNITS)	TOTAL IN A 40 FEET CONTAINER (M)
20010	1.00	0.15 to 1.00	300	16.3	330	99000

* Calculated weight average. For further details see "Average Coil Weight Disclaimer".

DripNet PC™ AS 20012

Catalog number 17728 - (any of below 6 digits)

FLOW RATE (L/H)	DISTANCE BETWEEN DRIPPERS (M)													
	0.15	0.20	0.25	0.30	0.33	0.40	0.50	0.60	0.65	0.70	0.75	0.80	0.90	1.00
0.6				001900		002000	002100							
1.0				003200		003350	003420							
1.6				004900		005000	005100					000007		000001
2.0		000005	005600	005670		005680	005900	006000						
3.0												006980		007000
3.8				000004			009000	009100			009300			009600
Bundled coil length (m)	300	300	300	300	300	300	300	300	300	300	300	300	300	300

Missing catalog numbers available upon request.

→ DRIPLINES TECHNICAL DATA

MODEL	INSIDE DIAMETER (MM)	WALL THICKNESS (MM)	OUTSIDE DIAMETER (MM)	MAX. WORKING PRESSURE (BAR)	MAXIMUM FLUSHING PRESSURE (BAR)	KD
20012	17.50	1.20	19.90	2.5/3.0/3.5*	5.2	0.25

*The maximum working pressure is defined by the dripper not by the dripline wall thickness

→ DRIPLINES PACKAGE DATA (ON BUNDLED COIL)

MODEL	WALL THICKNESS (MM)	DISTANCE BETWEEN DRIPPERS (M)	COIL LENGTH (M)	AVERAGE* COIL WEIGHT (KG)	COILS IN A 40 FEET CONTAINER (UNITS)	TOTAL IN A 40 FEET CONTAINER (M)
20012	1.20	0.15 to 1.00	300	20.0	330	99000

* Calculated weight average. For further details see "Average Coil Weight Disclaimer".

DripNet PC™ AS 23009

Catalog number 17800 - (any of below 6 digits)

FLOW RATE (L/H)	DISTANCE BETWEEN DRIPPERS (M)													
	0.15	0.20	0.25	0.30	0.33	0.40	0.50	0.60	0.65	0.70	0.75	0.80	0.90	1.00
0.6				001200		001300	001400	001500			001700			001900
1.0				002300		002400	002500	002565	002650		002700			003000
1.6				003200		003250	003400	003700	003800	003880	003900			
2.0				004400		004500	004600	004650			004680			
3.0							005400	005600			006000			
3.8														
Carton coil length (m)	350	350	350	400	400	400	400	400	400	400	400	400	400	400

Missing catalog numbers available upon request.

→ DRIPLINES TECHNICAL DATA

MODEL	INSIDE DIAMETER (MM)	WALL THICKNESS (MM)	OUTSIDE DIAMETER (MM)	MAX. WORKING PRESSURE (BAR)	MAXIMUM FLUSHING PRESSURE (BAR)	KD
23009	20.80	0.90	22.60	2.5/3.0*	3.5	0.20

*The maximum working pressure is defined by the dripper or by the dripline wall thickness

→ DRIPLINES PACKAGE DATA (ON CARTON COIL)

MODEL	WALL THICKNESS (MM)	DISTANCE BETWEEN DRIPPERS (M)	COIL LENGTH (M)	AVERAGE* COIL WEIGHT (KG)	COILS IN A 40 FEET CONTAINER (UNITS)	TOTAL IN A 40 FEET CONTAINER (M)
23009	0.90	0.15 to 0.25	350	22.5	480	168000
		0.30 to 1.00	400	25.0		192000

* Calculated weight average. For further details see "Average Coil Weight Disclaimer".



Aries™ HWD

Integral non pressure-compensated, high clogging resistance dripper, for multi seasonal applications

→ 12010 - 16009 - 16010 - 16012 - 20010 - 20012



High clogging resistance



Self-cleaning labyrinth



Wide filtration area

Benefits & Features

- **High clogging resistance** Even with poor quality water, with self-cleaning labyrinth that flushes debris, throughout operation.
- **Wide filtration area** Ensures optimal performance even under harsh water conditions, preventing the entrance of sediments into the drippers.
- **TurbuNext™** Labyrinth ensures wide water passages, large deep and wide cross section that improves clogging resistance.

Specifications

- ✓ Maximum system pressure: according to driplines wall thickness.
- ✓ Recommended filtration: depending on dripper flow rate. Filtration method selected based on the kind and concentration of dirt particles contained in the water. Wherever sand exceeding 2 ppm exists in the water, a Hydrocyclone shall be installed before the main filter. Where sand/silt/clay solids exceed 100 ppm, pre treatment shall be applied following Netafim expert instructions.
- ✓ TurbuNext™ labyrinth with superior performance.
- ✓ Weldable into thick wall driplines (0.90, 1.00, 1.20 mm).
- ✓ Injected dripper, very low CV.
- ✓ High UV resistant. Resistant to standard nutrients used in agriculture.
- ✓ Aries™ driplines meet ISO 9261 Standards with Israel Standard Institute (SII)-certified production.

→ DRIPPERS TECHNICAL DATA

12010, 16009, 16010, 20010 - 0.9, 1.0 mm wall thickness driplines

FLOW RATE* (L/H)	MAXIMUM WORKING PRESSURE (BAR)**	WATER PASSAGES DIMENSIONS WIDTH-DEPTH-LENGTH (MM)	FILTRATION AREA (MM ²)	CONSTANT K	EXPONENT X	RECOMMENDED FILTRATION (MICRON)/(MESH)
0.55	3.0 / 3.5	0.47 x 0.53 x 65	39	0.191	0.46	130/120
0.80		0.54 x 0.69 x 65	43	0.277	0.46	130/120
1.00		0.60 x 0.74 x 65	49	0.347	0.46	200/80
1.50		0.71 x 0.85 x 65	53	0.520	0.46	200/80
2.00		0.76 x 1.03 x 65	54	0.693	0.46	200/80
3.00		0.90 x 1.20 x 65	54	1.040	0.46	200/80
4.00		0.94 x 1.28 x 33	54	1.387	0.46	200/80
8.00		1.52 x 1.28 x 28	50	2.773	0.46	200/80

*Flow rate at 1.0 bar pressure **According to driplines wall thickness

16012, 20012 - 1.2 mm wall thickness driplines

FLOW RATE* (L/H)	MAXIMUM WORKING PRESSURE (BAR)	WATER PASSAGES DIMENSIONS WIDTH-DEPTH-LENGTH (MM)	FILTRATION AREA (MM ²)	CONSTANT K	EXPONENT X	RECOMMENDED FILTRATION (MICRON)/(MESH)
0.55	4.0	0.47 x 0.53 x 65	39	0.191	0.46	130/120
0.85		0.54 x 0.69 x 65	43	0.295	0.46	130/120
1.05		0.60 x 0.74 x 65	49	0.364	0.46	200/80
1.60		0.71 x 0.85 x 65	53	0.554	0.46	200/80
2.10		0.76 x 1.03 x 65	54	0.728	0.46	200/80
3.15		0.90 x 1.20 x 65	54	1.092	0.46	200/80
4.20		0.94 x 1.28 x 33	54	1.455	0.46	200/80
8.40		1.52 x 1.28 x 28	50	2.912	0.46	200/80

*Flow rate at 1.0 bar pressure

Aries™ HWD 12010

Catalog number 12730 - (any of below 6 digits)

FLOW RATE (L/H)	DISTANCE BETWEEN DRIPPERS (M)													
	0.15	0.20	0.25	0.30	0.33	0.40	0.50	0.60	0.65	0.70	0.75	0.80	0.90	1.00
0.55				000900										
0.80														
1.00				000002		002100	002200	002300			002320			
1.50		002950		002955		002960	000003	000001						
2.00				003000		003350	003300	003400			003600			003800
3.00														
4.00				005900		005950	006000	006100			006200			006800
8.00														
Bundled coil length (m)	500	500	500	500	500	500	500	500	500	500	500	500	500	500

Missing catalog numbers available upon request.

→ DRIPLINES TECHNICAL DATA

MODEL	INSIDE DIAMETER (MM)	WALL THICKNESS (MM)	OUTSIDE DIAMETER (MM)	MAX. WORKING PRESSURE (BAR)	MAXIMUM FLUSHING PRESSURE (BAR)	KD
12010	10.30	1.00	12.30	4.0	5.2	0.70

→ DRIPLINES PACKAGE DATA (ON BUNDLED COIL)

MODEL	WALL THICKNESS (MM)	COIL LENGTH (M)	DISTANCE BETWEEN DRIPPERS (M)	AVERAGE* COIL WEIGHT (KG)	COILS IN A 40 FEET CONTAINER (UNITS)	TOTAL IN A 40 FEET CONTAINER (M)
12010	1.00	500	0.15 to 1.00	20.6	370	185000

* Calculated weight average. For further details see "Average Coil Weight Disclaimer".

Aries™ HWD 16009

Catalog number 12800 - (any of below 6 digits)

FLOW RATE (L/H)	DISTANCE BETWEEN DRIPPERS (M)													
	0.15	0.20	0.25	0.30	0.33	0.40	0.50	0.60	0.65	0.70	0.75	0.80	0.90	1.00
0.55				000700										
0.80		000034												
1.00		001020	001040	001050		001100	001150	001200						
1.50		001480		001500		001550	001600	001650			001700			001850
2.00	000016	002550	002600	002650	002660	002700	002750	002800		000036	002850	002860		002900
3.00				003150		003200	003250	003300			003350	003360	003385	003390
4.00		000033	029930	030000	030020	030100	030200	030300	030350	030400	030500	030550	030570	030700
8.00						032060	032070							
Bundled coil length (m)	500	500	500	500	500	500	500	500	500	500	500	500	500	500

Missing catalog numbers available upon request.

→ DRIPLINES TECHNICAL DATA

MODEL	INSIDE DIAMETER (MM)	WALL THICKNESS (MM)	OUTSIDE DIAMETER (MM)	MAX. WORKING PRESSURE (BAR)	MAXIMUM FLUSHING PRESSURE (BAR)	KD
16009	14.20	0.90	16.00	3.0	3.9	0.40

→ DRIPLINES PACKAGE DATA (ON BUNDLED COIL)

MODEL	WALL THICKNESS (MM)	COIL LENGTH (M)	DISTANCE BETWEEN DRIPPERS (M)	AVERAGE* COIL WEIGHT (KG)	COILS IN A 40 FEET CONTAINER (UNITS)	TOTAL IN A 40 FEET CONTAINER (M)
16009	0.90	500	0.15 to 1.00	20.7	330	165000

* Calculated weight average. For further details see "Average Coil Weight Disclaimer".

Aries™ HWD 16010

Catalog number 12820 - (any of below 6 digits)

FLOW RATE (L/H)	DISTANCE BETWEEN DRIPPERS (M)													
	0.15	0.20	0.25	0.30	0.33	0.40	0.50	0.60	0.65	0.70	0.75	0.80	0.90	1.00
0.55				000600										
0.80														
1.00		000800	000950	001000		001100	001150	001200				001300	000002	001400
1.50		006990	006996	007000		007100	007200	007220			007240			007500
2.00		002400	002430	002600	002658	002700	002730	002750	000018	002756	002770	002800	002850	002900
3.00		000006		004000		004100	004200				004350			004500
4.00		005500		005600	005610	005700	005800	005900		005960	006000	006100		006200
8.00			000007	008000		000001	000008	008050						
Bundled coil length (m)	500	500	500	500	500	500	500	500	500	500	500	500	500	500

Missing catalog numbers available upon request.

→ DRIPLINES TECHNICAL DATA

MODEL	INSIDE DIAMETER (MM)	WALL THICKNESS (MM)	OUTSIDE DIAMETER (MM)	MAX. WORKING PRESSURE (BAR)	MAXIMUM FLUSHING PRESSURE (BAR)	KD
16010	14.20	1.00	16.20	3.5	4.6	0.40

→ DRIPLINES PACKAGE DATA (ON BUNDLED COIL)

MODEL	WALL THICKNESS (MM)	COIL LENGTH (M)	DISTANCE BETWEEN DRIPPERS (M)	AVERAGE* COIL WEIGHT (KG)	COILS IN A 40 FEET CONTAINER (UNITS)	TOTAL IN A 40 FEET CONTAINER (M)
16010	1.00	500	0.15 to 1.00	23.0	330	165000

* Calculated weight average. For further details see "Average Coil Weight Disclaimer".

Aries™ HWD 16012

Catalog number 12840 - (any of below 6 digits)

FLOW RATE (L/H)	DISTANCE BETWEEN DRIPPERS (M)													
	0.15	0.20	0.25	0.30	0.33	0.40	0.50	0.60	0.65	0.70	0.75	0.80	0.90	1.00
0.55				009000										
0.85														
1.05		000110		000120										
1.60				001500			001560							
2.10				002500			002700				002750			
3.15														
4.20							006250							006500
8.40														
Bundled coil length (m)	400	400	400	400	400	400	400	400	400	400	400	400	400	400

Missing catalog numbers available upon request.

→ DRIPLINES TECHNICAL DATA

MODEL	INSIDE DIAMETER (MM)	WALL THICKNESS (MM)	OUTSIDE DIAMETER (MM)	MAX. WORKING PRESSURE (BAR)	MAXIMUM FLUSHING PRESSURE (BAR)	KD
16012	14.20	1.20	16.60	4.0	5.2	0.40

→ DRIPLINES PACKAGE DATA (ON BUNDLED COIL)

MODEL	WALL THICKNESS (MM)	DISTANCE BETWEEN DRIPPERS (M)	COIL LENGTH (M)	AVERAGE* COIL WEIGHT (KG)	COILS IN A 40 FEET CONTAINER (UNITS)	TOTAL IN A 40 FEET CONTAINER (M)
16012	1.20	0.20 to 1.00	400	22.3	352	140800

* Calculated weight average. For further details see "Average Coil Weight Disclaimer".

Aries™ HWD 20010

Catalog number 12880 - (any of below 6 digits)

FLOW RATE (L/H)	DISTANCE BETWEEN DRIPPERS (M)													
	0.15	0.20	0.25	0.30	0.33	0.40	0.50	0.60	0.65	0.70	0.75	0.80	0.90	1.00
0.55				000600										
0.80	001000													
1.00		002000	002050	002100		002150	002200	002250			002300	002350		
1.50				007430		007460	007480	007500						
2.00		003500	003550	003600	003590	003650	003700	003750	000005	003770	003800	003900	004000	004050
3.00		004500	004550	004600		004650	004700	004750			004800	004850		004880
4.00		004900	004950	005000	005020	005050	005100	005150		005200	005250	005710	005750	005950
8.00		000002	008900	008910		000003	008960	008970			008980		009000	
Bundled coil length (m)	300	300	300	300	300	300	300	300	300	300	300	300	300	300

Missing catalog numbers available upon request.

→ DRIPLINES TECHNICAL DATA

MODEL	INSIDE DIAMETER (MM)	WALL THICKNESS (MM)	OUTSIDE DIAMETER (MM)	MAX. WORKING PRESSURE (BAR)	MAXIMUM FLUSHING PRESSURE (BAR)	KD
20010	17.50	1.00	19.50	3.5	4.6	0.10

→ DRIPLINES PACKAGE DATA (ON BUNDLED COIL)

MODEL	WALL THICKNESS (MM)	COIL LENGTH (M)	DISTANCE BETWEEN DRIPPERS (M)	AVERAGE* COIL WEIGHT (KG)	COILS IN A 40 FEET CONTAINER (UNITS)	TOTAL IN A 40 FEET CONTAINER (M)
20010	1.00	300	0.15 to 1.00	16.7	330	99000

* Calculated weight average. For further details see "Average Coil Weight Disclaimer".

Aries™ HWD 20012

Catalog number 12890 - (any of below 6 digits)

FLOW RATE (L/H)	DISTANCE BETWEEN DRIPPERS (M)													
	0.15	0.20	0.25	0.30	0.33	0.40	0.50	0.60	0.65	0.70	0.75	0.80	0.90	1.00
0.55				000900										
0.85														
1.05		001400					001650							
1.60				002630		002640								002680
2.10		003550		003600		003700	003800	003900			004050	004070		004200
3.15						004500	004520	004550		000004		004800		004900
4.20				000001		005000	005100	006000		006020	006200	006220		006250
8.40						006800	006810	000006				000002		007000
Bundled coil length (m)	300	300	300	300	300	300	300	300	300	300	300	300	300	300

Missing catalog numbers available upon request.

→ DRIPLINES TECHNICAL DATA

MODEL	INSIDE DIAMETER (MM)	WALL THICKNESS (MM)	OUTSIDE DIAMETER (MM)	MAX. WORKING PRESSURE (BAR)	MAXIMUM FLUSHING PRESSURE (BAR)	KD
20012	17.50	1.20	19.90	4.0	5.2	0.10

→ DRIPLINES PACKAGE DATA (ON BUNDLED COIL)

MODEL	WALL THICKNESS (MM)	COIL LENGTH (M)	DISTANCE BETWEEN DRIPPERS (M)	AVERAGE* COIL WEIGHT (KG)	COILS IN A 40 FEET CONTAINER (UNITS)	TOTAL IN A 40 FEET CONTAINER (M)
20012	1.20	300	0.15 to 1.00	20.2	330	99000

* Calculated weight average. For further details see "Average Coil Weight Disclaimer".

Aries™ MWD

Integral non pressure-compensated,
high clogging resistance dripper,
for multi seasonal applications

→ 12200 - 12250 - 16200 - 16250 - 16008 - 22250



High clogging
resistance



Self-cleaning
labyrinth



Wide filtration
area

/ Benefits & Features

- **High clogging resistance** Even with poor quality water, with self-cleaning labyrinth that flushes debris, throughout operation.
- **Wide filtration area** Ensures optimal performance even under harsh water conditions, preventing the entrance of sediments into the drippers.
- **TurbuNext™** Labyrinth ensures wide water passages, large deep and wide cross section that improves clogging resistance.

/ Specifications

- ✓ Maximum system pressure: according to driplines wall thickness.
- ✓ Recommended filtration: depending on dripper flow rate. Filtration method selected based on the kind and concentration of dirt particles contained in the water. Wherever sand exceeding 2 ppm exists in the water, a Hydrocyclone shall be installed before the main filter. Where sand/silt/clay solids exceed 100 ppm, pre treatment shall be applied following Netafim expert instructions.
- ✓ TurbuNext™ labyrinth with superior performance.
- ✓ Weldable into medium wall driplines (0.50 , 0.63, 0.80 mm).
- ✓ Injected dripper, very low CV.
- ✓ High UV resistant. Resistant to standard nutrients used in agriculture.
- ✓ Aries™ driplines meet ISO 9261 Standards with Israel Standard Institute (SII)-certified production.

→ DRIPPERS TECHNICAL DATA

12200, 12250, 16200, 16250, 22250 - 0.50, 0.63 mm wall thickness driplines

FLOW RATE* (L/H)	MAXIMUM WORKING PRESSURE (BAR)**	WATER PASSAGES DIMENSIONS WIDTH-DEPTH-LENGTH (MM)	FILTRATION AREA (MM ²)	CONSTANT K	EXPONENT X	RECOMMENDED FILTRATION (MICRON)/(MESH)
0.50	2.5 / 3.0 / 3.5	0.47 x 0.53 x 65	39	0.173	0.46	130/120
0.80		0.54 x 0.69 x 65	43	0.277	0.46	130/120
1.00		0.60 x 0.74 x 65	49	0.347	0.46	200/80
1.40		0.71 x 0.85 x 65	53	0.485	0.46	200/80
1.90		0.76 x 1.03 x 65	54	0.659	0.46	200/80
2.85		0.90 x 1.20 x 65	54	0.988	0.46	200/80
3.80		0.94 x 1.28 x 33	54	1.316	0.46	200/80
8.00		1.52 x 1.28 x 28	50	2.773	0.46	200/80

*Flow rate at 1.0 bar pressure **According to driplines diameter and wall thickness

→ DRIPPERS TECHNICAL DATA

16008 - 0.8 mm wall thickness driplines

FLOW RATE* (L/H)	MAXIMUM WORKING PRESSURE (BAR)	WATER PASSAGES DIMENSIONS WIDTH-DEPTH-LENGTH (MM)	FILTRATION AREA (MM ²)	CONSTANT K	EXPONENT X	RECOMMENDED FILTRATION (MICRON)/(MESH)
0.55	3.0	0.47 x 0.53 x 65	39	0.191	0.46	130/120
0.80		0.54 x 0.69 x 65	43	0.277	0.46	130/120
1.00		0.60 x 0.74 x 65	49	0.347	0.46	200/80
1.50		0.71 x 0.85 x 65	53	0.520	0.46	200/80
2.00		0.76 x 1.03 x 65	54	0.693	0.46	200/80
3.00		0.90 x 1.20 x 65	54	1.040	0.46	200/80
4.00		0.94 x 1.28 x 33	54	1.387	0.46	200/80
8.00		1.52 x 1.28 x 28	50	2.773	0.46	200/80

*Flow rate at 1.0 bar pressure

Aries™ MWD 12200

Catalog number 12750 - (any of below 6 digits)

FLOW RATE (L/H)	DISTANCE BETWEEN DRIPPERS (M)													
	0.15	0.20	0.25	0.30	0.35	0.40	0.50	0.60	0.65	0.70	0.75	0.80	0.90	1.00
0.50				000100										
0.80														
1.00														
1.40														
1.90						003000								
2.85						004100	004300							
3.80														
8.00				007000										
Carton coil length (m)	800	800	800	900	900	900	900	900	900	900	900	900	900	900

Missing catalog numbers available upon request.

→ DRIPLINES TECHNICAL DATA

MODEL	INSIDE DIAMETER (MM)	WALL THICKNESS (MM)	OUTSIDE DIAMETER (MM)	MAX. WORKING PRESSURE (BAR)	MAXIMUM FLUSHING PRESSURE (BAR)	KD
12200	11.80	0.50	12.80	3.0	3.9	0.40

→ DRIPLINES PACKAGE DATA (ON CARTON COIL)

MODEL	WALL THICKNESS (MM)	DISTANCE BETWEEN DRIPPERS (M)	COIL LENGTH (M)	AVERAGE* COIL WEIGHT (KG)	COILS IN A 40 FEET CONTAINER (UNITS)	TOTAL IN A 40 FEET CONTAINER (M)
12200	0.50	0.15 to 0.25	800	17.6	480	384000
		0.30 to 1.00	900	18.8	480	432000

* Calculated weight average. For further details see "Average Coil Weight Disclaimer".

Aries™ MWD 12250

Catalog number 12760 - (any of below 6 digits)

FLOW RATE (L/H)	DISTANCE BETWEEN DRIPPERS (M)													
	0.15	0.20	0.25	0.30	0.35	0.40	0.50	0.60	0.65	0.70	0.75	0.80	0.90	1.00
0.50				000100										
0.80														
1.00		001000	001005	001020		001040								
1.40		000001												
1.90														
2.85														
3.80														
8.00				007000										
Carton coil length (m)	700	700	700	750	750	750	750	750	750	750	750	750	750	750

Missing catalog numbers available upon request.

→ DRIPLINES TECHNICAL DATA

MODEL	INSIDE DIAMETER (MM)	WALL THICKNESS (MM)	OUTSIDE DIAMETER (MM)	MAX. WORKING PRESSURE (BAR)	MAXIMUM FLUSHING PRESSURE (BAR)	KD
12250	11.80	0.63	13.06	3.5	4.6	0.40

→ DRIPLINES PACKAGE DATA (ON CARTON COIL)

MODEL	WALL THICKNESS (MM)	DISTANCE BETWEEN DRIPPERS (M)	COIL LENGTH (M)	AVERAGE* COIL WEIGHT (KG)	COILS IN A 40 FEET CONTAINER (UNITS)	TOTAL IN A 40 FEET CONTAINER (M)
12250	0.63	0.15 to 0.25	700	19.0	480	336000
		0.30 to 1.00	750	19.6	480	360000

* Calculated weight average. For further details see "Average Coil Weight Disclaimer".

Aries™ MWD 16200

Catalog number 12930 - (any of below 6 digits)

FLOW RATE (L/H)	DISTANCE BETWEEN DRIPPERS (M)													
	0.15	0.20	0.25	0.30	0.35	0.40	0.50	0.60	0.65	0.70	0.75	0.80	0.90	1.00
0.50				009000										
0.80														
1.00		000020		000050		000070	000003							000140
1.40				000200		000210	000220	000230		000240				
1.90		000810		000870	000002	004550	002700	002720		000014		000017		
2.85			000001	004150		004250	004600				000016			
3.80				006150		006200								
8.00				010000										
Carton coil length (m)	850	850	850	900	900	900	900	900	900	900	900	900	900	900

Missing catalog numbers available upon request.

→ DRIPLINES TECHNICAL DATA

MODEL	INSIDE DIAMETER (MM)	WALL THICKNESS (MM)	OUTSIDE DIAMETER (MM)	MAX. WORKING PRESSURE (BAR)	MAXIMUM FLUSHING PRESSURE (BAR)	KD
16200	15.50	0.50	16.50	2.5	3.3	0.35

→ DRIPLINES PACKAGE DATA (ON CARTON COIL)

MODEL	WALL THICKNESS (MM)	DISTANCE BETWEEN DRIPPERS (M)	COIL LENGTH (M)	AVERAGE* COIL WEIGHT (KG)	COILS IN A 40 FEET CONTAINER (UNITS)	TOTAL IN A 40 FEET CONTAINER (M)
16200	0.50	0.15 to 0.25	850	23.1	480	408000
		0.30 to 1.00	900	23.7	480	432000

* Calculated weight average. For further details see "Average Coil Weight Disclaimer".

Aries™ MWD 16250

Catalog number 12940 - (any of below 6 digits)

FLOW RATE (L/H)	DISTANCE BETWEEN DRIPPERS (M)													
	0.15	0.20	0.25	0.30	0.35	0.40	0.50	0.60	0.65	0.70	0.75	0.80	0.90	1.00
0.50				007000										
0.80	000100													
1.00	000900	001020		001052	001057	001080	001090	000006						
1.40		000001		001500		001510	001520	001530						
1.90	000004	002420		002460	002480	002605	002630	002730						
2.85						005570	005590				005630			
3.80							000007							000002
8.00				009000										
Carton coil length (m)	750	750	750	800	800	800	800	800	800	800	800	800	800	800

Missing catalog numbers available upon request.

→ DRIPLINES TECHNICAL DATA

MODEL	INSIDE DIAMETER (MM)	WALL THICKNESS (MM)	OUTSIDE DIAMETER (MM)	MAX. WORKING PRESSURE (BAR)	MAXIMUM FLUSHING PRESSURE (BAR)	KD
16250	15.50	0.63	16.76	2.8	3.6	0.35

→ DRIPLINES PACKAGE DATA (ON CARTON COIL)

MODEL	WALL THICKNESS (MM)	DISTANCE BETWEEN DRIPPERS (M)	COIL LENGTH (M)	AVERAGE* COIL WEIGHT (KG)	COILS IN A 40 FEET CONTAINER (UNITS)	TOTAL IN A 40 FEET CONTAINER (M)
16250	0.63	0.15 to 0.25	750	25.4	480	360000
		0.30 to 1.00	800	26.3	480	384000

* Calculated weight average. For further details see "Average Coil Weight Disclaimer".

Aries™ MWD 16008

Catalog number 12960 - (any of below 6 digits)

FLOW RATE (L/H)	DISTANCE BETWEEN DRIPPERS (M)													
	0.15	0.20	0.25	0.30	0.35	0.40	0.50	0.60	0.65	0.70	0.75	0.80	0.90	1.00
0.55				000700										
0.80														
1.00		001010		001060		001066	001071	001076			001100	001120		
1.50		001470		001500		001511	001521	001531			001541			001571
2.00		002355		002450		002600	002800	002811			002831			002871
3.00				004300			004350							
4.00				006300		006311	006321	006331			006341			006371
8.00														
Carton coil length (m)	450	500	500	500	500	500	500	500	500	500	500	500	500	500

Missing catalog numbers available upon request.

→ DRIPLINES TECHNICAL DATA

MODEL	INSIDE DIAMETER (MM)	WALL THICKNESS (MM)	OUTSIDE DIAMETER (MM)	MAX. WORKING PRESSURE (BAR)	MAXIMUM FLUSHING PRESSURE (BAR)	KD
16008	15.50	0.80	17.10	3.0	3.9	0.35

→ DRIPLINES PACKAGE DATA (ON CARTON COIL)

MODEL	WALL THICKNESS (MM)	DISTANCE BETWEEN DRIPPERS (M)	COIL LENGTH (M)	AVERAGE* COIL WEIGHT (KG)	COILS IN A 40 FEET CONTAINER (UNITS)	TOTAL IN A 40 FEET CONTAINER (M)
16008	0.80	0.15	450	19.4	480	216000
		0.20 to 1.00	500	21.0	480	240000

* Calculated weight average. For further details see "Average Coil Weight Disclaimer".

Aries™ MWD 22250

Catalog number 12970 - (any of below 6 digits)

FLOW RATE (L/H)	DISTANCE BETWEEN DRIPPERS (M)													
	0.15	0.20	0.25	0.30	0.35	0.40	0.50	0.60	0.65	0.70	0.75	0.80	0.90	1.00
0.50				000600										
0.80														
1.00				001900		002000	002100	000001						
1.40		000004		003100		003200	003250			000003				
1.90														
2.85														
3.80														
8.00				009000										000002
Carton coil length (m)	550	550	550	600	600	600	600	600	600	600	600	600	600	600

Missing catalog numbers available upon request.

→ DRIPLINES TECHNICAL DATA

MODEL	INSIDE DIAMETER (MM)	WALL THICKNESS (MM)	OUTSIDE DIAMETER (MM)	MAX. WORKING PRESSURE (BAR)	MAXIMUM FLUSHING PRESSURE (BAR)	KD
22250	22.20	0.63	23.56	2.5	3.3	0.06

→ DRIPLINES PACKAGE DATA (ON CARTON COIL)

MODEL	WALL THICKNESS (MM)	DISTANCE BETWEEN DRIPPERS (M)	COIL LENGTH (M)	AVERAGE* COIL WEIGHT (KG)	COILS IN A 40 FEET CONTAINER (UNITS)	TOTAL IN A 40 FEET CONTAINER (M)
22250	0.63	0.15 to 0.25	550	25.7	480	264000
		0.30 to 1.00	600	27.4	480	288000

* Calculated weight average. For further details see "Average Coil Weight Disclaimer".



Aries™ TWD

Integral non pressure-compensated, high clogging resistance dripper, for multi seasonal applications

→ 12150 - 16125 - 16150 - 22125



High clogging resistance



Self-cleaning labyrinth



Wide filtration area

/ Benefits & Features

- **High clogging resistance** Even with poor quality water, with self-cleaning labyrinth that flushes debris, throughout operation.
- **Wide filtration area** Ensures optimal performance even under harsh water conditions, preventing the entrance of sediments into the drippers.
- **TurbuNext™** Labyrinth ensures wide water passages, large deep and wide cross section that improves clogging resistance.

/ Specifications

- ✓ Maximum system pressure: according to driplines wall thickness.
- ✓ Recommended filtration: depending on dripper flow rate. Filtration method selected based on the kind and concentration of dirt particles contained in the water. Wherever sand exceeding 2 ppm exists in the water, a Hydrocyclone shall be installed before the main filter. Where sand/silt/clay solids exceed 100 ppm, pre treatment shall be applied following Netafim expert instructions.
- ✓ TurbuNext™ labyrinth with superior performance.
- ✓ Weldable into thin wall driplines (0.31, 0.38 mm).
- ✓ Injected dripper, very low CV.
- ✓ High UV resistant. Resistant to standard nutrients used in agriculture.
- ✓ Aries™ driplines meet ISO 9261 Standards with Israel Standard Institute (SII)-certified production.

→ DRIPPERS TECHNICAL DATA

12150, 16125, 16150, 22125 - 0.31, 0.38 mm wall thickness driplines

FLOW RATE* (L/H)	MAXIMUM WORKING PRESSURE (BAR)**	WATER PASSAGES DIMENSIONS WIDTH-DEPTH-LENGTH (MM)	FILTRATION AREA (MM²)	CONSTANT K	EXPONENT X	RECOMMENDED FILTRATION (MICRON)/(MESH)
0.50	1.5 / 1.8 / 2.2 / 3.0	0.47 x 0.53 x 65	39	0.173	0.46	130/120
0.80		0.54 x 0.69 x 65	43	0.277	0.46	130/120
0.95		0.60 x 0.74 x 65	49	0.329	0.46	200/80
1.35		0.71 x 0.85 x 65	53	0.468	0.46	200/80
1.85		0.76 x 1.03 x 65	54	0.641	0.46	200/80
2.80		0.90 x 1.20 x 65	54	0.971	0.46	200/80
3.80		0.94 x 1.28 x 33	54	1.318	0.46	200/80
8.00		1.52 x 1.28 x 28	50	2.773	0.46	200/80

*Flow rate at 1.0 bar pressure **According to driplines wall thicknesses / inside diameter

Aries™ TWD 12150

Catalog number 12740 - (any of below 6 digits)

FLOW RATE (L/H)	DISTANCE BETWEEN DRIPPERS (M)													
	0.15	0.20	0.25	0.30	0.33	0.40	0.50	0.60	0.65	0.70	0.75	0.80	0.90	1.00
0.50				000900										
0.80														
0.95		002010		002046										
1.35														
1.85														
2.80														
3.80														
8.00				007000										
Carton coil length (m)	1000	1100	1100	1200	1200	1200	1200	1200	1200	1200	1200	1200	1200	1200

Missing catalog numbers available upon request.

→ DRIPLINES TECHNICAL DATA

MODEL	INSIDE DIAMETER (MM)	WALL THICKNESS (MM)	OUTSIDE DIAMETER (MM)	MAX. WORKING PRESSURE (BAR)	MAXIMUM FLUSHING PRESSURE (BAR)	KD
12150	11.80	0.38	12.56	3.0	3.9	0.40

→ DRIPLINES PACKAGE DATA (ON CARTON COIL)

MODEL	WALL THICKNESS (MM)	DISTANCE BETWEEN DRIPPERS (M)	COIL LENGTH (M)	AVERAGE* COIL WEIGHT (KG)	COILS IN A 40 FEET CONTAINER (UNITS)	TOTAL IN A 40 FEET CONTAINER (M)
12150	0.38	0.15	1000	19.1	480	480000
		0.20 to 0.25	1100	19.3		528000
		0.30 to 1.00	1200	19.8		576000

* Calculated weight average. For further details see "Average Coil Weight Disclaimer".

Aries™ TWD 16125

Catalog number 12935 - (any of below 6 digits)

FLOW RATE (L/H)	DISTANCE BETWEEN DRIPPERS (M)													
	0.15	0.20	0.25	0.30	0.33	0.40	0.50	0.60	0.65	0.70	0.75	0.80	0.90	1.00
0.50				001000										
0.80			000003											
0.95	002210	002230		002300	002302		003220							
1.35	006970			007010		007030								
1.85		003245	003240	003300		003330				003380	000004			
2.80		004240	000002											
3.80						005320								
8.00				009000										
Carton coil length (m)	1000	1000	1000	1100	1100	1100	1100	1100	1100	1100	1100	1100	1100	1100

Missing catalog numbers available upon request.

→ DRIPLINES TECHNICAL DATA

MODEL	INSIDE DIAMETER (MM)	WALL THICKNESS (MM)	OUTSIDE DIAMETER (MM)	MAX. WORKING PRESSURE (BAR)	MAXIMUM FLUSHING PRESSURE (BAR)	KD
16125	16.20	0.31	16.82	1.8	2.3	0.30

→ DRIPLINES PACKAGE DATA (ON CARTON COIL)

MODEL	WALL THICKNESS (MM)	DISTANCE BETWEEN DRIPPERS (M)	COIL LENGTH (M)	AVERAGE* COIL WEIGHT (KG)	COILS IN A 40 FEET CONTAINER (UNITS)	TOTAL IN A 40 FEET CONTAINER (M)
16125	0.31	0.15 to 0.25	1000	18.7	640	640000
		0.30 to 1.00	1100	19.5	640	704000

* Calculated weight average. For further details see "Average Coil Weight Disclaimer".

Aries™ TWD 16150

Catalog number 12937 - (any of below 6 digits)

FLOW RATE (L/H)	DISTANCE BETWEEN DRIPPERS (M)													
	0.15	0.20	0.25	0.30	0.33	0.40	0.50	0.60	0.65	0.70	0.75	0.80	0.90	1.00
0.50				000900										
0.80				001100										
0.95		002020		002050		002080	002090							
1.35		003030		003050		003070	003090							
1.85		003478		003500		003520	003540	000002						
2.80	000008	004480		004500		004520		004600						
3.80				006000		006020		006120						
8.00				009000										
Carton coil length (m)	900	900	900	1000	1000	1000	1000	1000	1000	1000	1000	1000	1000	1000

Missing catalog numbers available upon request.

→ DRIPLINES TECHNICAL DATA

MODEL	INSIDE DIAMETER (MM)	WALL THICKNESS (MM)	OUTSIDE DIAMETER (MM)	MAX. WORKING PRESSURE (BAR)	MAXIMUM FLUSHING PRESSURE (BAR)	KD
16150	16.20	0.38	16.96	2.2	2.9	0.30

→ DRIPLINES PACKAGE DATA (ON CARTON COIL)

MODEL	WALL THICKNESS (MM)	DISTANCE BETWEEN DRIPPERS (M)	COIL LENGTH (M)	AVERAGE* COIL WEIGHT (KG)	COILS IN A 40 FEET CONTAINER (UNITS)	TOTAL IN A 40 FEET CONTAINER (M)
16150	0.38	0.15 to 0.25	900	20.1	640	576000
		0.30 to 1.00	1000	21.4	640	640000

* Calculated weight average. For further details see "Average Coil Weight Disclaimer".

Aries™ TWD 22125

Catalog number 12965 - (any of below 6 digits)

FLOW RATE (L/H)	DISTANCE BETWEEN DRIPPERS (M)													
	0.15	0.20	0.25	0.30	0.33	0.40	0.50	0.60	0.65	0.70	0.75	0.80	0.90	1.00
0.50				001000										
0.80						000003								
0.95				002050		002100	002150							
1.35				002600		002640								
1.85				003050		003100	003150							
2.80														
3.80										004000				
8.00														
Carton coil length (m)	900	900	900	1000	1000	1000	1000	1000	1000	1000	1000	1000	1000	1000

Missing catalog numbers available upon request.

→ DRIPLINES TECHNICAL DATA

MODEL	INSIDE DIAMETER (MM)	WALL THICKNESS (MM)	OUTSIDE DIAMETER (MM)	MAX. WORKING PRESSURE (BAR)	MAXIMUM FLUSHING PRESSURE (BAR)	KD
22125	22.20	0.31	22.82	1.5	2.0	0.06

→ DRIPLINES PACKAGE DATA (ON CARTON COIL)

MODEL	WALL THICKNESS (MM)	DISTANCE BETWEEN DRIPPERS (M)	COIL LENGTH (M)	AVERAGE* COIL WEIGHT (KG)	COILS IN A 40 FEET CONTAINER (UNITS)	TOTAL IN A 40 FEET CONTAINER (M)
22125	0.31	0.15 to 0.25	900	21.9	640	576000
		0.30 to 1.00	1000	23.4	640	640000

* Calculated weight average. For further details see "Average Coil Weight Disclaimer".



Typhoon™ Plus

Integral non pressure-compensated, high clogging resistance dripper, for semi permanent applications

→ 12125 - 12150 - 16080 - 16100 - 16125 - 16150
16180 - 22080 - 22100 - 22135 - 22150 - 22180
25135 - 25150



High clogging resistance



Self-cleaning labyrinth



Wide filtration area

/ Benefits & Features

- **High clogging resistance** Even with challenging water quality, with self-cleaning labyrinth that flushes debris, throughout operation.
- **Wide filtration area** Ensures optimal performance even under harsh water conditions, preventing the entrance of sediments into the drippers.
- **TurbuNext™** Labyrinth ensures wide water passages, large deep and wide cross section that improves clogging resistance.

/ Specifications

- ✓ Maximum system pressure: according to driplines wall thickness.
- ✓ Recommended filtration: depending on dripper flow rate. Filtration method selected based on the kind and concentration of dirt particles contained in the water. Wherever sand exceeding 2 ppm exists in the water, a Hydrocyclone shall be installed before the main filter. Where sand/silt/clay solids exceed 100 ppm, pre treatment shall be applied following Netafim expert instructions.
- ✓ TurbuNext™ labyrinth with superior performance.
- ✓ Weldable into thin wall driplines (0.20, 0.25, 0.31, 0.38, 0.45 mm).
- ✓ Injected dripper, very low CV.
- ✓ High UV resistant. Resistant to standard nutrients used in agriculture.
- ✓ Typhoon™ Plus driplines meet ISO 9261 Standards with Israel Standard Institute (SII)-certified production.

→ DRIPPERS TECHNICAL DATA

FLOW RATE* (L/H)	MAXIMUM WORKING PRESSURE** (BAR)	WATER PASSAGES DIMENSIONS WIDTH-DEPTH-LENGTH (MM)	FILTRATION AREA (MM²)	CONSTANT K	EXPONENT X	RECOMMENDED FILTRATION (MICRON)/(MESH)
0.50	1.0 up to 3.0	0.45 x 0.45 x 34	21	0.177	0.45	130/120
0.70		0.52 x 0.51 x 34	22	0.247	0.45	130/120
1.00		0.60 x 0.59 x 34	24	0.355	0.45	200/80
1.60		0.66 x 0.63 x 18	24	0.567	0.45	200/80
2.20		0.77 x 0.72 x 18	24	0.780	0.45	200/80

*Flow rate at 1.0 bar pressure ** According to driplines diameter and wall thickness

Typhoon™ Plus 12125 (with hole outlet)

Catalog number 15686 - (any of below 6 digits)

FLOW RATE (L/H)	DISTANCE BETWEEN DRIPPERS (M)													
	0.15	0.20	0.25	0.30	0.35	0.40	0.50	0.60	0.65	0.70	0.75	0.80	0.90	1.00
0.50				000002		000003	000001							
0.70		000090												
1.00				000101										
1.60				000130										
2.20														
Carton coil length (m)	1200	1200	1200	1300	1300	1300	1300	1300	1300	1300	1300	1300	1300	1300

Missing catalog numbers available upon request.

→ DRIPLINES TECHNICAL DATA

MODEL	INSIDE DIAMETER (MM)	WALL THICKNESS (MM)	OUTSIDE DIAMETER (MM)	MAX. WORKING PRESSURE (BAR)	MAXIMUM FLUSHING PRESSURE (BAR)	KD
12125	11.80	0.31	12.42	2.5	2.9	0.20

→ DRIPLINES PACKAGE DATA (ON CARTON COIL)

MODEL	WALL THICKNESS (MM)	DISTANCE BETWEEN DRIPPERS (M)	COIL LENGTH (M)	AVERAGE* COIL WEIGHT (KG)	COILS PER PALLET (UNITS)	COILS IN A 40 FEET CONTAINER (UNITS)	TOTAL IN A 40 FEET CONTAINER (M)
12125	0.31	0.15 to 0.25	1200	15.6	16	640	768000
		0.30 to 1.00	1300	16.3			832000

* Calculated weight average. For further details see "Average Coil Weight Disclaimer".

Typhoon™ Plus 12150 (with hole outlet)

Catalog number 15688 - (any of below 6 digits)

FLOW RATE (L/H)	DISTANCE BETWEEN DRIPPERS (M)													
	0.15	0.20	0.25	0.30	0.35	0.40	0.50	0.60	0.65	0.70	0.75	0.80	0.90	1.00
0.50														
0.70														
1.00		000100		000130										
1.60														
2.20														
Carton coil length (m)	1100	1100	1100	1100	1100	1100	1100	1100	1100	1100	1100	1100	1100	1100

Missing catalog numbers available upon request.

→ DRIPLINES TECHNICAL DATA

MODEL	INSIDE DIAMETER (MM)	WALL THICKNESS (MM)	OUTSIDE DIAMETER (MM)	MAX. WORKING PRESSURE (BAR)	MAXIMUM FLUSHING PRESSURE (BAR)	KD
12150	11.80	0.38	12.56	3.0	3.5	0.20

→ DRIPLINES PACKAGE DATA (ON CARTON COIL)

MODEL	WALL THICKNESS (MM)	DISTANCE BETWEEN DRIPPERS (M)	COIL LENGTH (M)	AVERAGE* COIL WEIGHT (KG)	COILS PER PALLET (UNITS)	COILS IN A 40 FEET CONTAINER (UNITS)	TOTAL IN A 40 FEET CONTAINER (M)
12150	0.38	0.15 to 0.25	1100	17.2	16	640	704000
		0.30 to 1.00	1100	16.8			704000

* Calculated weight average. For further details see "Average Coil Weight Disclaimer".

Typhoon™ Plus 16080 (with flap outlet)

Catalog number 15690 - (any of below 6 digits)

FLOW RATE (L/H)	DISTANCE BETWEEN DRIPPERS (M)													
	0.15	0.20	0.25	0.30	0.35	0.40	0.50	0.60	0.65	0.70	0.75	0.80	0.90	1.00
0.50														
0.70		000072												
1.00		000090		000160										
1.60		000490	000520			000560								
2.20														
Carton coil length (m)	2400	2400	2400	2500	2500	2500	2500	2500	2500	2500	2500	2500	2500	2500

Missing catalog numbers available upon request.

Typhoon™ Plus 16080 (with hole outlet)

Catalog number 15690 - (any of below 6 digits)

FLOW RATE (L/H)	DISTANCE BETWEEN DRIPPERS (M)													
	0.15	0.20	0.25	0.30	0.35	0.40	0.50	0.60	0.65	0.70	0.75	0.80	0.90	1.00
0.50														
0.70	000002	000070		000001										
1.00		000091	000100	000130	000260	000140	000014	000009						
1.60		000460	000008	000530		000550								
2.20		000006	000012	000011		000013								
Carton coil length (m)	2400	2400	2400	2500	2500	2500	2500	2500	2500	2500	2500	2500	2500	2500

Missing catalog numbers available upon request.

→ DRIPLINES TECHNICAL DATA

MODEL	INSIDE DIAMETER (MM)	WALL THICKNESS (MM)	OUTSIDE DIAMETER (MM)	MAX. WORKING PRESSURE (BAR)	MAXIMUM FLUSHING PRESSURE (BAR)	KD
16080	16.20	0.20	16.60	1.2	1.4	0.10

→ DRIPLINES PACKAGE DATA (ON CARTON COIL)

MODEL	WALL THICKNESS (MM)	DISTANCE BETWEEN DRIPPERS (M)	COIL LENGTH (M)	AVERAGE* COIL WEIGHT (KG)	COILS PER PALLET (UNITS)	COILS IN A 40 FEET CONTAINER (UNITS)	TOTAL IN A 40 FEET CONTAINER (M)
16080	0.20	0.15 to 0.25	2400	26.9	16	640	1536000
		0.30 to 1.00	2500	27.1			1600000

* Calculated weight average. For further details see "Average Coil Weight Disclaimer".

Typhoon™ Plus 16100 (with flap outlet)

Catalog number 15695 - (any of below 6 digits)

FLOW RATE (L/H)	DISTANCE BETWEEN DRIPPERS (M)													
	0.15	0.20	0.25	0.30	0.35	0.40	0.50	0.60	0.65	0.70	0.75	0.80	0.90	1.00
0.50				000005										
0.70	000006					000090								
1.00	000007	000100	000130	000160	000220	000250								
1.60		000410		000470	000500	000560								
2.20														
Carton coil length (m)	1900	1900	1900	2000	2000	2000	2000	2000	2000	2000	2000	2000	2000	2000

Missing catalog numbers available upon request.

Typhoon™ Plus 16100 (with hole outlet)

Catalog number 15695 - (any of below 6 digits)

FLOW RATE (L/H)	DISTANCE BETWEEN DRIPPERS (M)													
	0.15	0.20	0.25	0.30	0.35	0.40	0.50	0.60	0.65	0.70	0.75	0.80	0.90	1.00
0.50														
0.70														
1.00		000102		000162	000190	000252	000280							
1.60		000004		000440		000530	000620	000650						
2.20														
Carton coil length (m)	1900	1900	1900	2000	2000	2000	2000	2000	2000	2000	2000	2000	2000	2000

Missing catalog numbers available upon request.

→ DRIPLINES TECHNICAL DATA

MODEL	INSIDE DIAMETER (MM)	WALL THICKNESS (MM)	OUTSIDE DIAMETER (MM)	MAX. WORKING PRESSURE (BAR)	MAXIMUM FLUSHING PRESSURE (BAR)	KD
16100	16.20	0.25	16.70	1.4	1.6	0.10

→ DRIPLINES PACKAGE DATA (ON CARTON COIL)

MODEL	WALL THICKNESS (MM)	DISTANCE BETWEEN DRIPPERS (M)	COIL LENGTH (M)	AVERAGE* COIL WEIGHT (KG)	COILS PER PALLET (UNITS)	COILS IN A 40 FEET CONTAINER (UNITS)	TOTAL IN A 40 FEET CONTAINER (M)
16100	0.25	0.15 to 0.25	1900	26.2	16	640	1216000
		0.30 to 1.00	2000	26.9			1280000

* Calculated weight average. For further details see "Average Coil Weight Disclaimer".

Typhoon™ Plus 16125 (with flap outlet)

Catalog number 15700 - (any of below 6 digits)

FLOW RATE (L/H)	DISTANCE BETWEEN DRIPPERS (M)													
	0.15	0.20	0.25	0.30	0.35	0.40	0.50	0.60	0.65	0.70	0.75	0.80	0.90	1.00
0.50														
0.70		000008		000100		000013								
1.00	000014	000001		000290		000350	000440							
1.60	000540	000570		000630		000720	000009	000780						
2.20														
Carton coil length (m)	1350	1350	1350	1600	1600	1600	1600	1600	1600	1600	1600	1600	1600	1600

Missing catalog numbers available upon request.

Typhoon™ Plus 16125 (with hole outlet)

Catalog number 15700 - (any of below 6 digits)

FLOW RATE (L/H)	DISTANCE BETWEEN DRIPPERS (M)													
	0.15	0.20	0.25	0.30	0.35	0.40	0.50	0.60	0.65	0.70	0.75	0.80	0.90	1.00
0.50	000015	000010												
0.70	000002			000003		000110								
1.00		000016	000012	000260	000320	000380	000410							
1.60		000006	000600	000660	000665	000690	000750	000782						
2.20		000007	000020	000021	000022									
Carton coil length (m)	1350	1350	1350	1600	1600	1600	1600	1600	1600	1600	1600	1600	1600	1600

Missing catalog numbers available upon request.

→ DRIPLINES TECHNICAL DATA

MODEL	INSIDE DIAMETER (MM)	WALL THICKNESS (MM)	OUTSIDE DIAMETER (MM)	MAX. WORKING PRESSURE (BAR)	MAXIMUM FLUSHING PRESSURE (BAR)	KD
16125	16.20	0.31	16.82	1.8	2.1	0.10

→ DRIPLINES PACKAGE DATA (ON CARTON COIL)

MODEL	WALL THICKNESS (MM)	DISTANCE BETWEEN DRIPPERS (M)	COIL LENGTH (M)	AVERAGE* COIL WEIGHT (KG)	COILS PER PALLET (UNITS)	COILS IN A 40 FEET CONTAINER (UNITS)	TOTAL IN A 40 FEET CONTAINER (M)
16125	0.31	0.15 to 0.25	1350	26.2	16	640	864000
		0.30 to 1.00	1600	26.5			1024000

* Calculated weight average. For further details see "Average Coil Weight Disclaimer".

Typhoon™ Plus 16150 (with flap outlet)

Catalog number 15705 - (any of below 6 digits)

FLOW RATE (L/H)	DISTANCE BETWEEN DRIPPERS (M)													
	0.15	0.20	0.25	0.30	0.35	0.40	0.50	0.60	0.65	0.70	0.75	0.80	0.90	1.00
0.50							000003							
0.70		000100		000130										
1.00		000008		000290			000410							
1.60		000510		000004	000011	000006	000840	000940						
2.20														
Carton coil length (m)	1200	1200	1200	1300	1300	1300	1300	1300	1300	1300	1300	1300	1300	1300

Missing catalog numbers available upon request.

Typhoon™ Plus 16150 (with hole outlet)

Catalog number 15705 - (any of below 6 digits)

FLOW RATE (L/H)	DISTANCE BETWEEN DRIPPERS (M)													
	0.15	0.20	0.25	0.30	0.35	0.40	0.50	0.60	0.65	0.70	0.75	0.80	0.90	1.00
0.50														
0.70	000007						000010							
1.00		000230		000260	000320	000350	000380							
1.60				000640		000740	000005							
2.20		000001												
Carton coil length (m)	1200	1200	1200	1300	1300	1300	1300	1300	1300	1300	1300	1300	1300	1300

Missing catalog numbers available upon request.

→ DRIPLINES TECHNICAL DATA

MODEL	INSIDE DIAMETER (MM)	WALL THICKNESS (MM)	OUTSIDE DIAMETER (MM)	MAX. WORKING PRESSURE (BAR)	MAXIMUM FLUSHING PRESSURE (BAR)	KD
16150	16.20	0.38	16.96	2.2	2.5	0.10

→ DRIPLINES PACKAGE DATA (ON CARTON COIL)

MODEL	WALL THICKNESS (MM)	DISTANCE BETWEEN DRIPPERS (M)	COIL LENGTH (M)	AVERAGE* COIL WEIGHT (KG)	COILS PER PALLET (UNITS)	COILS IN A 40 FEET CONTAINER (UNITS)	TOTAL IN A 40 FEET CONTAINER (M)
16150	0.38	0.15 to 0.25	1200	26.5	16	640	768000
		0.30 to 1.00	1300	26.0			832000

* Calculated weight average. For further details see "Average Coil Weight Disclaimer".

Typhoon™ Plus 16180 (with flap outlet)

Catalog number 15581 - (any of below 6 digits)

FLOW RATE (L/H)	DISTANCE BETWEEN DRIPPERS (M)													
	0.15	0.20	0.25	0.30	0.35	0.40	0.50	0.60	0.65	0.70	0.75	0.80	0.90	1.00
0.50														
0.70														
1.00														
1.60														
2.20														
Carton coil length (m)	1100	1100	1100	1200	1200	1200	1200	1200	1200	1200	1200	1200	1200	1200

Missing catalog numbers available upon request.

Typhoon™ Plus 16180 (with hole outlet)

Catalog number 15581 - (any of below 6 digits)

FLOW RATE (L/H)	DISTANCE BETWEEN DRIPPERS (M)													
	0.15	0.20	0.25	0.30	0.35	0.40	0.50	0.60	0.65	0.70	0.75	0.80	0.90	1.00
0.50														
0.70														
1.00														
1.60				000001		000003	000002							
2.20														
Carton coil length (m)	1100	1100	1100	1200	1200	1200	1200	1200	1200	1200	1200	1200	1200	1200

Missing catalog numbers available upon request.

→ DRIPLINES TECHNICAL DATA

MODEL	INSIDE DIAMETER (MM)	WALL THICKNESS (MM)	OUTSIDE DIAMETER (MM)	MAX. WORKING PRESSURE (BAR)	MAXIMUM FLUSHING PRESSURE (BAR)	KD
16180	16.20	0.45	17.10	2.5	2.9	0.10

→ DRIPLINES PACKAGE DATA (ON CARTON COIL)

MODEL	WALL THICKNESS (MM)	DISTANCE BETWEEN DRIPPERS (M)	COIL LENGTH (M)	AVERAGE* COIL WEIGHT (KG)	COILS PER PALLET (UNITS)	COILS IN A 40 FEET CONTAINER (UNITS)	TOTAL IN A 40 FEET CONTAINER (M)
16180	0.45	0.15 to 0.25	1100	26.6	16	640	704000
		0.30 to 1.00	1200	28.6			768000

* Calculated weight average. For further details see "Average Coil Weight Disclaimer".

Typhoon™ Plus 22080 (with flap outlet)

Catalog number 15710 - (any of below 6 digits)

FLOW RATE (L/H)	DISTANCE BETWEEN DRIPPERS (M)													
	0.15	0.20	0.25	0.30	0.35	0.40	0.50	0.60	0.65	0.70	0.75	0.80	0.90	1.00
0.50		001100		001115			000003							
0.70		000002	001150	001250		001350	001450							
1.00		001600		001750		001850	001950							002100
1.60				002200		002300	002350							
2.20				002400		000005								
Carton coil length (m)	1500	1500	1500	1700	1700	1700	1700	1700	1700	1700	1700	1700	1700	1700

Missing catalog numbers available upon request.

Typhoon™ Plus 22080 (with hole outlet)

Catalog number 15710 - (any of below 6 digits)

FLOW RATE (L/H)	DISTANCE BETWEEN DRIPPERS (M)													
	0.15	0.20	0.25	0.30	0.35	0.40	0.50	0.60	0.65	0.70	0.75	0.80	0.90	1.00
0.50				001110			000004							
0.70		000001		001200		001300	001400	001500						
1.00		001550	001650	001700		001800	001900	002000						002050
1.60				002150		002250								
2.20							002450							
Carton coil length (m)	1500	1500	1500	1700	1700	1700	1700	1700	1700	1700	1700	1700	1700	1700

Missing catalog numbers available upon request.

→ DRIPLINES TECHNICAL DATA

MODEL	INSIDE DIAMETER (MM)	WALL THICKNESS (MM)	OUTSIDE DIAMETER (MM)	MAX. WORKING PRESSURE (BAR)	MAXIMUM FLUSHING PRESSURE (BAR)	KD
22080	22.20	0.20	22.60	1.0	1.2	0.02

→ DRIPLINES PACKAGE DATA (ON CARTON COIL)

MODEL	WALL THICKNESS (MM)	DISTANCE BETWEEN DRIPPERS (M)	COIL LENGTH (M)	AVERAGE* COIL WEIGHT (KG)	COILS PER PALLET (UNITS)	COILS IN A 40 FEET CONTAINER (UNITS)	TOTAL IN A 40 FEET CONTAINER (M)
22080	0.20	0.15 to 0.25	1500	26.9	16	640	960000
		0.30 to 1.00	1700	27.6			1088000

* Calculated weight average. For further details see "Average Coil Weight Disclaimer".

Typhoon™ Plus 22100 (with flap outlet)

Catalog number 15715 - (any of below 6 digits)

FLOW RATE (L/H)	DISTANCE BETWEEN DRIPPERS (M)													
	0.15	0.20	0.25	0.30	0.35	0.40	0.50	0.60	0.65	0.70	0.75	0.80	0.90	1.00
0.50														
0.70				001250		001350	001450	001550						
1.00		001600	001650	001750		001900	002000							
1.60		000002		002200		002350	002500	002550						
2.20														
Carton coil length (m)	1200	1200	1200	1500	1500	1500	1500	1500	1500	1500	1500	1500	1500	1500

Missing catalog numbers available upon request.

Typhoon™ Plus 22100 (with hole outlet)

Catalog number 15715 - (any of below 6 digits)

FLOW RATE (L/H)	DISTANCE BETWEEN DRIPPERS (M)													
	0.15	0.20	0.25	0.30	0.35	0.40	0.50	0.60	0.65	0.70	0.75	0.80	0.90	1.00
0.50					000004									
0.70		000001		001200		001300	001400	001500						
1.00		001610		001700	001800	001850	001950	002050						
1.60		002100		002150		002300	002450							
2.20				002650										
Carton coil length (m)	1200	1200	1200	1500	1500	1500	1500	1500	1500	1500	1500	1500	1500	1500

Missing catalog numbers available upon request.

→ DRIPLINES TECHNICAL DATA

MODEL	INSIDE DIAMETER (MM)	WALL THICKNESS (MM)	OUTSIDE DIAMETER (MM)	MAX. WORKING PRESSURE (BAR)	MAXIMUM FLUSHING PRESSURE (BAR)	KD
22100	22.20	0.25	22.70	1.1	1.3	0.02

→ DRIPLINES PACKAGE DATA (ON CARTON COIL)

MODEL	WALL THICKNESS (MM)	DISTANCE BETWEEN DRIPPERS (M)	COIL LENGTH (M)	AVERAGE* COIL WEIGHT (KG)	COILS PER PALLET (UNITS)	COILS IN A 40 FEET CONTAINER (UNITS)	TOTAL IN A 40 FEET CONTAINER (M)
22100	0.25	0.15 to 0.25	1200	25.8	16	640	768000
		0.30 to 1.00	1500	27.1			960000

* Calculated weight average. For further details see "Average Coil Weight Disclaimer".

Typhoon™ Plus 22135 (with flap outlet)

Catalog number 15725 - (any of below 6 digits)

FLOW RATE (L/H)	DISTANCE BETWEEN DRIPPERS (M)													
	0.15	0.20	0.25	0.30	0.35	0.40	0.50	0.60	0.65	0.70	0.75	0.80	0.90	1.00
0.50														
0.70				001250	001300	001400	001500	001550						
1.00		001650	000001	001750	001800	001900	002050	002150	002200		002250			
1.60		002350	002450	002550		002650	002750	002850	002950	003000	003050			003200
2.20				003300		003400	003500	003600						
Carton coil length (m)	1100	1100	1100	1100	1100	1100	1100	1100	1100	1100	1100	1100	1100	1100

Missing catalog numbers available upon request.

Typhoon™ Plus 22135 (with hole outlet)

Catalog number 15725 - (any of below 6 digits)

FLOW RATE (L/H)	DISTANCE BETWEEN DRIPPERS (M)													
	0.15	0.20	0.25	0.30	0.35	0.40	0.50	0.60	0.65	0.70	0.75	0.80	0.90	1.00
0.50														
0.70			001150	001200		001350	001450							
1.00		001600		001700		001850	002000	002100						
1.60		002300	002400	002500		002600	002700	002800						003150
2.20				003250		003350	003450	003550						
Carton coil length (m)	1100	1100	1100	1100	1100	1100	1100	1100	1100	1100	1100	1100	1100	1100

Missing catalog numbers available upon request.

→ DRIPLINES TECHNICAL DATA

MODEL	INSIDE DIAMETER (MM)	WALL THICKNESS (MM)	OUTSIDE DIAMETER (MM)	MAX. WORKING PRESSURE (BAR)	MAXIMUM FLUSHING PRESSURE (BAR)	KD
22135	22.20	0.34	22.88	1.5	1.7	0.02

→ DRIPLINES PACKAGE DATA (ON CARTON COIL)

MODEL	WALL THICKNESS (MM)	DISTANCE BETWEEN DRIPPERS (M)	COIL LENGTH (M)	AVERAGE* COIL WEIGHT (KG)	COILS PER PALLET (UNITS)	COILS IN A 40 FEET CONTAINER (UNITS)	TOTAL IN A 40 FEET CONTAINER (M)
22135	0.34	0.15 to 0.25	1100	27.2	16	640	704000
		0.30 to 1.00	1100	26.8			704000

* Calculated weight average. For further details see "Average Coil Weight Disclaimer".

Typhoon™ Plus 22150 (with flap outlet)

Catalog number 15730 - (any of below 6 digits)

FLOW RATE (L/H)	DISTANCE BETWEEN DRIPPERS (M)													
	0.15	0.20	0.25	0.30	0.35	0.40	0.50	0.60	0.65	0.70	0.75	0.80	0.90	1.00
0.50				000003										
0.70				001250	001300	001400	001500	001550						
1.00		001600	000002	001700	001800	001900	002000	002050	002100					
1.60	002150	002200	002250	002300	002350	002450	002500	002600	002650		002700			
2.20				002850		002900	002950	003000		003050				
Carton coil length (m)	1000	1000	1000	1000	1000	1000	1000	1000	1000	1000	1000	1000	1000	1000

Missing catalog numbers available upon request.

Typhoon™ Plus 22150 (with hole outlet)

Catalog number 15730 - (any of below 6 digits)

FLOW RATE (L/H)	DISTANCE BETWEEN DRIPPERS (M)													
	0.15	0.20	0.25	0.30	0.35	0.40	0.50	0.60	0.65	0.70	0.75	0.80	0.90	1.00
0.50														
0.70		001100		001200		001350	001450							
1.00				001650	001750	001850	001950							
1.60				002800		002400	000004							
2.20														
Carton coil length (m)	1000	1000	1000	1000	1000	1000	1000	1000	1000	1000	1000	1000	1000	1000

Missing catalog numbers available upon request.

→ DRIPLINES TECHNICAL DATA

MODEL	INSIDE DIAMETER (MM)	WALL THICKNESS (MM)	OUTSIDE DIAMETER (MM)	MAX. WORKING PRESSURE (BAR)	MAXIMUM FLUSHING PRESSURE (BAR)	KD
22150	22.20	0.38	22.96	1.8	2.1	0.02

→ DRIPLINES PACKAGE DATA (ON CARTON COIL)

MODEL	WALL THICKNESS (MM)	DISTANCE BETWEEN DRIPPERS (M)	COIL LENGTH (M)	AVERAGE* COIL WEIGHT (KG)	COILS PER PALLET (UNITS)	COILS IN A 40 FEET CONTAINER (UNITS)	TOTAL IN A 40 FEET CONTAINER (M)
22150	0.38	0.15 to 0.25	1000	27.6	16	640	640000
		0.30 to 1.00	1000	27.2			640000

* Calculated weight average. For further details see "Average Coil Weight Disclaimer".

Typhoon™ Plus 22180 (with flap outlet)

Catalog number 15731 - (any of below 6 digits)

FLOW RATE (L/H)	DISTANCE BETWEEN DRIPPERS (M)													
	0.15	0.20	0.25	0.30	0.35	0.40	0.50	0.60	0.65	0.70	0.75	0.80	0.90	1.00
0.50														
0.70														
1.00														
1.60														
2.20														
Carton coil length (m)	800	800	800	900	900	900	900	900	900	900	900	900	900	900

Missing catalog numbers available upon request.

Typhoon™ Plus 22180 (with hole outlet)

Catalog number 15731 - (any of below 6 digits)

FLOW RATE (L/H)	DISTANCE BETWEEN DRIPPERS (M)													
	0.15	0.20	0.25	0.30	0.35	0.40	0.50	0.60	0.65	0.70	0.75	0.80	0.90	1.00
0.50														
0.70														
1.00														
1.60				000001										
2.20														
Carton coil length (m)	800	800	800	900	900	900	900	900	900	900	900	900	900	900

Missing catalog numbers available upon request.

→ DRIPLINES TECHNICAL DATA

MODEL	INSIDE DIAMETER (MM)	WALL THICKNESS (MM)	OUTSIDE DIAMETER (MM)	MAX. WORKING PRESSURE (BAR)	MAXIMUM FLUSHING PRESSURE (BAR)	KD
22180	22.20	0.45	23.10	2.1	2.4	0.02

→ DRIPLINES PACKAGE DATA (ON CARTON COIL)

MODEL	WALL THICKNESS (MM)	DISTANCE BETWEEN DRIPPERS (M)	COIL LENGTH (M)	AVERAGE* COIL WEIGHT (KG)	COILS PER PALLET (UNITS)	COILS IN A 40 FEET CONTAINER (UNITS)	TOTAL IN A 40 FEET CONTAINER (M)
22180	0.45	0.15 to 0.25	800	26.0	16	640	512000
		0.30 to 1.00	900	28.8			576000

* Calculated weight average. For further details see "Average Coil Weight Disclaimer".

Typhoon™ Plus 25135 (with flap outlet)

Catalog number 15740 - (any of below 6 digits)

FLOW RATE (L/H)	DISTANCE BETWEEN DRIPPERS (M)													
	0.15	0.20	0.25	0.30	0.35	0.40	0.50	0.60	0.65	0.70	0.75	0.80	0.90	1.00
0.50														
0.70				001200										
1.00						001250	001300							
1.60						001450	001500							
2.20														
Carton coil length (m)	900	900	900	1000	1000	1000	1000	1000	1000	1000	1000	1000	1000	1000

Missing catalog numbers available upon request.

Typhoon™ Plus 25135 (with hole outlet)

Catalog number 15740 - (any of below 6 digits)

FLOW RATE (L/H)	DISTANCE BETWEEN DRIPPERS (M)													
	0.15	0.20	0.25	0.30	0.35	0.40	0.50	0.60	0.65	0.70	0.75	0.80	0.90	1.00
0.50														
0.70														
1.00														
1.60				001350		001400								
2.20														
Carton coil length (m)	900	900	900	1000	1000	1000	1000	1000	1000	1000	1000	1000	1000	1000

Missing catalog numbers available upon request.

→ DRIPLINES TECHNICAL DATA

MODEL	INSIDE DIAMETER (MM)	WALL THICKNESS (MM)	OUTSIDE DIAMETER (MM)	MAX. WORKING PRESSURE (BAR)	MAXIMUM FLUSHING PRESSURE (BAR)	KD
25135	25.00	0.34	25.68	1.2	1.4	0.01

→ DRIPLINES PACKAGE DATA (ON CARTON COIL)

MODEL	WALL THICKNESS (MM)	DISTANCE BETWEEN DRIPPERS (M)	COIL LENGTH (M)	AVERAGE* COIL WEIGHT (KG)	COILS PER PALLET (UNITS)	COILS IN A 40 FEET CONTAINER (UNITS)	TOTAL IN A 40 FEET CONTAINER (M)
25135	0.34	0.15 to 0.25	900	25.0	16	640	576000
		0.30 to 1.00	1000	27.3			640000

* Calculated weight average. For further details see "Average Coil Weight Disclaimer".

Typhoon™ Plus 25150 (with flap outlet)

Catalog number 15745 - (any of below 6 digits)

FLOW RATE (L/H)	DISTANCE BETWEEN DRIPPERS (M)													
	0.15	0.20	0.25	0.30	0.35	0.40	0.50	0.60	0.65	0.70	0.75	0.80	0.90	1.00
0.50						000500								
0.70				001200										
1.00				001250		001300	001350	001400						
1.60							001450	001500						
2.20														
Carton coil length (m)	900	900	900	900	900	900	900	900	900	900	900	900	900	900

Missing catalog numbers available upon request.

Typhoon™ Plus 25150 (with hole outlet)

Catalog number 15745 - (any of below 6 digits)

FLOW RATE (L/H)	DISTANCE BETWEEN DRIPPERS (M)													
	0.15	0.20	0.25	0.30	0.35	0.40	0.50	0.60	0.65	0.70	0.75	0.80	0.90	1.00
0.50														
0.70														
1.00														
1.60														
2.20														
Carton coil length (m)	900	900	900	900	900	900	900	900	900	900	900	900	900	900

Missing catalog numbers available upon request.

→ DRIPLINES TECHNICAL DATA

MODEL	INSIDE DIAMETER (MM)	WALL THICKNESS (MM)	OUTSIDE DIAMETER (MM)	MAX. WORKING PRESSURE (BAR)	MAXIMUM FLUSHING PRESSURE (BAR)	KD
25150	25.00	0.38	25.76	1.4	1.6	0.01

→ DRIPLINES PACKAGE DATA (ON CARTON COIL)

MODEL	WALL THICKNESS (MM)	DISTANCE BETWEEN DRIPPERS (M)	COIL LENGTH (M)	AVERAGE* COIL WEIGHT (KG)	COILS PER PALLET (UNITS)	COILS IN A 40 FEET CONTAINER (UNITS)	TOTAL IN A 40 FEET CONTAINER (M)
25150	0.38	0.15 to 0.25	900	27.7	16	640	576000
		0.30 to 1.00	900	27.4			576000

* Calculated weight average. For further details see "Average Coil Weight Disclaimer".

Streamline™ X

Integral non pressure-compensated,
high clogging resistance dripper,
for single season applications

→ 12060 - 12080 - 16050 - 16060 - 16070 - 16080
16100 - 22050 - 22060 - 22070 - 22080 - 22100



Tough



High clogging
resistance



Self-cleaning
labyrinth

/ Benefits & Features

- **Toughness** Streamline™ X is the toughest thin-wall dripline ever made, it incorporates a unique ribbed surface that acts as a barrier between the ground and the dripline, making deployment and retrieval smoother than ever before.
- **Durable** Streamline™ X incorporates internal and external reinforcement ribs that enhance the dripline robustness and help protect the pipe from damages on the pipe surface and close to the dripper.
- **High clogging resistance** With self-cleaning labyrinth that flushes debris throughout operation.
- **Wide filtration area** Ensures optimal performance even under harsh water conditions, preventing the entrance of sediments into the drippers.
- **TurboNet™** Labyrinth ensures wide water passages, large deep and wide cross section that improves clogging resistance.

/ Specifications

- ✓ Streamline™ X dripline are available with hole or flap outlet. The 0.35 LPH has a sand barrier so only a hole is possible with this flow.
- ✓ Recommended filtration: According to drippers flow rate. Filtration method selected based on the kind and concentration of dirt particles contained in the water. Wherever sand exceeding 2 ppm exists in the water, a Hydrocyclone shall be installed before the main filter. Where sand/silt/clay solids exceed 100 ppm, pre treatment shall be applied following Netafim expert instructions.
- ✓ TurboNet™ labyrinth with large water passage.
- ✓ Weldable into thin wall driplines (0.13, 0.15, 0.18, 0.20, 0.25 mm).
- ✓ Injected dripper, very low CV.
- ✓ High UV resistant. Resistant to standard nutrients used in agriculture.
- ✓ Two clear and visible orange stripes mark the drippers upward position to ensure proper laying of the laterals.
- ✓ Streamline™ X driplines meet ISO 9261 Standards with Israel Standard Institute (SII)-certified production.

→ DRIPPERS TECHNICAL DATA

12060, 16050, 16060, 16070, 22050, 22060, 22070 - 0.13, 0.15, 0.18 mm wall thickness driplines

FLOW RATE* (L/H)	MAX. WORKING PRESSURE** (BAR)	WATER PASSAGES DIMENSIONS WIDTH-DEPTH-LENGTH (MM)	FILTRATION AREA (MM ²)	CONSTANT K	EXPONENT X	RECOMMENDED FILTRATION (MICRON)/(MESH)
0.35	0.8 up to 1.9	0.35 x 0.34 x 23	12	0.116	0.48	130/120
0.80		0.59 x 0.33 x 25	12	0.265	0.48	130/120
1.10		0.51 x 0.44 x 13	14	0.392	0.45	130/120
1.60		0.65 x 0.55 x 13	15	0.568	0.45	130/120
2.20		0.72 x 0.65 x 13	15	0.780	0.45	130/120
2.80		0.84 x 0.73 x 13	15	0.993	0.45	200/80

* Flow rate at 1.0 bar pressure **According to driplines wall thicknesses and inside diameters

→ DRIPPERS TECHNICAL DATA

12080, 16080, 16100, 22080, 22100 - 0.20, 0.25 wall thickness driplines

FLOW RATE* (L/H)	MAX. WORKING PRESSURE** (BAR)	WATER PASSAGES DIMENSIONS WIDTH-DEPTH-LENGTH (MM)	FILTRATION AREA (MM ²)	CONSTANT K	EXPONENT X	RECOMMENDED FILTRATION (MICRON)/(MESH)
0.35	1.0/1.1/1.2/1.4	0.35 x 0.34 x 23	12	0.116	0.48	130/120
0.72		0.59 x 0.33 x 25	12	0.238	0.48	130/120
1.05		0.51 x 0.44 x 13	14	0.373	0.45	130/120
1.60		0.65 x 0.55 x 13	15	0.568	0.45	130/120
2.20		0.72 x 0.65 x 13	15	0.780	0.45	130/120
2.80		0.84 x 0.73 x 13	15	0.993	0.45	200/80

* Flow rate at 1.0 bar **According to driplines inside diameter

Streamline™ X 12060 (with flap outlet)

Catalog number 16370 - (any of below 6 digits)

FLOW RATE (L/H)	DISTANCE BETWEEN DRIPPERS (M)													
	0.15	0.20	0.25	0.30	0.35	0.40	0.50	0.60	0.65	0.70	0.75	0.80	0.90	1.00
0.35														
0.80														
1.10														
1.60														
2.20														
2.80														
Carton coil length (m)	3000	3000	3000	3200	3200	3200	3200	3200	3200	3200	3200	3200	3200	3200

Missing catalog numbers available upon request.

Streamline™ X 12060 (with hole outlet)

Catalog number 16370 - (any of below 6 digits)

FLOW RATE (L/H)	DISTANCE BETWEEN DRIPPERS (M)													
	0.15	0.20	0.25	0.30	0.35	0.40	0.50	0.60	0.65	0.70	0.75	0.80	0.90	1.00
0.35														
0.80				000003										
1.10		000002												
1.60				000001										
2.20														
2.80														
Carton coil length (m)	3000	3000	3000	3200	3200	3200	3200	3200	3200	3200	3200	3200	3200	3200

Missing catalog numbers available upon request.

→ DRIPLINES TECHNICAL DATA

MODEL	INSIDE DIAMETER (MM)	WALL THICKNESS (MM)	OUTSIDE DIAMETER (MM)	MAX. WORKING PRESSURE (BAR)	MAXIMUM FLUSHING PRESSURE (BAR)	KD
12060	11.8	0.15	12.10	1.60	1.8	0.15

→ DRIPLINES PACKAGE DATA (ON CARTON COIL)

MODEL	WALL THICKNESS (MM)	DISTANCE BETWEEN DRIPPERS (M)	COIL LENGTH (M)	AVERAGE* COIL WEIGHT (KG)	COILS PER PALLET (UNITS)	COILS IN A 40 FEET CONTAINER (UNITS)	TOTAL IN A 40 FEET CONTAINER (M)
12060	0.15	0.15 to 0.25	3000	22.1	16	640	1920000
		0.30 to 1.00	3200	21.2			2048000

* Calculated weight average. For further details see "Average Coil Weight Disclaimer".

Streamline™ X 12080 (with flap outlet)

Catalog number 16371 - (any of below 6 digits)

FLOW RATE (L/H)	DISTANCE BETWEEN DRIPPERS (M)													
	0.15	0.20	0.25	0.30	0.35	0.40	0.50	0.60	0.65	0.70	0.75	0.80	0.90	1.00
0.35														
0.72														
1.05														
1.60														
2.20														
2.80														
Carton coil length (m)	2800	3000	3000	3000	3000	3000	3000	3000	3000	3000	3000	3000	3000	3000

Missing catalog numbers available upon request.

Streamline™ X 12080 (with hole outlet)

Catalog number 16371 - (any of below 6 digits)

FLOW RATE (L/H)	DISTANCE BETWEEN DRIPPERS (M)													
	0.15	0.20	0.25	0.30	0.35	0.40	0.50	0.60	0.65	0.70	0.75	0.80	0.90	1.00
0.35														
0.72		000003												
1.05	000004	000002												
1.60	000005			000001										
2.20														
2.80														
Carton coil length (m)	2800	3000	3000	3000	3000	3000	3000	3000	3000	3000	3000	3000	3000	3000

Missing catalog numbers available upon request.

→ DRIPLINES TECHNICAL DATA

MODEL	INSIDE DIAMETER (MM)	WALL THICKNESS (MM)	OUTSIDE DIAMETER (MM)	MAX. WORKING PRESSURE (BAR)	MAXIMUM FLUSHING PRESSURE (BAR)	KD
12080	11.80	0.20	12.20	1.90	2.2	0.15

→ DRIPLINES PACKAGE DATA (ON CARTON COIL)

MODEL	WALL THICKNESS (MM)	DISTANCE BETWEEN DRIPPERS (M)	COIL LENGTH (M)	AVERAGE* COIL WEIGHT (KG)	COILS PER PALLET (UNITS)	COILS IN A 40 FEET CONTAINER (UNITS)	TOTAL IN A 40 FEET CONTAINER (M)
12080	0.20	0.15	2800	24.5	16	640	1792000
		0.20 to 1.00	3000	23.8			1920000

* Calculated weight average. For further details see "Average Coil Weight Disclaimer".

Streamline™ X 16050 (with flap outlet)

Catalog number 16380 - (any of below 6 digits)

FLOW RATE (L/H)	DISTANCE BETWEEN DRIPPERS (M)													
	0.15	0.20	0.25	0.30	0.35	0.40	0.50	0.60	0.65	0.70	0.75	0.80	0.90	1.00
0.35		000055												
0.80		000027				000056								
1.10		000042		000051		000031								
1.60														
2.20														
2.80														
Carton coil length (m)	3200	3200	3200	3600	3600	3600	3600	3600	3600	3600	3600	3600	3600	3600

Missing catalog numbers available upon request.

Streamline™ X 16050 (with hole outlet)

Catalog number 16380 - (any of below 6 digits)

FLOW RATE (L/H)	DISTANCE BETWEEN DRIPPERS (M)													
	0.15	0.20	0.25	0.30	0.35	0.40	0.50	0.60	0.65	0.70	0.75	0.80	0.90	1.00
0.35		000045		000060										
0.80		000005		000010		000006		000046						
1.10	000008	000009		000013		000011		000047						
1.60	000014	000015		000001		000057	000032							
2.20	000016	000017		000018										
2.80						000053								
Carton coil length (m)	3200	3200	3200	3600	3600	3600	3600	3600	3600	3600	3600	3600	3600	3600

Missing catalog numbers available upon request.

→ DRIPLINES TECHNICAL DATA

MODEL	INSIDE DIAMETER (MM)	WALL THICKNESS (MM)	OUTSIDE DIAMETER (MM)	MAX. WORKING PRESSURE (BAR)	MAXIMUM FLUSHING PRESSURE (BAR)	KD
16050	16.20	0.13	16.46	0.80	0.9	0.10

→ DRIPLINES PACKAGE DATA (ON CARTON COIL)

MODEL	WALL THICKNESS (MM)	DISTANCE BETWEEN DRIPPERS (M)	COIL LENGTH (M)	AVERAGE* COIL WEIGHT (KG)	COILS PER PALLET (UNITS)	COILS IN A 40 FEET CONTAINER (UNITS)	TOTAL IN A 40 FEET CONTAINER (M)
16050	0.13	0.15 to 0.25	3200	24.5	16	640	2048000
		0.30 to 1.00	3600	25.6			2304000

* Calculated weight average. For further details see "Average Coil Weight Disclaimer".

Streamline™ X 16060 (with flap outlet)

Catalog number 16382 - (any of below 6 digits)

FLOW RATE (L/H)	DISTANCE BETWEEN DRIPPERS (M)													
	0.15	0.20	0.25	0.30	0.35	0.40	0.50	0.60	0.65	0.70	0.75	0.80	0.90	1.00
0.35		000075		000076										
0.80		000034		000013		000014	000038							
1.10	000061	000012		000015		000016	000037	000033						
1.60		000063		000026		000032								
2.20														
2.80														
Carton coil length (m)	2600	2600	2600	3000	3000	3000	3000	3000	3000	3000	3000	3000	3000	3000

Missing catalog numbers available upon request.

Streamline™ X 16060 (with hole outlet)

Catalog number 16382 - (any of below 6 digits)

FLOW RATE (L/H)	DISTANCE BETWEEN DRIPPERS (M)													
	0.15	0.20	0.25	0.30	0.35	0.40	0.50	0.60	0.65	0.70	0.75	0.80	0.90	1.00
0.35	000056	000073												
0.80		000020		000005		000006	000007	000046						
1.10	000021	000002	000043	000008		000009	000004					000058		
1.60	000022	000003	000044	000001		000035	000049	000045						
2.20	000023	000019	000042	000011		000041	000064							
2.80		000018	000057	000017		000027								
Carton coil length (m)	2600	2600	2600	3000	3000	3000	3000	3000	3000	3000	3000	3000	3000	3000

Missing catalog numbers available upon request.

→ DRIPLINES TECHNICAL DATA

MODEL	INSIDE DIAMETER (MM)	WALL THICKNESS (MM)	OUTSIDE DIAMETER (MM)	MAX. WORKING PRESSURE (BAR)	MAXIMUM FLUSHING PRESSURE (BAR)	KD
16060	16.20	0.15	16.50	1.00	1.2	0.10

→ DRIPLINES PACKAGE DATA (ON CARTON COIL)

MODEL	WALL THICKNESS (MM)	DISTANCE BETWEEN DRIPPERS (M)	COIL LENGTH (M)	AVERAGE* COIL WEIGHT (KG)	COILS PER PALLET (UNITS)	COILS IN A 40 FEET CONTAINER (UNITS)	TOTAL IN A 40 FEET CONTAINER (M)
16060	0.15	0.15 to 0.25	2600	21.5	16	640	1664000
		0.30 to 1.00	3000	24.0			1920000

* Calculated weight average. For further details see "Average Coil Weight Disclaimer".

Streamline™ X 16070 (with flap outlet)

Catalog number 16383 - (any of below 6 digits)

FLOW RATE (L/H)	DISTANCE BETWEEN DRIPPERS (M)													
	0.15	0.20	0.25	0.30	0.35	0.40	0.50	0.60	0.65	0.70	0.75	0.80	0.90	1.00
0.35														
0.80														
1.10														
1.60														
2.20														
2.80														
Carton coil length (m)	2500	2500	2500	2800	2800	2800	2800	2800	2800	2800	2800	2800	2800	2800

Missing catalog numbers available upon request.

Streamline™ X 16070 (with hole outlet)

Catalog number 16383 - (any of below 6 digits)

FLOW RATE (L/H)	DISTANCE BETWEEN DRIPPERS (M)													
	0.15	0.20	0.25	0.30	0.35	0.40	0.50	0.60	0.65	0.70	0.75	0.80	0.90	1.00
0.35														
0.80														
1.10														
1.60		000003		000001		000005								
2.20		000006	000007	000002										
2.80														
Carton coil length (m)	2500	2500	2500	2800	2800	2800	2800	2800	2800	2800	2800	2800	2800	2800

Missing catalog numbers available upon request.

→ DRIPLINES TECHNICAL DATA

MODEL	INSIDE DIAMETER (MM)	WALL THICKNESS (MM)	OUTSIDE DIAMETER (MM)	MAX. WORKING PRESSURE (BAR)	MAXIMUM FLUSHING PRESSURE (BAR)	KD
16070	16.20	0.18	16.56	1.10	1.3	0.10

→ DRIPLINES PACKAGE DATA (ON CARTON COIL)

MODEL	WALL THICKNESS (MM)	DISTANCE BETWEEN DRIPPERS (M)	COIL LENGTH (M)	AVERAGE* COIL WEIGHT (KG)	COILS PER PALLET (UNITS)	COILS IN A 40 FEET CONTAINER (UNITS)	TOTAL IN A 40 FEET CONTAINER (M)
16070	0.18	0.15 to 0.25	2500	22.5	16	640	1600000
		0.30 to 1.00	2800	26.5			1792000

* Calculated weight average. For further details see "Average Coil Weight Disclaimer".

Streamline™ X 16080 (with flap outlet)

Catalog number 16384 - (any of below 6 digits)

FLOW RATE (L/H)	DISTANCE BETWEEN DRIPPERS (M)													
	0.15	0.20	0.25	0.30	0.35	0.40	0.50	0.60	0.65	0.70	0.75	0.80	0.90	1.00
0.35														
0.72		000007		000005		000006	000034							
1.05	000035	000008	000036	000009		000010	000037	000028						
1.60		000044		000026		000027								
2.20						000041								
2.80														
Carton coil length (m)	2200	2200	2200	2500	2500	2500	2500	2500	2500	2500	2500	2500	2500	2500

Missing catalog numbers available upon request.

Streamline™ X 16080 (with hole outlet)

Catalog number 16384 - (any of below 6 digits)

FLOW RATE (L/H)	DISTANCE BETWEEN DRIPPERS (M)													
	0.15	0.20	0.25	0.30	0.35	0.40	0.50	0.60	0.65	0.70	0.75	0.80	0.90	1.00
0.35	000087													
0.72	000071	000032	000080	000004		000033	000075							
1.05	000011	000012	000047	000003		000013	000014							000076
1.60	000023	000002	000043	000001		000020	000021							
2.20	000015	000016	000042	000017		000018	000019							
2.80		000040	000046	000045										
Carton coil length (m)	2200	2200	2200	2500	2500	2500	2500	2500	2500	2500	2500	2500	2500	2500

Missing catalog numbers available upon request.

→ DRIPLINES TECHNICAL DATA

MODEL	INSIDE DIAMETER (MM)	WALL THICKNESS (MM)	OUTSIDE DIAMETER (MM)	MAX. WORKING PRESSURE (BAR)	MAXIMUM FLUSHING PRESSURE (BAR)	KD
16080	16.20	0.20	16.60	1.20	1.4	0.10

→ DRIPLINES PACKAGE DATA (ON CARTON COIL)

MODEL	WALL THICKNESS (MM)	DISTANCE BETWEEN DRIPPERS (M)	COIL LENGTH (M)	AVERAGE* COIL WEIGHT (KG)	COILS PER PALLET (UNITS)	COILS IN A 40 FEET CONTAINER (UNITS)	TOTAL IN A 40 FEET CONTAINER (M)
16080	0.20	0.15 to 0.25	2200	23.7	16	640	1408000
		0.30 to 1.00	2500	26.3			1600000

* Calculated weight average. For further details see "Average Coil Weight Disclaimer".

Streamline™ X 16100 (with flap outlet)

Catalog number 16385 - (any of below 6 digits)

FLOW RATE (L/H)	DISTANCE BETWEEN DRIPPERS (M)													
	0.15	0.20	0.25	0.30	0.35	0.40	0.50	0.60	0.65	0.70	0.75	0.80	0.90	1.00
0.35														
0.72														
1.05		000008		000030		000024								
1.60														
2.20														
2.80				000031										
Carton coil length (m)	1800	1800	1800	2000	2000	2000	2000	2000	2000	2000	2000	2000	2000	2000

Missing catalog numbers available upon request.

Streamline™ X 16100 (with hole outlet)

Catalog number 16385 - (any of below 6 digits)

FLOW RATE (L/H)	DISTANCE BETWEEN DRIPPERS (M)													
	0.15	0.20	0.25	0.30	0.35	0.40	0.50	0.60	0.65	0.70	0.75	0.80	0.90	1.00
0.35														
0.72	000023	000020		000017			000026							
1.05		000028	000019	000015		000022	000016							
1.60		000001		000002		000020	000025							
2.20		000014	000029	000027		000013	000021							
2.80														
Carton coil length (m)	1800	1800	1800	2000	2000	2000	2000	2000	2000	2000	2000	2000	2000	2000

Missing catalog numbers available upon request.

→ DRIPLINES TECHNICAL DATA

MODEL	INSIDE DIAMETER (MM)	WALL THICKNESS (MM)	OUTSIDE DIAMETER (MM)	MAX. WORKING PRESSURE (BAR)	MAXIMUM FLUSHING PRESSURE (BAR)	KD
16100	16.20	0.25	16.70	1.40	1.6	0.10

→ DRIPLINES PACKAGE DATA (ON CARTON COIL)

MODEL	WALL THICKNESS (MM)	DISTANCE BETWEEN DRIPPERS (M)	COIL LENGTH (M)	AVERAGE* COIL WEIGHT (KG)	COILS PER PALLET (UNITS)	COILS IN A 40 FEET CONTAINER (UNITS)	TOTAL IN A 40 FEET CONTAINER (M)
16100	0.25	0.15 to 0.25	1800	23.6	16	640	1152000
		0.30 to 1.00	2000	25.9			1280000

* Calculated weight average. For further details see "Average Coil Weight Disclaimer".

Streamline™ X 22050 (with flap outlet)

Catalog number 16389 - (any of below 6 digits)

FLOW RATE (L/H)	DISTANCE BETWEEN DRIPPERS (M)													
	0.15	0.20	0.25	0.30	0.35	0.40	0.50	0.60	0.65	0.70	0.75	0.80	0.90	1.00
0.35														
0.80														
1.10														
1.60														
2.20														
2.80														
Carton coil length (m)	2800	2800	2800	3000	3000	3000	3000	3000	3000	3000	3000	3000	3000	3000

Missing catalog numbers available upon request.

Streamline™ X 22050 (with hole outlet)

Catalog number 16389 - (any of below 6 digits)

FLOW RATE (L/H)	DISTANCE BETWEEN DRIPPERS (M)													
	0.15	0.20	0.25	0.30	0.35	0.40	0.50	0.60	0.65	0.70	0.75	0.80	0.90	1.00
0.35														
0.80														
1.10		000001												
1.60				000002										
2.20														
2.80														
Carton coil length (m)	2800	2800	2800	3000	3000	3000	3000	3000	3000	3000	3000	3000	3000	3000

Missing catalog numbers available upon request.

→ DRIPLINES TECHNICAL DATA

MODEL	INSIDE DIAMETER (MM)	WALL THICKNESS (MM)	OUTSIDE DIAMETER (MM)	MAX. WORKING PRESSURE (BAR)	MAXIMUM FLUSHING PRESSURE (BAR)	KD
22050	22.20	0.13	22.46	0.75	0.9	0.01

→ DRIPLINES PACKAGE DATA (ON CARTON COIL)

MODEL	WALL THICKNESS (MM)	DISTANCE BETWEEN DRIPPERS (M)	COIL LENGTH (M)	AVERAGE* COIL WEIGHT (KG)	COILS PER PALLET (UNITS)	COILS IN A 40 FEET CONTAINER (UNITS)	TOTAL IN A 40 FEET CONTAINER (M)
22050	0.15	0.15 to 0.25	2800	26.0	16	640	1792000
		0.30 to 1.00	3000	27.9			1920000

* Calculated weight average. For further details see "Average Coil Weight Disclaimer".

Streamline™ X 22060 (with flap outlet)

Catalog number 16390 - (any of below 6 digits)

FLOW RATE (L/H)	DISTANCE BETWEEN DRIPPERS (M)													
	0.15	0.20	0.25	0.30	0.35	0.40	0.50	0.60	0.65	0.70	0.75	0.80	0.90	1.00
0.35	000020													
0.80		000022		000010		000011	000013							
1.10		000021		000009		000012	000014							
1.60														
2.20														
2.80														
Carton coil length (m)	2200	2200	2200	2400	2400	2400	2400	2400	2400	2400	2400	2400	2400	2400

Missing catalog numbers available upon request.

Streamline™ X 22060 (with hole outlet)

Catalog number 16390 - (any of below 6 digits)

FLOW RATE (L/H)	DISTANCE BETWEEN DRIPPERS (M)													
	0.15	0.20	0.25	0.30	0.35	0.40	0.50	0.60	0.65	0.70	0.75	0.80	0.90	1.00
0.35														
0.80		000023		000003		000004	000005							
1.10		000008		000002		000006	000007							
1.60		000015	000024	000001		000016								
2.20				000018										
2.80														
Carton coil length (m)	2200	2200	2200	2400	2400	2400	2400	2400	2400	2400	2400	2400	2400	2400

Missing catalog numbers available upon request.

→ DRIPLINES TECHNICAL DATA

MODEL	INSIDE DIAMETER (MM)	WALL THICKNESS (MM)	OUTSIDE DIAMETER (MM)	MAX. WORKING PRESSURE (BAR)	MAXIMUM FLUSHING PRESSURE (BAR)	KD
22060	22.20	0.15	22.50	0.80	0.9	0.01

→ DRIPLINES PACKAGE DATA (ON CARTON COIL)

MODEL	WALL THICKNESS (MM)	DISTANCE BETWEEN DRIPPERS (M)	COIL LENGTH (M)	AVERAGE* COIL WEIGHT (KG)	COILS PER PALLET (UNITS)	COILS IN A 40 FEET CONTAINER (UNITS)	TOTAL IN A 40 FEET CONTAINER (M)
22060	0.15	0.15 to 0.25	2200	23.5	16	640	1408000
		0.30 to 1.00	2400	26.0			1536000

* Calculated weight average. For further details see "Average Coil Weight Disclaimer".

Streamline™ X 22070 (with flap outlet)

Catalog number 16393 - (any of below 6 digits)

FLOW RATE (L/H)	DISTANCE BETWEEN DRIPPERS (M)													
	0.15	0.20	0.25	0.30	0.35	0.40	0.50	0.60	0.65	0.70	0.75	0.80	0.90	1.00
0.35														
0.80														
1.10														
1.60														
2.20														
2.80														
Carton coil length (m)	1800	1800	1800	2000	2000	2000	2000	2000	2000	2000	2000	2000	2000	2000

Missing catalog numbers available upon request.

Streamline™ X 22070 (with hole outlet)

Catalog number 16393 - (any of below 6 digits)

FLOW RATE (L/H)	DISTANCE BETWEEN DRIPPERS (M)													
	0.15	0.20	0.25	0.30	0.35	0.40	0.50	0.60	0.65	0.70	0.75	0.80	0.90	1.00
0.35														
0.80														
1.10														
1.60				000001										
2.20														
2.80														
Carton coil length (m)	1800	1800	1800	2000	2000	2000	2000	2000	2000	2000	2000	2000	2000	2000

Missing catalog numbers available upon request.

→ DRIPLINES TECHNICAL DATA

MODEL	INSIDE DIAMETER (MM)	WALL THICKNESS (MM)	OUTSIDE DIAMETER (MM)	MAX. WORKING PRESSURE (BAR)	MAXIMUM FLUSHING PRESSURE (BAR)	KD
22070	22.20	0.18	22.56	0.90	1.0	0.01

→ DRIPLINES PACKAGE DATA (ON CARTON COIL)

MODEL	WALL THICKNESS (MM)	DISTANCE BETWEEN DRIPPERS (M)	COIL LENGTH (M)	AVERAGE* COIL WEIGHT (KG)	COILS PER PALLET (UNITS)	COILS IN A 40 FEET CONTAINER (UNITS)	TOTAL IN A 40 FEET CONTAINER (M)
22070	0.18	0.15 to 0.25	1800	23.7	16	640	1152000
		0.30 to 1.00	2000	25.8			1280000

* Calculated weight average. For further details see "Average Coil Weight Disclaimer".

Streamline™ X 22080 (with flap outlet)

Catalog number 16391 - (any of below 6 digits)

FLOW RATE (L/H)	DISTANCE BETWEEN DRIPPERS (M)													
	0.15	0.20	0.25	0.30	0.35	0.40	0.50	0.60	0.65	0.70	0.75	0.80	0.90	1.00
0.35		000028				000041								
0.72		000030		000008		000009	000010							
1.05		000011		000002		000012	000026							
1.60		000013		000029			000043							
2.20														
2.80														
Carton coil length (m)	1600	1600	1600	1800	1800	1800	1800	1800	1800	1800	1800	1800	1800	1800

Missing catalog numbers available upon request.

Streamline™ X 22080 (with hole outlet)

Catalog number 16391 - (any of below 6 digits)

FLOW RATE (L/H)	DISTANCE BETWEEN DRIPPERS (M)													
	0.15	0.20	0.25	0.30	0.35	0.40	0.50	0.60	0.65	0.70	0.75	0.80	0.90	1.00
0.35														
0.72		000036		000014	000003	000015	000016							
1.05		000035		000001		000006	000005							000032
1.60		000034	000040	000023		000031								
2.20		000033	000037	000022		000042								
2.80							000024							
Carton coil length (m)	1600	1600	1600	1800	1800	1800	1800	1800	1800	1800	1800	1800	1800	1800

Missing catalog numbers available upon request.

→ DRIPLINES TECHNICAL DATA

MODEL	INSIDE DIAMETER (MM)	WALL THICKNESS (MM)	OUTSIDE DIAMETER (MM)	MAX. WORKING PRESSURE (BAR)	MAXIMUM FLUSHING PRESSURE (BAR)	KD
22080	22.20	0.20	22.60	1.00	1.2	0.01

→ DRIPLINES PACKAGE DATA (ON CARTON COIL)

MODEL	WALL THICKNESS (MM)	DISTANCE BETWEEN DRIPPERS (M)	COIL LENGTH (M)	AVERAGE* COIL WEIGHT (KG)	COILS PER PALLET (UNITS)	COILS IN A 40 FEET CONTAINER (UNITS)	TOTAL IN A 40 FEET CONTAINER (M)
22080	0.20	0.15 to 0.25	1600	23.6	16	640	1024000
		0.30 to 1.00	1800	25.6			1152000

* Calculated weight average. For further details see "Average Coil Weight Disclaimer".

Streamline™ X 22100 (with flap outlet)

Catalog number 16392 - (any of below 6 digits)

FLOW RATE (L/H)	DISTANCE BETWEEN DRIPPERS (M)													
	0.15	0.20	0.25	0.30	0.35	0.40	0.50	0.60	0.65	0.70	0.75	0.80	0.90	1.00
0.35														
0.72		000018		000020										
1.05		000019		000001			000029							
1.60														
2.20														
2.80														
Carton coil length (m)	1200	1200	1200	1500	1500	1500	1500	1500	1500	1500	1500	1500	1500	1500

Missing catalog numbers available upon request.

Streamline™ X 22100 (with hole outlet)

Catalog number 16392 - (any of below 6 digits)

FLOW RATE (L/H)	DISTANCE BETWEEN DRIPPERS (M)													
	0.15	0.20	0.25	0.30	0.35	0.40	0.50	0.60	0.65	0.70	0.75	0.80	0.90	1.00
0.35														
0.72				000002	000022									
1.05						000017								
1.60		000025	000024	000027		000016	000028							
2.20														
2.80														
Carton coil length (m)	1200	1200	1200	1500	1500	1500	1500	1500	1500	1500	1500	1500	1500	1500

Missing catalog numbers available upon request.

→ DRIPLINES TECHNICAL DATA

MODEL	INSIDE DIAMETER (MM)	WALL THICKNESS (MM)	OUTSIDE DIAMETER (MM)	MAX. WORKING PRESSURE (BAR)	MAXIMUM FLUSHING PRESSURE (BAR)	KD
22100	22.20	0.25	22.70	1.10	1.3	0.01

→ DRIPLINES PACKAGE DATA (ON CARTON COIL)

MODEL	WALL THICKNESS (MM)	DISTANCE BETWEEN DRIPPERS (M)	COIL LENGTH (M)	AVERAGE* COIL WEIGHT (KG)	COILS PER PALLET (UNITS)	COILS IN A 40 FEET CONTAINER (UNITS)	TOTAL IN A 40 FEET CONTAINER (M)
22100	0.25	0.15 to 0.25	1200	22.0	16	640	768000
		0.30 to 1.00	1500	26.6			960000

* Calculated weight average. For further details see "Average Coil Weight Disclaimer".

Microdrip

Small diameter, non pressure-compensated dripper, dripline for small fields, irrigation kits, and nurseries



Small diameter



High clogging resistance



Self-cleaning labyrinth

/ Benefits & Features

- **Economic** Small diameter that fits small farms with short laterals, irrigation kits, nurseries, and kitchen gardens.
- **High clogging resistance** Even with poor quality water, with self-cleaning labyrinth that flushes debris throughout operation.
- **Wide filtration area** Ensures optimal performance even under harsh water conditions, preventing the entrance of sediments into the drippers.
- **TurboNet™** Labyrinth ensures wide water passages, large deep and wide cross section that improves clogging resistance.

/ Specifications

- ✓ Recommended filtration: 130 micron / 120 mesh. Filtration method selected based on the kind and concentration of dirt particles contained in the water. Wherever sand exceeding 2 ppm exists in the water, a Hydrocyclone shall be installed before the main filter. Where sand/silt/clay solids exceed 100 ppm, pre treatment shall be applied following Netafim expert instructions.
- ✓ TurboNet™ labyrinth with large water passage.
- ✓ Weldable into medium wall driplines (0.80 mm).
- ✓ Injected dripper, very low CV.
- ✓ High UV resistant. Resistant to standard nutrients used in agriculture.
- ✓ Microdrip driplines meet ISO 9261 Standards with Israel Standard Institute (SII)-certified production.

→ DRIPPERS TECHNICAL DATA

FLOW RATE* (L/H)	MAXIMUM WORKING PRESSURE (BAR)	WATER PASSAGES DIMENSIONS WIDTH-DEPTH-ENGTH (MM)	FILTRATION AREA (MM ²)	CONSTANT K	EXPONENT X	RECOMMENDED FILTRATION (MICRON)/(MESH)
2.0	4.0	0.63 x 0.73 x 22	22	0.647	0.49	130/120

*Flow rate at 1.0 bar pressure

Microdrip

Catalog number 18500 - (any of below 6 digits)

FLOW RATE (L/H)	DISTANCE BETWEEN DRIPPERS (METER)	BUNDLED COIL LENGTH (M)				
		200	250	300	400	600
2.00	0.2					
2.00	0.3	002948	002950	003000		003003
2.00	0.4					

Missing catalog numbers available upon request.

Blank dripline, without drippers inside, 300 meter coil: 18500-000970

→ DRIPLINES TECHNICAL DATA

MODEL	INSIDE DIAMETER (MM)	WALL THICKNESS (MM)	OUTSIDE DIAMETER (MM)	MAX. WORKING PRESSURE (BAR)	KD
Microdrip	6.30	0.80	7.90	4.0	2.00

→ DRIPLINES PACKAGE DATA (ON BUNDLED COIL)

WALL THICKNESS (MM)	COIL LENGTH (M)	DISTANCE BETWEEN DRIPPERS (M)	AVERAGE* COIL WEIGHT (KG)	COILS IN A 40 FEET CONTAINER (UNITS)	TOTAL IN A 40 FEET CONTAINER (M)
0.80	200	0.20 to 0.40	3.5	1440	288000
0.80	250	0.20 to 0.40	4.3	1440	360000
0.80	300	0.20 to 0.40	5.2	1440	432000
0.80	400	0.20 to 0.40	6.9	640	256000
0.80	600	0.20 to 0.40	10.4	640	384000

* Calculated weight average. For further details see "Average Coil Weight Disclaimer".

PC dripper

On line pressure-compensated dripper for permanent irrigation applications such as greenhouses, nurseries, citrus, orchards, deciduous and tree irrigation



Pressure-compensated



Anti-Drain mechanism



Self-flushing mechanism

/ Benefits & Features

- **Pressure-compensated** Precise and equal amounts of water delivered over a broad pressure range, ensuring 100% uniformity of water and nutrient distribution along the laterals.
- **Anti-Drain (LCNL & HCNL) mechanism** Eliminates drainage and refill effect, and improves efficiency in pulse irrigation even in steep topography.
- **Continuously self-flushing** Flushes debris throughout operation, while ensuring constant dripper operation even in challenging water qualities.
- **TurboNet™** Labyrinth ensures wide water passages, large deep and wide cross section that improves clogging resistance.
- **Flexible location** Dripper can be positioned exactly where required and number of drippers can be increased so as to increase water quantity supply aimed at meeting plant growth rate requirement. Allows the installation of "spider assembly", splitting the drip supply into a number of dripping outlets.

/ Specifications

- ✓ Recommended filtration: 130 micron / 120 mesh. Filtration method selected based on the kind and concentration of dirt particles contained in the water. Wherever sand exceeding 2 ppm exists in the water, a Hydrocyclone shall be installed before the main filter. Where sand/silt/clay solids exceed 100 ppm, pre treatment shall be applied following Netafim expert instructions.
- ✓ TurboNet™ labyrinth with large water passage.
- ✓ Insertable into thick wall blank PE pipes (0.90, 1.00, 1.20 mm).
- ✓ Injected dripper, very low CV.
- ✓ High UV resistant. Resistant to standard nutrients used in agriculture.
- ✓ PC on line drippers meet ISO 9261 Standards with Israel Standard Institute (SII)-certified production.

→ DRIPPERS TECHNICAL DATA

PC drippers

FLOW RATE* (L/H)	WORKING PRESSURE RANGE (BAR)	WATER PASSAGES DIMENSIONS WIDTH-DEPTH-LENGTH (MM)	FILTRATION AREA (MM ²)	CONSTANT K	EXPONENT* X	BASE CODE COLOR	CAP COLOR CODE
2.0	0.5 – 4.0	1.17 x 1.07 x 61	2.0	2.0	0	Red	Black
4.0	0.5 – 4.0	1.32 x 1.44 x 60	2.0	4.0	0	Black	Black
8.5	0.5 – 4.0	1.60 x 1.60 x 17	2.0	8.5	0	Green	Black

*Within working pressure range

→ DRIPPERS TECHNICAL DATA

PC-LCNL drippers

FLOW RATE* (L/H)	WORKING PRESSURE RANGE (BAR)	WATER PASSAGES DIMENSIONS WIDTH-DEPTH-LENGTH (MM)	FILTRATION AREA (MM ²)	CONSTANT K	EXPONENT* X	SHUT OFF PRESSURE (BAR)	BASE CODE COLOR	CAP COLOR CODE
2.0	1.0 – 4.0	1.17 x 1.07 x 61	2.0	2.0	0	0.15	Red	Brown
4.0	1.0 – 4.0	1.32 x 1.44 x 60	2.0	4.0	0	0.15	Black	Brown
8.5	1.0 – 4.0	1.60 x 1.60 x 17	2.0	8.5	0	0.15	Green	Brown

* Within working pressure range

→ DRIPPERS TECHNICAL DATA

PC-HCNL drippers

FLOW RATE* (L/H)	WORKING PRESSURE RANGE (BAR)	WATER PASSAGES DIMENSIONS WIDTH-DEPTH-LENGTH (MM)	FILTRATION AREA (MM ²)	CONSTANT K	EXPONENT* X	SHUT OFF PRESSURE (BAR)	BASE CODE COLOR	CAP COLOR CODE
3.0	1.4 – 4.0	1.17 x 1.07 x 61	2.0	3.0	0	0.30	Black	Black
6.0	1.4 – 4.0	1.32 x 1.44 x 60	2.0	6.0	0	0.30	Black	Black
12.0	1.4 – 4.0	1.60 x 1.60 x 17	2.0	12.0	0	0.30	Black	Black

* Within working pressure range

→ DRIPPERS PACKAGE DATA

MODEL	QUANTITY P/BOX UNITS	BOX DIMENSIONS (CM X CM X CM)	BOX WEIGHT (KG)
PC & PC-LCNL drippers , flat model	2500	57 x 28 x 27	18
PC , PC-LCNL & PC-HCNL drippers , nipple model	2500	57 x 28 x 27	19



PC dripper flat model



PC dripper nipple model

PC dripper Flat model

Catalog number 21000 - (any of below 6 digits)

FLOW RATE (L/H)	1 UNIT	25 UNITS/BAG	50 UNITS/BAG	100 UNITS/BAG	250 UNITS/BAG	500 UNITS/BAG	1000 UNITS/BAG	2500 UNITS/CARTON
2.0	001000		001020	001030	001033	001035	001040	001051
4.0	001100		001120	001130	001133	001135	001140	001151
8.5	001200		001220	001230	001233	001235	001240	001246

Missing catalog numbers available upon request

PC dripper Nipple model

Catalog number 21020 - (any of below 6 digits)

FLOW RATE (L/H)	1 UNIT	25 UNITS/BAG	50 UNITS/BAG	100 UNITS/BAG	250 UNITS/BAG	500 UNITS/BAG	1000 UNITS/BAG	2500 UNITS/CARTON
2.0	001000		001020	001030	001033	001035	001040	001051
4.0	001100	001110	001120	001130	001133	001135	001141	001149
8.5	001200	001210	001220	001230	001235	001232	001240	001251

Missing catalog numbers available upon request

PC dripper Nipple model

Catalog number 21000 - (any of below 6 digits)

FLOW RATE (L/H)	1 UNIT	25 UNITS/BAG	50 UNITS/BAG	100 UNITS/BAG	250 UNITS/BAG	500 UNITS/BAG	1000 UNITS/BAG	2300 UNITS/CARTON
25.0	001400	001410	001420	001430	001440			
25.0 + cap ass.	001300		001320	001330	001340			001360

Missing catalog numbers available upon request

PC - LCNL dripper Flat model

Catalog number 21000 - (any of below 6 digits)

FLOW RATE (L/H)	1 UNIT	25 UNITS/BAG	50 UNITS/BAG	100 UNITS/BAG	250 UNITS/BAG	500 UNITS/BAG	1000 UNITS/CARTON	2500 UNITS/CARTON
2.0								
4.0	001600				001640			
8.5								

Missing catalog numbers available upon request

PC - LCNL dripper Nipple model

Catalog number 21020 - (any of below 6 digits)

FLOW RATE (L/H)	1 UNIT	25 UNITS/BAG	50 UNITS/BAG	100 UNITS/BAG	250 UNITS/BAG	500 UNITS/BAG	1000 UNITS/CARTON	2500 UNITS/CARTON
2.0	001300	001315	001320	001330	001333		001341	001061
4.0	001400	001410	001420	001430	001433		001441	001156
8.5	001500	001510	001520	001530	001533		001545	001201

Missing catalog numbers available upon request

PC - HCNL dripper Nipple model

Catalog number 21060 - (any of below 6 digits)

FLOW RATE (L/H)	1 UNIT	25 UNITS/BAG	50 UNITS/BAG	100 UNITS/BAG	250 UNITS/BAG	500 UNITS/BAG	1000 UNITS/CARTON	2500 UNITS/CARTON
3.0	001000		001020	001022	001030		001040	
6.0	001200		001210	001220			001240	
12.0	001300		001320	001330	001335		001340	

Missing catalog numbers available upon request



PCJ dripper

Compact on line pressure-compensated, continuously self-flushing dripper for greenhouses, nurseries, and other protected crops applications



Compact size



Pressure-compensated



Anti-Drain mechanism

/ Benefits & Features

- **Pressure-compensated** Compact size online pressure-compensated dripper that delivers precise and equal amounts of water over a broad pressure range, ensuring 100% uniformity of water and nutrient distribution along the laterals.
- **Anti-Drain (LCNL & HCNL) mechanism** Eliminates drainage and refill effect, and improves efficiency in pulse irrigation even in steep topography.
- **Continuously self-flushing** Flushes debris throughout operation, while ensuring constant dripper operation even in challenging water qualities.
- **TurboNet™** Labyrinth ensures wide water passages, large deep and wide cross section that improves clogging resistance.
- **Flexible location** Dripper can be positioned exactly where required and number of drippers can be increased so as to increase water quantity supply aimed at meeting plant growth rate requirement. Allows the installation of "spider assembly", splitting the drip supply into a number of dripping outlets.

/ Specifications

- ✓ Recommended filtration: 130 micron / 120 mesh. Filtration method selected based on the kind and concentration of dirt particles contained in the water. Wherever sand exceeding 2 ppm exists in the water, a Hydrocyclone shall be installed before the main filter. Where sand/silt/clay solids exceed 100 ppm, pre treatment shall be applied following Netafim expert instructions.
- ✓ TurboNet™ labyrinth with large water passage.
- ✓ Insertable into thick wall blank PE pipes (0.90, 1.00, 1.20 mm).
- ✓ Injected dripper, very low CV.
- ✓ 3 different outlets: nipple, barb to 3 mm ID and barb to 4 mm ID micro-tube.
- ✓ High UV resistant. Resistant to standard nutrients used in agriculture.
- ✓ PCJ on line drippers meet ISO 9261 Standards with Israel Standard Institute (SII)-certified production.

→ DRIPPERS PACKAGE DATA

	QUANTITY P/BOX UNITS	BOX DIMENSIONS (CM X CM X CM)	AVERAGE BOX WEIGHT (KG)
PCJ drippers (all the models)	13000	57 x 28 x 27	14.0

→ DRIPPERS TECHNICAL DATA

PCJ drippers

FLOW RATE* (L/H)	WORKING PRESSURE RANGE (BAR)	WATER PASSAGES DIMENSIONS WIDTH-DEPTH-LENGTH (MM)	FILTRATION AREA (MM ²)	CONSTANT K	EXPONENT* X	BASE CODE COLOR	CAP COLOR CODE
0.5	0.5 – 4.0	0.54 x 0.60 x 35	1.8	0.5	0	Mustard	Black
1.2	0.5 – 4.0	0.67 x 0.77 x 35	2.0	1.2	0	Brown	Black
2.0	0.5 – 4.0	0.98 x 0.79 x 35	2.0	2.0	0	Red	Black
3.0	0.5 – 4.0	1.03 x 1.07 x 35	2.0	3.0	0	Blue	Black
4.0	0.5 – 4.0	1.32 x 0.92 x 35	2.0	4.0	0	Gray	Black
8.0	0.5 – 4.0	1.60 x 1.08 x 35	2.0	8.0	0	Green	Black
12.0	0.5 – 4.0	1.60 x 1.08 x 17	2.0	12.0	0	Fuchsia	Black
15.0	0.5 – 4.0	1.60 x 1.08 x 17	2.0	15.0	0	Black	Black

*Within working pressure range

→ DRIPPERS TECHNICAL DATA

PCJ-LCNL drippers

FLOW RATE* (L/H)	WORKING PRESSURE RANGE (BAR)	WATER PASSAGES DIMENSIONS WIDTH-DEPTH-LENGTH (MM)	FILTRATION AREA (MM ²)	CONSTANT K	EXPONENT* X	SHUT OFF PRESSURE (BAR)	BASE CODE COLOR**	CAP COLOR CODE
0.5	0.7 – 4.0	0.54 x 0.60 x 35	1.8	0.5	0	0.12	Mustard	Black
1.2	0.7 – 4.0	0.67 x 0.77 x 35	2.0	1.2	0	0.12	Brown	Black
2.0	0.7 – 4.0	0.98 x 0.79 x 35	2.0	2.0	0	0.12	Red	Black
3.0	0.7 – 4.0	1.03 x 1.07 x 35	2.0	3.0	0	0.12	Blue	Black
4.0	0.7 – 4.0	1.32 x 0.92 x 35	2.0	4.0	0	0.12	Gray	Black
8.0	0.7 – 4.0	1.60 x 1.08 x 35	2.0	8.0	0	0.12	Green	Black
12.0	0.7 – 4.0	1.60 x 1.08 x 17	2.0	12.0	0	0.12	Fuchsia	Black
15.0	0.7 – 4.0	1.60 x 1.08 x 17	2.0	15.0	0	0.12	Black	Black

*Within working pressure range **PCJ-LCNL is distinguished by the rings around the barb water inlet connector

→ DRIPPERS TECHNICAL DATA

PCJ-HCNL drippers

FLOW RATE* (L/H)	WORKING PRESSURE RANGE (BAR)	WATER PASSAGES DIMENSIONS WIDTH-DEPTH-LENGTH (MM)	FILTRATION AREA (MM ²)	CONSTANT K	EXPONENT* X	SHUT OFF PRESSURE (BAR)	BASE CODE COLOR	CAP COLOR CODE
0.5	1.5 – 4.0	0.54 x 0.60 x 35	1.8	0.5	0	0.18	Light yellow	Black
1.2	1.5 – 4.0	0.67 x 0.77 x 35	2.0	1.2	0	0.18	Light brown	Black
2.0	1.5 – 4.0	0.98 x 0.79 x 35	2.0	2.0	0	0.18	Pink	Black
3.0	1.5 – 4.0	1.03 x 1.07 x 35	2.0	3.0	0	0.18	Light blue	Black
4.0	1.5 – 4.0	1.32 x 0.92 x 35	2.0	4.0	0	0.18	Light gray	Black

*Within working pressure range



PCJ dripper nipple model



PCJ dripper 4 mm barb model



PCJ dripper 3 mm barb model

PCJ dripper 3 mm barb outlet

Catalog number 21500 - (any of below 6 digits)

FLOW RATE (L/H)	1 UNIT	10 UNITS/ BAG	25 UNITS/ BAG	50 UNITS/ BAG	100 UNITS/ BAG	250 UNITS/ BAG	500 UNITS/ BAG	1000 UNITS/ BAG	13000 UNITS/ BOX
0.5	000700	000710			000730			000740	
1.2	000800	000805		000815				000840	
2.0	001000	001005	001010	001020	001030	001035		001040	001041
3.0	001150			001155				001159	
4.0	001200	001205	001210	001220	001230	001233		001240	
8.0	001400	001405	001410	001420	001430	001440		001450	
12.0	001470	001475			001480			001495	
15.0	003010							003030	

Missing catalog numbers available upon request

PCJ Dripper - With AI (anti-insects) assembly cap

Catalog number 21500 - (any of below 6 digits)

FLOW RATE (L/H)	1 UNIT
2.0	004300
3.0	
4.0	
8.0	004330



PCJ dripper with AI assembly cap

PCJ dripper 4 mm barb outlet

Catalog number 21500 - (any of below 6 digits)

FLOW RATE (L/H)	1 UNIT	10 UNITS/ BAG	25 UNITS/ BAG	50 UNITS/ BAG	100 UNITS/ BAG	250 UNITS/ BAG	500 UNITS/ BAG	1000 UNITS/ BAG	12000 UNITS/ BOX
0.5									
1.2	001600								
2.0									
3.0									
4.0	002100								
8.0	002300								
12.0	002400					002440			
15.0	003020					003040			

Missing catalog numbers available upon request

PCJ dripper Nipple outlet

Catalog number 21500 - (any of below 6 digits)

FLOW RATE (L/H)	1 UNIT	10 UNITS/ BAG	25 UNITS/ BAG	50 UNITS/ BAG	100 UNITS/ BAG	250 UNITS/ BAG	500 UNITS/ BAG	1000 UNITS/ BAG	12000 UNITS/ BOX
0.5	001042	001045		001046					
1.2	001050	001057		001060				001090	
2.0	001100	001110	001112	001115	001130	001140		001145	
3.0	001160							001190	
4.0	001300	001310	001315	001320	001330			001340	
8.0	001500	001510		001520	001530	001535		001540	
12.0	001560	001561		001562	001565			001575	
15.0	003400							003450	

Missing catalog numbers available upon request

PCJ-LCNL dripper 3 mm barb outlet

Catalog number 21520 - (any of below 6 digits)

FLOW RATE (L/H)	1 UNIT	10 UNITS/ BAG	25 UNITS/ BAG	50 UNITS/ BAG	100 UNITS/ BAG	250 UNITS/ BAG	500 UNITS/ BAG	1000 UNITS/ BAG	13000 UNITS/ BOX
0.5	000810				000820	000830		000840	
1.2	000900			000910	000920	000930		000940	000950
2.0	001000		001015	001020	001030	001040		001050	001051
3.0	001200			001210	001220	001230		001240	001250
4.0	001400		001410	001420	001430	001440		001450	001460
8.0	001600		001610	001620	001630	001640		001650	001660
12.0	001670		001680		001687	001690		001695	001698

Missing catalog numbers available upon request

PCJ-LCNL dripper 4 mm barb outlet

Catalog number 21520 - (any of below 6 digits)

FLOW RATE (L/H)	1 UNIT	10 UNITS/ BAG	25 UNITS/ BAG	50 UNITS/ BAG	100 UNITS/ BAG	250 UNITS/ BAG	500 UNITS/ BAG	1000 UNITS/ BAG	12000 UNITS/ BOX
0.5									
1.2									
2.0	003000		003020		003030	003040		003060	
3.0									
4.0	003400		003420		003430	003440		003460	
8.0	003600		003620		003630	003640		003660	
12.0	003700								

Missing catalog numbers available upon request

PCJ-LCNL dripper nipple outlet

Catalog number 21520 - (any of below 6 digits)

FLOW RATE (L/H)	1 UNIT	10 UNITS/ BAG	25 UNITS/ BAG	50 UNITS/ BAG	100 UNITS/ BAG	250 UNITS/ BAG	500 UNITS/ BAG	1000 UNITS/ BAG	12000 UNITS/ BOX
0.5	001052								
1.2	001060							001090	
2.0	001100			001120	001130	001140		001150	001155
3.0	001300			001310	001320			001340	
4.0	001500		001510	001520	001530	001540		001550	001560
8.0	001700		001710	001720	001730	001740		001750	001760
12.0	001770					001780		001795	

Missing catalog numbers available upon request

PCJ-HCNL dripper 3 mm barb outlet

Catalog number 21520 - (any of below 6 digits)

FLOW RATE (L/H)	1 UNIT	10 UNITS/ BAG	25 UNITS/ BAG	50 UNITS/ BAG	100 UNITS/ BAG	250 UNITS/ BAG	500 UNITS/ BAG	1000 UNITS/ BAG	13000 UNITS/ BOX
0.5	003870							003890	
1.2	004100					004130		004150	
2.0	004400			004410				004440	004450
3.0	004700							004740	
4.0	005000			005010				005040	

Missing catalog numbers available upon request

PCJ-HCNL dripper 4 mm barb outlet

Catalog number 21520 - (any of below 6 digits)

FLOW RATE (L/H)	1 UNIT	10 UNITS/ BAG	25 UNITS/ BAG	50 UNITS/ BAG	100 UNITS/ BAG	250 UNITS/ BAG	500 UNITS/ BAG	1000 UNITS/ BAG	12000 UNITS/ BOX
0.5									
1.2									
2.0									
3.0									
4.0									

Missing catalog numbers available upon request

PCJ-HCNL dripper Nipple outlet

Catalog number 21520 - (any of below 6 digits)

FLOW RATE (L/H)	1 UNIT	10 UNITS/ BAG	25 UNITS/ BAG	50 UNITS/ BAG	100 UNITS/ BAG	250 UNITS/ BAG	500 UNITS/ BAG	1000 UNITS/ BAG	12000 UNITS/ BOX
0.5	003850								
1.2	004000							004040	
2.0	004300							004350	
3.0	004600							004640	
4.0	004900				004910			004950	

Missing catalog numbers available upon request



PCJ-HF on line Bubblers

On line pressure-compensated emitter with high flow, for permanent irrigation such as landscape, trees and fruit trees, with large treetops



Pressure-compensated



Anti-Drain mechanism



Self-flushing mechanism

/ Benefits & Features

- **Pressure-compensated** Precise and equal amounts of water delivered over a broad pressure range, ensuring 100% uniformity of water and nutrient distribution along the laterals.
- **Anti-Drain (LCNL & HCNL) mechanism** Eliminates drainage and refill effect, and improves efficiency in pulse irrigation even in steep topography.
- **Continuously self-flushing** Flushes debris throughout operation, while ensuring constant dripper operation even in challenging water qualities.
- **TurboNet™** Labyrinth ensures wide water passages, large deep and wide cross section that improves clogging resistance.
- **Flexible location** Dripper can be positioned exactly where required and number of drippers can be increased so as to increase water quantity supply aimed at meeting plant growth rate requirement. Allows the installation of "spider assembly", splitting the drip supply into a number of dripping outlets.

/ Specifications

- ✓ Working pressure: 1.0 to 4.0 bar (1.3 to 4.0 bar in the 40 l/h)
- ✓ Recommended filtration: 130 micron / 120 mesh. Filtration method selected based on the kind and concentration of dirt particles contained in the water. Wherever sand exceeding 2 ppm exists in the water, a Hydrocyclone shall be installed before the main filter. Where sand/silt/clay solids exceed 100 ppm, pre treatment shall be applied following Netafim expert instructions.
- ✓ TurboNet™ labyrinth with large water passage.
- ✓ Insertable into thick wall blank PE pipes (0.90, 1.00, 1.20 mm).
- ✓ Injected dripper, very low CV.
- ✓ 3 different outlets: nipple, barb for 3 mm ID and barb for 4 mm ID micro-tube.
- ✓ High UV resistant. Resistant to standard nutrients used in agriculture.

→ BUBBLER TECHNICAL DATA

PCJ-HF bubblers

FLOW RATE* (L/H)	WORKING PRESSURE RANGE (BAR)	WATER PASSAGES DIMENSIONS (MM)	FILTRATION AREA (MM ²)	CONSTANT K	EXPONENT* X	BASIS CODE COLOR	CAP COLOR CODE
20	1.0 – 4.0	1.4 x 1.1	2.0	20	0	Orange	Black
25	1.0 – 4.0	1.4 x 1.1 + 0.4 x 2.1	2.0	25	0	Orange	Light grey
30	1.0 – 4.0	1.4 x 1.1 + 0.7 x 2.1	2.0	30	0	Orange	Brown
35	1.0 – 4.0	1.4 x 1.1 + 1.0 x 2.1	2.0	35	0	Orange	Light blue
40	1.3 – 4.0	1.4 x 1.1 + 1.0 x 2.6	2.0	40	0	Orange	Blue

*Within working pressure range

→ BUBBLER TECHNICAL DATA

PCJ-HF-LCNL bubblers

FLOW RATE* (L/H)	WORKING PRESSURE RANGE (BAR)	WATER PASSAGES DIMENSIONS (MM)	FILTRATION AREA (MM ²)	CONSTANT K	EXPONENT* X	SHUT OFF PRESSURE (BAR)	BASIS CODE COLOR**	CAP COLOR CODE
20	1.0 – 4.0	1.4 x 1.1	2.0	20	0	0.12	Orange	Black
25	1.0 – 4.0	1.4 x 1.1 + 0.4 x 2.1	2.0	25	0	0.12	Orange	Light grey
30	1.0 – 4.0	1.4 x 1.1 + 0.7 x 2.1	2.0	30	0	0.12	Orange	Brown
35	1.0 – 4.0	1.4 x 1.1 + 1.0 x 2.1	2.0	35	0	0.12	Orange	Light blue
40	1.3 – 4.0	1.4 x 1.1 + 1.0 x 2.6	2.0	40	0	0.12	Orange	Blue

*Within working pressure range **CNL bubblers is distinguished by the rings around the inlet barb connector

PCJ-HF Bubbler - Nipple outlet

Catalog number 21620 - (any of below 6 digits)

FLOW RATE (L/H)	1 UNIT	100 UNITS/BAG
20.0	001250	001260
25.0	001550	001560
30.0	001750	001770
35.0	001950	
40.0	002150	002170

Missing catalog numbers available upon request

PCJ-HF Bubbler - 3MM barb outlet

Catalog number 21620 - (any of below 6 digits)

FLOW RATE (L/H)	1 UNIT	100 UNITS/BAG
20.0	001200	001220
25.0	001500	
30.0	001700	001710
35.0	001900	
40.0	002100	

Missing catalog numbers available upon request

PCJ-HF Bubbler - 4MM barb outlet

Catalog number 21620 - (any of below 6 digits)

FLOW RATE (L/H)	1 UNIT	100 UNITS/BAG
20.0	001350	
25.0	001650	
30.0	001850	
35.0	002050	
40.0	002250	

Missing catalog numbers available upon request

PCJ-HF bubbler Nipple outlet + assembly cap

Catalog number 21620 - (any of below 6 digits)

FLOW RATE (L/H)	1 UNIT	50 UNITS/BAG	100 UNITS/BAG	500 UNITS/BAG	1000 UNITS/BAG
20.0	001300		001315	001320	001340
25.0	001600		001610	001620	001640
30.0	001800		001810	001820	001840
35.0	002000			002020	
40.0	002200		002210	002220	

Missing catalog numbers available upon request

PCJ-HF-BUBBLER WITH ASSEMBLY CAP



Flow rate 20 (l/h)



Flow rate 25 (l/h)



Flow rate 30 (l/h)



Flow rate 35 (l/h)



Flow rate 40 (l/h)

PCJ-HF-LCNL bubbler - Nipple outlet

Catalog number 21630 - (any of below 6 digits)

FLOW RATE (L/H)	1 UNIT	100 UNITS/BAG
20.0	001250	001265
25.0	001550	
30.0	001750	001765
35.0	001950	002070
40.0	002150	002170

Missing catalog numbers available upon request

PCJ-HF-LCNL bubbler - 3MM barb outlet

Catalog number 21630 - (any of below 6 digits)

FLOW RATE (L/H)	1 UNIT	100 UNITS/BAG
20.0	001200	
25.0	001500	
30.0	001700	
35.0	001900	
40.0	002100	

PCJ-HF-LCNL bubbler - 4MM barb outlet

Catalog number 21630 - (any of below 6 digits)

FLOW RATE (L/H)	1 UNIT	100 UNITS/BAG
20.0		
25.0	001650	
30.0	001850	
35.0		
40.0	002250	

Missing catalog numbers available upon request

PCJ-HF- LCNL bubbler Nipple outlet + assembly cap

Catalog number 21630 - (any of below 6 digits)

FLOW RATE (L/H)	1 UNIT	50 UNITS/BAG	100 UNITS/BAG	500 UNITS/BAG	1000 UNITS/BAG
20.0	001270			001300	
25.0	001570	001580		001600	
30.0	001860			001880	
35.0	002060			002080	
40.0	002300	002310		002320	

Missing catalog numbers available upon request

→ BUBBLERS PACKAGE DATA

	QUANTITY P/BOX UNITS	BOX DIMENSIONS (CM X CM X CM)	AVERAGE BOX WEIGHT (KG)
PCJ-HF bubblers	9500	57 x 28 x 27	14.0



Button & Pot dripper

On line non pressure-compensated dripper for applications such as greenhouses, nurseries, garden pots



High clogging resistance



Flexible location



Compact size

/ Benefits & Features

- **TurboNet™** Labyrinth ensures wide water passages, large deep and wide cross section that improves clogging resistance.
- **Elexible location** Dripper can be positioned exactly where required. Number of drippers can be increased to increase the water quantities applied aimed at meeting tree's growth rate requirements. Allows the installation of "spider assembly", splitting the drip supply to a number of drip outlets.

/ Specifications

- ✓ Working pressure up to 2.0 bar.
- ✓ Recommended filtration: 130 micron / 120 mesh. Filtration method selected based on the kind and concentration of dirt particles contained in the water. Wherever sand exceeding 2 ppm exists in the water, a Hydrocyclone shall be installed before the main filter. Where sand/silt/clay solids exceed 100 ppm, pre treatment shall be applied following Netafim expert instructions.
- ✓ TurboNet™ labyrinth with large water passage.
- ✓ Insertable into thick wall blank PE pipes (0.90, 1.00, 1.20 mm).
- ✓ Injected dripper, very low CV.
- ✓ The Pot model to be threaded into a 3*5 mm micro-tube.

→ DRIPPERS TECHNICAL DATA

Button drippers

FLOW RATE* (L/H)	MAXIMUM WORKING PRESSURE (BAR)	WATER PASSAGES DIMENSIONS WIDTH-DEPTH-LENGTH (MM)	CONSTANT K	EXPONENT X	BASIS CODE COLOR	CAP COLOR CODE
2.0	2.0	0.98 x 0.89 x 50	0.662	0.48	Red	Black
3.0	2.0	1.05 x 0.95 x 50	0.993	0.48	Blue	Black
4.0	2.0	1.27 x 1.20 x 50	1.325	0.48	Black	Black
8.0	2.0	1.65 x 1.40 x 50	2.649	0.48	Green	Black

*Flow rate at 1.0 bar pressure

→ DRIPPERS TECHNICAL DATA

Pot drippers

FLOW RATE* (L/H)	MAXIMUM WORKING PRESSURE (BAR)	WATER PASSAGES DIMENSIONS WIDTH-DEPTH-LENGTH (MM)	CONSTANT K	EXPONENT X	BASIS CODE COLOR	CAP COLOR CODE
2.0	2.0	0.98 x 0.89 x 50	0.662	0.48	Red	Black
4.0	2.0	1.27 x 1.20 x 50	1.325	0.48	Black	Black
8.0	2.0	1.65 x 1.40 x 50	2.649	0.48	Green	Black

*Flow rate at 1.0 bar pressure

Button dripper flat outlet

Catalog number 20000 - (any of below 6 digits)

FLOW RATE (L/H)	1 UNIT	10 UNITS/BAG	25 UNITS/BAG	50 UNITS/BAG	100 UNITS/BAG	250 UNITS/BAG	1000 UNITS/BAG	10000 UNITS/BOX
2.0	001100	001110	001115	001120	001140	001143	001145	001048
3.0							001195	
4.0	001200	001210	001215	001220		001235	001240	001250
8.0	001300	001310	001315	001320		001333	001335	001350

Missing catalog numbers available upon request

→ DRIPPERS PACKAGE DATA

	QUANTITY P/BOX UNITS	BOX DIMENSIONS (CM X CM X CM)	BOX WEIGHT (KG)
Flat outlet	10000	57 x 28 x 27	12.7

Button dripper barb outlet

Catalog number 20020 - (any of below 6 digits)

FLOW RATE (L/H)	1 UNIT	10 UNITS/BAG	25 UNITS/BAG	50 UNITS/BAG	100 UNITS/BAG	250 UNITS/BAG	1000 UNITS/BAG	9500 UNITS/BOX
2.0	001500	001510	001515	001520	001530	001535	001540	001545
3.0	001550			001570				
4.0	001600		001615	001620		001635	001640	
8.0	001700	001710	001715	001720		001735	001740	001750

Missing catalog numbers available upon request

→ DRIPPERS PACKAGE DATA

	QUANTITY P/BOX UNITS	BOX DIMENSIONS (CM X CM X CM)	BOX WEIGHT (KG)
Barb outlet	9500	57 x 28 x 27	12.4

Button dripper nipple outlet

Catalog number 20020 - (any of below 6 digits)

FLOW RATE (L/H)	1 UNIT	10 UNITS/BAG	25 UNITS/BAG	50 UNITS/BAG	100 UNITS/BAG	250 UNITS/BAG	1000 UNITS/BAG	9500 UNITS/BOX
2.0	001100				001130			
3.0								
4.0	001200			001220	001230			
8.0	001300			001320			001340	

Missing catalog numbers available upon request

→ DRIPPERS PACKAGE DATA

	QUANTITY P/BOX UNITS	BOX DIMENSIONS (CM X CM X CM)	BOX WEIGHT (KG)
Nipple outlet	8500	57 x 28 x 27	11.2

Pot dripper flat outlet

Catalog number 20500 - (any of below 6 digits)

FLOW RATE (L/H)	1 UNIT	10 UNITS/BAG	20 UNITS/BAG	50 UNITS/BAG	100 UNITS/BAG	250 UNITS/BAG	1000 UNITS/BAG
2.0	001100	001110		001120			001140
4.0	001200	001210		001220			001240
8.0	001300	001310		001320			001340

Missing catalog numbers available upon request

→ DRIPPERS PACKAGE DATA

	QUANTITY P/BOX UNITS	BOX DIMENSIONS (CM X CM X CM)	BOX WEIGHT (KG)
Flat outlet	10000	57 x 28 x 27	12.8

Pot dripper nipple outlet

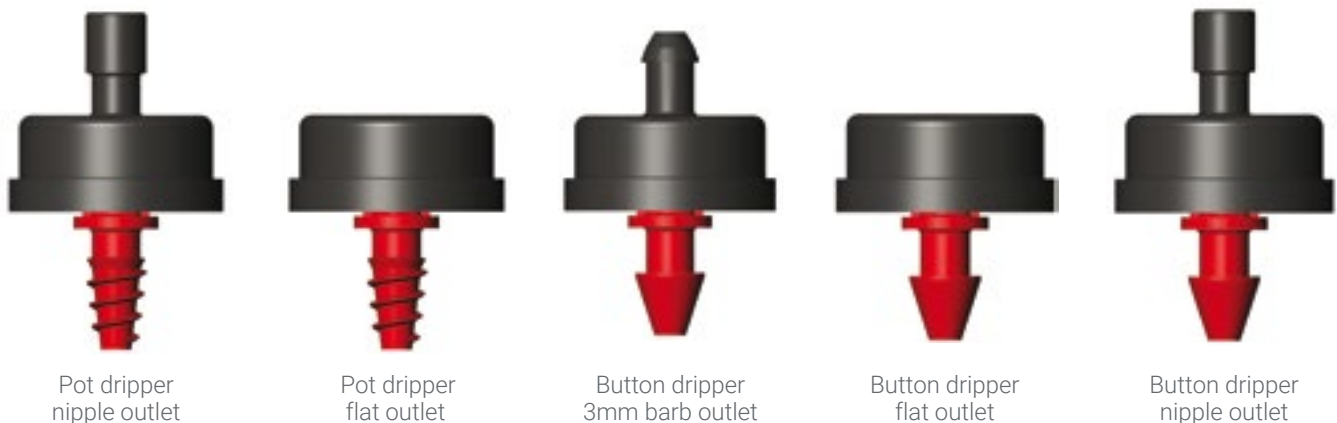
Catalog number 20520 - (any of below 6 digits)

FLOW RATE (L/H)	1 UNIT	10 UNITS/BAG	20 UNITS/BAG	50 UNITS/BAG	100 UNITS/BAG	250 UNITS/BAG	1000 UNITS/BAG
2.0	001100					001140	
4.0	001200					001240	
8.0	001300						

Missing catalog numbers available upon request

→ DRIPPERS PACKAGE DATA

	QUANTITY P/BOX UNITS	BOX DIMENSIONS (CM X CM X CM)	BOX WEIGHT (KG)
Nipple outlet	8500	57 x 28 x 27	11.3





CapiNet™

Compact on line dripper, with drop leading feature, for pot, container, greenhouses, nurseries and garden pot irrigation



Flexible location



High clogging resistance



Compact

/ Benefits & Features

- **Flexibility** Dripper can be positioned exactly where required.
Great flexibility by using 2.5*3.6 mm microtube to the exact location required.
- **Turbulent** Labyrinth that ensures highest reliability, efficiency and uniformity.
- **Versatility** Special design stake enables stabilization of the CapiNet™ end on pots, beds, and open fields, can hold the CapiNet™ straight up or at 45 degrees angle. No need for connectors, to connect to the distribution line.

/ Specifications

- ✓ Working pressure up to 2.0 bar.
- ✓ Recommended filtration: 130 micron / 120 mesh. Filtration method selected based on the kind and concentration of dirt particles contained in the water. Wherever sand exceeding 2 ppm exists in the water, a Hydrocyclone shall be installed before the main filter. Where sand/silt/clay solids exceed 100 ppm, pre treatment shall be applied following Netafim expert instructions.
- ✓ Turbulent labyrinth with large water passage.
- ✓ Insertable into thick wall blank PE pipes (1.00, 1.20 mm).
- ✓ Injected dripper, very low CV.

→ DRIPPERS TECHNICAL DATA

FLOW RATE* (L/H)	MAXIMUM WORKING PRESSURE (BAR)	WATER PASSAGES DIMENSIONS WIDTH-DEPTH-LENGTH (MM)	CONSTANT K	EXPONENT X
1.95	2.0	0.76 x 0.70 x 21	0.630	0.49
2.75	2.0	0.76 x 0.70 x 11	0.890	0.49

*Flow rate at 1.0 bar pressure

CapiNet™

Catalog number 18700 - (any of below 6 digits)**

MODEL	20 CM LENGTH	40 CM LENGTH	60 CM LENGTH	80 CM LENGTH	100 CM LENGTH
1.95 l/h black	001600	001800	002000	002200	002500
1.95 l/h gray			003500		
2.75 l/h black					

Missing catalog numbers available upon request

**Catalog number define a box with 3000 units

→ DRIPPERS PACKAGE DATA

QUANTITY P/BOX UNITS	BOX DIMENSIONS (CM X CM X CM)	BOX WEIGHT (KG)
3000	57 x 28 x 27	5.5

Arrow dripper

A dripper with drop leading stake for grow bags, pot and container irrigation, in greenhouses, nurseries and garden pot irrigation



Flexible location



High clogging resistance



Container irrigation

/ Benefits & Features

- **Flexibility** Allows placement of drippers exactly where necessary. Allows maximum flexibility in greenhouse and nurseries (with soft PE micro- tubes).
- **Versatility** Allows installation of other Netafim drippers to add compensated and anti-drain functionality. Accessory to all on line drippers for better and more accurate installation. Adaptable to all PC on line drippers via barb, manifold or adapter.

/ Specifications

- ✓ Working pressure up to 2.0 bar.
- ✓ Recommended filtration: 130 micron / 120 mesh. Filtration method selected based on the kind and concentration of dirt particles contained in the water. Wherever sand exceeding 2 ppm exists in the water, a Hydrocyclone shall be installed before the main filter. Where sand/silt/clay solids exceed 100 ppm, pre treatment shall be applied following Netafim expert instructions.
- ✓ Turbulent labyrinth with large water passage.
- ✓ Insertable into 3*5 mm micro-tube.
- ✓ Injected dripper, very low CV.
- ✓ 5 different models to meet growers' requirements.
- ✓ Available in two colors, black and gray, with the gray intended for protected crop to increase light reflection.



→ DRIPPERS TECHNICAL DATA

FLOW RATE* (L/H)	MAXIMUM WORKING PRESSURE (BAR)	WATER PASSAGES DIMENSIONS WIDTH-DEPTH-LENGTH (MM)	FILTRATION AREA (MM ²)	CONSTANT K	EXPONENT X
1.6	1.2	0.83 x 0.60 x 20	9.4	0.529	0.48
2.3	1.2	0.83 x 0.86 x 20	12.6	0.761	0.48

*Flow rate at 1.0 bar pressure **Arrow dripper at 1.6 l/h nominal flow rate, only available in the angle model.

Arrow dripper

Catalog number 22000 - (any of below 6 digits)

MODEL	1 UNIT	20 UNITS/BAG	50 UNITS/BAG	100 UNITS/BAG	200 UNITS/BAG	1000 UNITS/BOX
Black 2.3 l/h angle	001300		001317	001320	001325	001340
Gray 2.3 l/h angle	001420			001450		
Gray 1.6 l/h angle	001250					
Black 2.3 l/h angle short	000900		000930	000920		000940
Gray 2.3 l/h angle short	001500			001550		
Black 2.3 l/h straight	001000		001020	001030		001040
Black 2.3 l/h straight + splitter	001100			001120		001140
Gray 2.3 l/h straight + splitter	001160					
Black 2.3 l/h straight + plug	001200		001220	001230	001235	001240

Missing catalog numbers available upon request

→ DRIPPERS PACKAGE DATA

MODEL	QUANTITY P/BOX UNITS	BOX DIMENSIONS (CM X CM X CM)	BOX WEIGHT (KG)
Black 2.3 l/h angle	1250	57 x 28 x 27	4.0
Gray 2.3 l/h angle	1250	57 x 28 x 27	4.0
Gray 1.6 l/h angle	1250	57 x 28 x 27	4.0
Black 2.3 l/h angle short	3000	57 x 28 x 27	5.7
Gray 2.3 l/h angle short	3000	57 x 28 x 27	5.7
Black 2.3 l/h straight	4000	57 x 28 x 27	9.8
Black 2.3 l/h straight + splitter	4000	57 x 28 x 27	10.4
Gray 2.3 l/h straight + splitter	4000	57 x 28 x 27	10.4
Black 2.3 l/h straight + plug	8500	57 x 28 x 27	5.3

*Package data in this table refer to a full box

ARROW DRIPPERS MODELS



Straight w/splitter arrow dripper



Straight arrow dripper



Straight w/plug arrow dripper



Angled short arrow dripper



Angled long arrow dripper

Spiders

Pre-Assembled irrigation components for containers, greenhouses, nurseries and gardens pot irrigation



Labor saving



Flexible location



Environmental

/ Benefits & Features

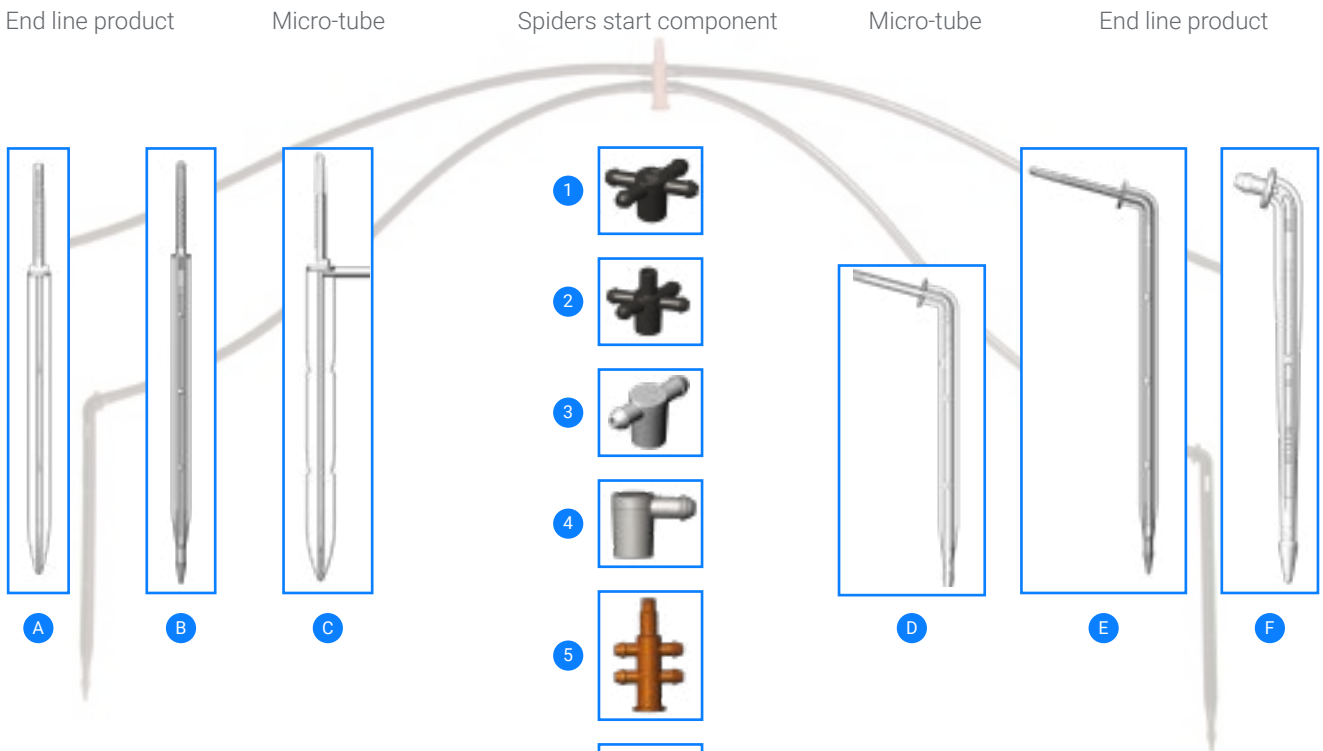
- **Labor saving** All-in-one stand assembly that reduces labor time and cost utilizing innovative assembly technologies that assure product reliability.
- **Flexible location** Assemblies can be positioned exactly where required and the number of outlets can be increased so as to increase water quantity supply aimed at meeting plant growth rate requirement.
- **High quality & environmental** All Spider components were designed and produced under the same quality standards identifying all the Netafim products. Environmentally friendly, the Spider tubes are made of softened PE not emitting the chemical agents normally used for softening similar tubes made of other raw materials.

/ Specifications

- ✓ Recommended working pressure must match the pressures specified for all Spider components.
- ✓ Wherever there is more than one irrigation point it is recommended to use the Spiders with Arrow drippers as an end product in order to unify the flow of each of the points.
- ✓ Wherever the Spiders serve a single irrigation point, the Netafim spike can be used.
- ✓ It is highly recommended not to design flows below 0.5 l/h per each irrigation point, namely, if a 2 l/h hub dripper is used, no more than 4 irrigation points should be designed. If 1.2 l/h hub dripper is used, no more than 2 irrigation points should be designed. This applies to all other flow models.
- ✓ The next page in the sheet details descriptions and assembly method of the Spider's different models.

→ PRODUCT ASSEMBLY (SPIDERS)

Components available for your choice of assemblage



Start product

- 1 Flat manifold x 4 outlets
- 2 Flat manifold x 4 outlets w/nipple
- 3 Flat manifold x 2 outlets
- 4 Flat manifold elbow, one outlet
- 5 Upright manifold x 4 outlets
- 6 Upright manifold x 8 outlets
- 7 "T" 5 mm connector
- 8 Adapter to integral dripper
- 9 PCJ or any other on-line dripper
- 10 W/o start product

End line product

- A Straight arrow dripper
- B Straight w/splitter arrow dripper
- C Straight w/plug arrow dripper
- D Angled short arrow dripper
- E Angled long arrow dripper
- F Spike

Micro-tube

SSPE micro-tube 3*5 mm, 80 cm lenght, black
 SSPE micro-tube 3*5 mm, 40 cm lenght, gray
 SSPE micro-tube 3*5 mm , 60 cm lenght, gray
 SSPE micro-tube 3*5 mm, 80 cm lenght, gray
 SPE micro-tube 3*5 mm, 40 cm lenght, black
 SPE micro-tube 3*5 mm, 60 cm lenght, black
 SPE micro-tube 3*5 mm, 80 cm lenght, black

*please, add any required lenght by writing

SPE = Soft Polyethylene

SSPE = Super Soft Polyethylene

The draws are non-uniformly scaled.
 They are for illustration purposes only.

→ EXAMPLES OF POPULAR ASSEMBLIES



Spider without dripper: Flat manifold 4 outlets

CATALOG NUMBER	"SPIDER" START COMPONENT	MICRO TUBE MATERIAL	MICRO TUBE SIZE (MM X MM)	MICRO TUBE LENGTH (M)	END LINE COMPONENT
40200-005989	Flat manifold x 4 outlets	4 x SPE	3.2*5	0.30	4 x angled long arrow dripper 2.3 l/h
40200-005995	Flat manifold x 4 outlets	4 x SPE	3.2*5	0.50	4 x angled long arrow dripper 2.3 l/h
40200-009020	Flat manifold x 4 outlets	4 x SPE	3.2*5	0.60	4 x angled short arrow dripper 2.3 l/h
40200-001900	Flat manifold x 4 outlets	4 x SPE	3.2*5	0.60	4 x straight arrow dripper w/splitter 2.3 l/h
40200-002000	Flat manifold x 4 outlets	4 x SPE	3.2*5	0.80	4 x straight arrow dripper w/splitter 2.3 l/h
40200-006403	Flat manifold x 4 outlets	4 x SPE (gray)	3.2*5	0.80	4 x angled long arrow dripper 2.3 l/h
40200-115052	Flat manifold x 4 outlets	4 x SSPE	3.2*5	0.30	4 x angled long arrow dripper 2.3 l/h
40200-115044	Flat manifold x 4 outlets	4 x SSPE (gray)	3.2*5	0.45	4 x angled long arrow dripper 1.6 l/h (gray)
40200-042520	Flat manifold x 4 outlets (gray)	4 x SPE (gray)	3.2*5	0.60	4 x angled long arrow dripper 1.6 l/h (gray)
40200-043100	Flat manifold x 4 outlets (gray)	4 x SPE (gray)	3.2*5	0.60	4 x angled long arrow dripper 2.3 l/h (gray)



Spider without dripper: Flat manifold 2 outlets

CATALOG NUMBER	"SPIDER" START COMPONENT	MICRO TUBE MATERIAL	MICRO TUBE SIZE (MM X MM)	MICRO TUBE LENGTH (M)	END LINE COMPONENT
40200-006570	Flat manifold x 2 outlets	2 x SPE	3.2*5	0.40	2 x angled long arrow dripper 2.3 l/h
40200-006602	Flat manifold x 2 outlets	2 x SPE	3.2*5	0.60	2 x angled long arrow dripper 1.6 l/h (gray)
40200-043025	Flat manifold x 2 outlets	2 x SPE (gray)	3.2*5	0.80	2 x straight arrow dripper w/splitter 2.3 l/h (gray)
40200-115012	Flat manifold x 2 outlets	2 x SSPE	3.2*5	0.50	2 x angled long arrow dripper 1.6 l/h (gray)
40200-115011	Flat manifold x 2 outlets	2 x SSPE (gray)	3.2*5	0.50	2 x angled long arrow dripper 2.3 l/h
40200-043000	Flat manifold x 2 outlets (gray)	2 x SPE (gray)	3.2*5	0.60	2 x angled long arrow dripper 2.3 l/h (gray)
40200-042420	Flat manifold x 2 outlets (gray)	2 x SSPE (gray)	3.2*5	0.60	2 x angled long arrow dripper 1.6 l/h (gray)



Upright manifold 4 outlets

CATALOG NUMBER	"SPIDER" START COMPONENT	MICRO TUBE MATERIAL	MICRO TUBE SIZE (MM X MM)	MICRO TUBE LENGTH (M)	END LINE COMPONENT
40200-043640	Upright manifold x 4 outlets	4 x SPE (gray)	3.2*5	0.80	4 x straight arrow dripper w/splitter 2.3 l/h (gray)
40200-043490	Upright manifold x 4 outlets	4 x SPE (gray)	3.2*5	0.30	4 x angled long arrow dripper 2.3 l/h (gray)
40200-006396	Upright manifold x 4 outlets	4 x SSPE	3.2*5	1.00	4 x angled long arrow dripper 2.3 l/h



PC / PCJ without manifold

CATALOG NUMBER	"SPIDER" START COMPONENT	MICRO TUBE MATERIAL	MICRO TUBE SIZE (MM X MM)	MICRO TUBE LENGTH (M)	END LINE COMPONENT
40200-002560	PCJ 1.2l/h , 3 mm.barbed outlet	SPE	3.2*5	0.45	Short spike
40200-005241	PCJ 2 l/h , 3 mm.barbed outlet	SSPE (gray)	3.2*5	0.50	Spike (gray)
40200-004700	PCJ LCNL 2 l/h , 3 mm.barbed outlet	SPE	3.2*5	0.30	Spike
40200-045000	PCJ LCNL 2 l/h , 3 mm.barbed outlet	SPE (gray)	3.2*5	0.60	Spike (gray)
40200-004758	PCJ LCNL 2 l/h , 3 mm.barbed outlet	SPE (gray)	3.2*5	0.80	-
40200-005004	PCJ LCNL 2 l/h , 3 mm.barbed outlet	SSPE (gray)	3.2*5	0.50	Short spike (gray)
40200-005007	PCJ LCNL 2 l/h , 3 mm.barbed outlet	SSPE (gray)	3.2*5	0.60	Spike (gray)
40200-005320	PCJ LCNL 3 l/h , 3 mm.barbed outlet	SPE	3.2*5	0.80	Spike
40200-045500	PCJ LCNL 3 l/h , 3 mm.barbed outlet	SPE (gray)	3.2*5	0.70	Spike (gray)
40200-005390	PCJ LCNL 4 l/h , 3 mm.barbed outlet	SPE	3.2*5	0.40	Spike
40200-005850	PCJ LCNL 8 l/h , 3 mm.barbed outlet	SPE	3.2*5	0.60	Spike

PC / PCJ with manifold


CATALOG NUMBER	"SPIDER" START COMPONENT	MICRO TUBE MATERIAL	MICRO TUBE SIZE (MM X MM)	MICRO TUBE LENGTH (M)	END LINE COMPONENT
40200-000966	PC HCNL 3 l/h , niple outlet + Flat manifold x 2 outlets (gray)	2 x SPE (gray)	3.2*5	0.50	2 x angled arrow dripper 2.3 l/h (gray)
40200-006032	PCJ LCNL 4 l/h , niple outlet + Flat manifold x 4 outlets	4 x SSPE	3.2*5	1.00	4 x angled arrow dripper 2.3 l/h
40200-047471	PCJ LCNL 8 l/h , niple outlet + Flat manifold x 2 outlets	2 x SSPE	3.2*5	0.80	2 x angled arrow dripper 2.3 l/h
40200-047470	PCJ LCNL 8 l/h , niple outlet + Flat manifold x 4 outlets	4 x SSPE (gray)	3.2*5	0.40	4 x angled arrow dripper 2.3 l/h
40200-006012	PCJ LCNL 8 l/h , niple outlet + Flat manifold x 4 outlets	4 x SSPE (gray)	3.2*5	0.80	4 x angled arrow dripper 2.3 l/h
40200-045650	PCJ LCNL 3 l/h , niple outlet + Flat manifold x 2 outlets	2 x SSPE (gray)	3.2*5	0.60	2 x angled arrow dripper 1.6 l/h (gray)

Spider with Elbow adapter

CATALOG NUMBER	"SPIDER" START COMPONENT	MICRO TUBE MATERIAL	MICRO TUBE SIZE (MM X MM)	MICRO TUBE LENGTH (M)	END LINE COMPONENT
40200-043139	Elbow adapter 3 mm.barbed female press fit	SPE (gray)	3.2*5	0.60	Spike
40200-043140	Elbow adapter 3 mm.barbed female press fit	SPE (gray)	3.2*5	0.60	Spike (gray)
40200-043275	Elbow adapter 3 mm.barbed female press fit	SSPE (gray)	3.2*5	0.60	-

NetBow™

An innovative user friendly container irrigation, multi outlet dripping arc with high clogging resistance and superb water distribution.



User friendly



High clogging resistance



Superb uniformity


/ Benefits & Features

- **User friendly** Easy installation, that reduces labor costs at installation and during crop rotations.
- **High clogging resistance** Even with challenging water quality, with self cleaning labyrinth that flushes debris, throughout operation.
- **Superb uniformity** NetBow™ features 8 of Netafim's high clog-resistant labyrinths, ensuring uniform water distribution with reduced clogging risk.
- **Wide filtration area** Ensures optimal performance even under harsh water conditions, preventing the entrance of sediments into the labyrinths.
- **TurboNext™** Labyrinth ensures wide water passages, large deep and wide cross section that improves clogging resistance.

/ Specifications

- ✓ Compatible with 20-40 liters containers.
- ✓ Diameter: 250 mm.
- ✓ Flow Rate: 2.0 to 8.0 l/h.
- ✓ The flow from each dripping outlet will be determined by the hub dripper, divide evenly by 8.
- ✓ Superb Chemical and UV resistance for extended durability.
- ✓ Colored light gray for improved light reflection.
- ✓ Max. operating pressure 4.0 bars.
- ✓ Min. operating pressure: according to hub dripper specifications. At the hub dripper inlet.

→ NETBOW™ PACKAGING DATA

PRODUCT ILLUSTRATION	PRODUCT NAME	DESCRIPTION	QTY. PER BOX (UNITS)	BOX DIMENSIONS (CM X CM X CM)	BOX WEIGHT (KG)	BOXES PER PALLET	CATALOG NUMBER
	NetBow™	NetBow™ 25 CM/10" 8 outlets-barb-gray 60/car	60	32.0 x 26.5 x 56.0	5.2	18	77470-000106
		NetBow™ 25 CM/10" 8 outlets-barb-gray 10/car	10	32.0 x 26.5 x 10.0	1.0	108	77470-000107



Assembled driplines

Pre-Assembled irrigation driplines for greenhouses, nurseries, orchards, and other applications



Labor saving



Flexible location



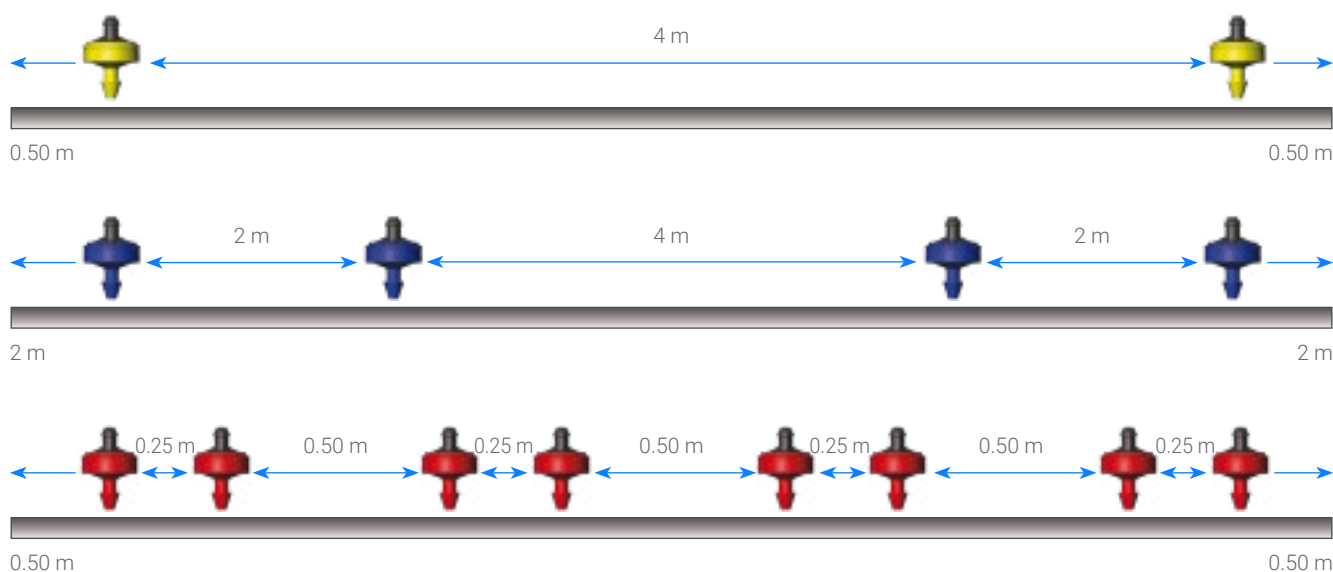
Environmental

/ Benefits & Features

- **Labor saving** On line drippers assembly that reduces labor time and cost utilizing innovative assembly technologies that assure product reliability.
- **Flexible location** Drippers can be positioned exactly where required.
- **High quality & environmental** All on line driplines assembly components were designed and produced under the same quality standards identifying all the Netafim products. The tubes are made of environmentally friendly materials that can also be recycled similar to the inline driplines.

/ Specifications

- ✓ Recommended working pressure must match that of the products assembled on the sub main pipes and consider pipe diameter and head losses.
- ✓ The next page in the sheet details descriptions and assembly method of the different models.



→ FLOWCHART TO DETERMINE THE DESIRED PRODUCT DEFINITION

DRIPLINES ASSEMBLY	PIPE DESCRIPTION	EMITTER	CLUSTER	DISTANCE BETWEEN CLUSTERS	TOTAL COIL LENGTH	INITIAL AND END LENGHT
DA	12/2.5	PC2.0	1	0.20M	50M	ID0.50M
	12/4	PC4.0	2*0.15M	0.30M	100M	ID0.75M
	16/2.5	PC8.5	2*0.20M	0.40M	150M	ID1.00M
	16/4	PCLCNL2.0	2*0.30M	0.50M	200M	ID1.25M
	20/2.5	PCLCNL4.0	2*0.40M	1.00M	400M	ID1.50M
	20/4	PCLCNL8.5	2*0.50M	1.20M		ID1.75M
	25/2.5	PCJ0.5		1.50M		ID2.00M
	25/4	PCJ1.2				ID2.25M
	12/2.5G	PCJ2.0				IDX.XXM
	12/4G	PCJ3.0				
	16/2.5G	PCJ4.0				
	16/4G	PCJ8.0				
	20/2.5G	PCJ12.0				
	20/4G	PCJLCNL0.5				
	25/2.5G	PCJLCNL1.2				
	25/4G	PCJLCNL2.0				
		PCJLCNL3.0				
		PCJLCNL4.0				
		PCJLCNL8.0				
		PCJLCNL12.0				
		XXXXXX*				

Pipe description:

Outside diameter/class, the letter G denote a light gray color, if these do not appear it will be a black pipe.

Emitter:

Can be a single dripper or an assembled "Spider"*.

*In which case it will be required to add the last 6 digits (XXXXXX) of the "Spider" Netafim catalog number.

Cluster:

One single dripper or "Spider" or a group of two emitters with specific distance between them.

Distance between clusters:

The required distance between the centers of one cluster to the center of the next cluster.

Total coil length:

The required length per each coil (including initial and end length).

Initial and end length:

The required distance between the start of the pipe to the first emitter punched on it, will be identical to the distance between the last emitter punched and the end of that pipe.

Blank driplines

Blank driplines (without drippers inside).
For use in agricultural drip, micro-sprinkler,
landscape and mining irrigation systems



Superb
Quality



High Durability



ISO 9261
Certified

/ Benefits & Features

- **Superb quality** Made with the finest available low/medium density polyethylene resin, especially formulated to resist cracking and kinking, and to ensure long-term reliability.
- **High durability** All pipes are manufactured with UV and oxidation protection making them durable to solar radiation without significant damage for many years. Microorganisms or fungi do not attack PE pipes, either internally or externally, PE pipes are resistant to saline water, acid or alkaline solutions (excluding highly concentrated solutions) and to most substances employed in agricultural applications.
- **ISO 9261 certified** The blank driplines meets ISO 9261 Standards with Israel Standard Institute (SII)-certified production, utilizing high standard manufacturing to ensure the uniformity of internal diameter and wall thickness.

/ Specifications & Recommendations

- ✓ PE pipes (100% PE, totally recyclable).
- ✓ Inside diameters and wall thicknesses according to the Netafim dripline product basket can be used as a risers, connectors or distribution pipes.
- ✓ Can be used as distribution pipes for micro-sprinkler irrigation systems.
- ✓ Available in standard coil lengths.

→ MARKING

On each 1 meter of the blank dripline there is a mark that represents the following:

NETAFIM	---	16	1.2MM	---	NP 4.0	DAY(A-G)/ WEEK(1-52)/ YEAR(YYYY)	XXX	ISO 9261
↑	↑	↑	↑	↑	↑	↑	↑	↑
COMPANY NAME	DRIPPER NAME	COMMERCIAL DIAMETER (NO UNIT)	WALL THICKNESS: WT=<0.63MM - [MIL], WT=>0.63-[MM]	FLOW RATE (L/H)	MAX. WORKING PRESSURE (NO UNIT)	DATE	LINE NO.	ISO

→ TECHNICAL AND LOGISTICAL INFORMATION

BLANK DRIPLINES ON BUNDLED COIL	INSIDE DIAMETER (MM)	WALL THICKNESS (MM)	OUTSIDE DIAMETER (MM)	COIL LENGTH (METER)	TOTAL COILS IN A 40 FEET CONTAINER	AVERAGE COIL WEIGHT (KG)	MAXIMUM WORKING PRESSURE (BAR)
12010	10.6	1.0	12.6	400	352	12.7	4.0
				600	370	19.0	
16010	14.2	1.0	16.2	25	1920	1.5	3.5
				50	1440	2.8	
				100	960	4.5	
				200	480	9.0	
				300	352	13.5	
				500	352	22.3	
16012	14.2	1.2	16.6	25	1920	1.4	4.0
				50	1440	2.8	
				100	960	5.5	
				200	480	11.0	
				300	352	16.5	
				400	352	21.8	
17012	14.6	1.2	17.0	25	1920	1.5	4.0
				50	1440	2.9	
				100	960	5.7	
				200	480	11.2	
				300	352	17.3	
				400	352	22.5	
20010	17.5	1.0	19.5	100	960	5.5	3.5
				200	480	11.0	
				300	330	16.5	
20012	17.5	1.2	19.9	100	960	6.7	4.0
				200	480	13.3	
				300	330	19.9	



Blank PE driplines - black

Catalog number 19950 - (any of below 6 digits)

	100 (M)	200 (M)	300 (M)	400 (M)
12010	000944			000840
16012	001000		001100	001200
16010	001400	001410	001415	001420
17012	004600	004700		004900
20012		008300	008400	
20010			008700	



Blank PE driplines - dark brown skin*

Catalog number 19950 - (any of below 6 digits)

	25 (M)	50 (M)	100 (M)
12010	000910	000920	000930
16012	003100	003120	



Blank PE driplines - bright white skin*

Catalog number 19950 - (any of below 6 digits)

	25 (M)	50 (M)	300 (M)	305 (M)	405 (M)
16012	000600	000605			000610
20012	000700	000705	000706	000710	



Blank PE driplines - purple skin*

Catalog number 19950 - (any of below 6 digits)

	200 (M)	300 (M)	400 (M)
16010	003970		
17012			
20012			



Blank PE driplines - brown skin*

Catalog number 19950 - (any of below 6 digits)

	25 (M)	50 (M)	100 (M)	200 (M)	500 (M)
16012	002700	002720	002740		
16010			003400	003500	003600
17012			006800		



Blank PE driplines - light gray skin*

Catalog number 19950 - (any of below 6 digits)

	300 (M)	400 (M)	500 (M)
16012			
16010			003700
17012			
20012	000038		

* All colored blank PE driplines produced in bi-layer structure
Missing catalog numbers available upon request





LANDSCAPE PRODUCT PORTFOLIO

UniTechline™ AS

Integral pressure-compensated, continuously self-flushing, anti-siphon mechanism dripper, dripline colored brown for landscape applications



Pressure-compensated



Anti-Siphon mechanism



Self-flushing mechanism

/ Benefits & Features

- **Pressure-compensated** Precise and equal amounts of water delivered over a broad pressure range, ensuring 100% uniformity of water and nutrient distribution along the laterals.
- **Anti-Siphon mechanism** Prevents contaminants from being drawn into the dripper, making it ideal for sub surface applications.
- **Continuously self-flushing mechanism** Flushes debris, throughout operation, while ensuring constant dripper operation.
- **Wide filtration area** Makes UniTechline™ highly resistant to clogging with poor quality water, thus increasing filtration efficiency.
- **Physical root barrier** Better protection against root intrusion without reliance on chemicals.
- **TurboNet™** Labyrinth ensures wide water passages, to increase flushing efficiency.
- **Brown color coded** For easy identification for landscape applications.

/ Specifications

- ✓ Broad choice of drippers flow rates: 1.0, 1.6, 2.3, 3.5 l/h.
- ✓ Dripper spacing's: 0.3, 0.4, 0.5, 1.0 m (other dripper spacing available upon request).
- ✓ Pressure-compensated range: 0.5-4.0 bar.
- ✓ Anti-Siphon mechanism.
- ✓ Recommended filtration: 130 micron / 120 mesh.
- ✓ Coil length: 50, 100, 200, 400 m.

→ DRIPPERS TECHNICAL DATA

FLOW RATE* (L/H)	WORKING PRESSURE RANGE (BAR)	WATER PASSAGES DIMENSIONS WIDTH-DEPTH-LENGTH (MM)	FILTRATION AREA (MM ²)	CONSTANT K	EXPONENT * X	RECOMMENDED FILTRATION (MICRON)/(MESH)
1.0	0.5 – 4.0	0.83 x 0.74 x 40	130	1.0	0	130/120
1.6	0.5 – 4.0	1.07 x 0.79 x 40	130	1.6	0	200/80
2.3	0.5 – 4.0	1.26 x 0.95 x 40	130	2.3	0	200/80
3.5	0.5 – 4.0	1.59 x 1.10 x 40	150	3.5	0	200/80

* Within working pressure range

UniTechline™ AS 16010

Catalog number: 14720 - (any of bellow 6 digits)

FLOW RATE (L/H)	DISTANCE BETWEEN DRIPPERS (M)																
	0.30	0.40	0.50	1.00	0.30	0.40	0.50	1.00	0.30	0.40	0.50	1.00	0.30	0.40	0.50	1.00	
1.0																	
1.6														002240	002340		
2.3																	
3.5																004720	
Bundled coil length (m)	50	50	50	50	100	100	100	100	200	200	200	200	400	400	400	400	

Missing catalog numbers available upon request

→ DRIPLINES TECHNICAL DATA

MODEL	INSIDE DIAMETER (MM)	WALL THICKNESS (MM)	OUTSIDE DIAMETER (MM)	MAX. WORKING PRESSURE (BAR)	KD
16010	14.20	1.00	16.20	3.5	1.3

→ DRIPLINES PACKAGE DATA (ON BUNDLED COIL)

MODEL	COIL LENGTH (M)	DISTANCE BETWEEN DRIPPERS (M)	AVERAGE* COIL WEIGHT (KG)	COILS IN A 40 FEET CONTAINER (UNITS)	TOTAL IN A 40 FEET CONTAINER (M)	COILS IN A 20 FEET CONTAINER (UNITS)	TOTAL IN A 20 FEET CONTAINER (M)
16010	50	0.20 to 1.00	2.4	1440	72000	720	36000
	100		4.6	960	96000	480	48000
	200		9.2	480	96000	240	48000
	400		23.0	352	140800	176	70400

* Calculated weight average. For further details see "Average Coil Weight Disclaimer".

UniTechline™ AS 16012

Catalog number: 14710 - (any of bellow 6 digits)

FLOW RATE (L/H)	DISTANCE BETWEEN DRIPPERS (M)															
	0.30	0.40	0.50	1.00	0.30	0.40	0.50	1.00	0.30	0.40	0.50	1.00	0.30	0.40	0.50	1.00
1.0																
1.6	003000	003600	003900	005300	003100	003700	004000	005400		003720			003200	003800	004100	005500
2.3	006000	006600	006900	008300	006100	006700	007000	008400	000001				006200	006800	007100	008500
3.5									009590							
Bundled coil length (m)	50	50	50	50	100	100	100	100	200	200	200	200	400	400	400	400

Missing catalog numbers available upon request

→ DRIPLINES TECHNICAL DATA

MODEL	INSIDE DIAMETER (MM)	WALL THICKNESS (MM)	OUTSIDE DIAMETER (MM)	MAX. WORKING PRESSURE (BAR)	KD
16012	14.20	1.20	16.60	4.0	1.3

→ DRIPLINES PACKAGE DATA (ON BUNDLED COIL)

MODEL	COIL LENGTH (M)	DISTANCE BETWEEN DRIPPERS (M)	AVERAGE* COIL WEIGHT (KG)	COILS IN A 40 FEET CONTAINER (UNITS)	TOTAL IN A 40 FEET CONTAINER (M)	COILS IN A 20 FEET CONTAINER (UNITS)	TOTAL IN A 20 FEET CONTAINER (M)
16012	50	0.20 to 1.00	2.9	1440	72000	720	36000
	100		5.9	960	96000	480	48000
	200		11.7	480	96000	240	48000
	400		23.5	352	140800	176	70400

* Calculated weight average. For further details see "Average Coil Weight Disclaimer".

UniTechline™ AS 17012

Catalog number: 14800- (any of bellow 6 digits)

FLOW RATE (L/H)	DISTANCE BETWEEN DRIPPERS (M)															
	0.30	0.40	0.50	1.00	0.30	0.40	0.50	1.00	0.30	0.40	0.50	1.00	0.30	0.40	0.50	1.00
1.0																
1.6																
2.3					003900		004100	005000								
3.5																
Bundled coil length (m)	50	50	50	50	100	100	100	100	200	200	200	200	400	400	400	400

Missing catalog numbers available upon request

→ DRIPLINES TECHNICAL DATA

MODEL	INSIDE DIAMETER (MM)	WALL THICKNESS (MM)	OUTSIDE DIAMETER (MM)	MAX. WORKING PRESSURE (BAR)	KD
17012	14.60	1.20	17.00	4.0	1.1

→ DRIPLINES PACKAGE DATA (ON BUNDLED COIL)

MODEL	COIL LENGTH (M)	DISTANCE BETWEEN DRIPPERS (M)	AVERAGE* COIL WEIGHT (KG)	COILS IN A 40 FEET CONTAINER (UNITS)	TOTAL IN A 40 FEET CONTAINER (M)	COILS IN A 20 FEET CONTAINER (UNITS)	TOTAL IN A 20 FEET CONTAINER (M)
17012	50	0.20 to 1.00	3.2	1440	72000	720	36000
	100		6.5	960	96000	480	48000
	200		12.5	480	96000	240	48000
	400		24.9	352	140800	176	70400

* Calculated weight average. For further details see "Average Coil Weight Disclaimer".



UniTechline™ AS XR

Integral pressure-compensated, continuously self-flushing, anti-siphon mechanism with improved resistance to root intrusion dripper, dripline colored brown for landscape applications



Root Intrusion protection



Pressure-compensated



Anti-Siphon mechanism

/ Benefits & Features

- **Physical root barrier** Drippers are protected against root intrusion better than all other options, utilizing a patented root inhibitor within the dripper cover that prevents root intrusion into the dripper labyrinth. Better protection against root intrusion without reliance on chemicals. Long lasting protection due to non migrating active ingredients embedded in the dripper cover.
- **Pressure-compensated** Precise and equal amounts of water delivered over a broad pressure range, ensuring 100% uniformity of water and nutrient distribution along the laterals.
- **Anti-Siphon mechanism** Prevents contaminants from being drawn into the dripper, making it ideal for sub surface applications.
- **Continuously self-flushing** Flushes debris, throughout operation, while ensuring constant dripper operation
- **Wide filtration area** Makes UniTechline™ highly resistant to clogging with poor quality water, thus increasing filtration efficiency.
- **TurboNet™** Labyrinth ensures wide water passages, to increase flushing efficiency. The water is drawn into the dripper from the stream center, preventing the entrance of sediments into the drippers.
- **Brown color coded** For easy identification for landscape applications.

/ Specifications

- ✓ Broad choice of drippers flow rates: 1.0, 1.6, 2.3, 3.5 l/h.
- ✓ Dripper spacing's: 0.3, 0.4, 0.5, 1.0 m (other dripper spacing available upon request).
- ✓ Pressure-compensated range: 0.5-4.0 bar.
- ✓ Anti-Siphon mechanism.
- ✓ Recommended filtration: 130 micron / 120 mesh.
- ✓ Coil length: 50, 100, 200, 400 m.

→ DRIPPERS TECHNICAL DATA

FLOW RATE* (L/H)	WORKING PRESSURE RANGE (BAR)	WATER PASSAGES DIMENSIONS WIDTH-DEPTH-LENGTH (MM)	FILTRATION AREA (MM ²)	CONSTANT K	EXPONENT *	RECOMMENDED FILTRATION (MICRON)/(MESH)
1.0	0.5 – 4.0	0.83 x 0.74 x 40	130	1.0	0	130/120
1.6	0.5 – 4.0	1.07 x 0.79 x 40	130	1.6	0	200/80
2.3	0.5 – 4.0	1.26 x 0.95 x 40	130	2.3	0	200/80
3.5	0.5 – 4.0	1.59 x 1.10 x 40	150	3.5	0	200/80

* Within working pressure range

UniTechline™ AS XR 16012

Catalog number: 14695 - (any of bellow 6 digits)

FLOW RATE (L/H)	DISTANCE BETWEEN DRIPPERS (M)																
	0.30	0.40	0.50	1.00	0.30	0.40	0.50	1.00	0.30	0.40	0.50	1.00	0.30	0.40	0.50	1.00	
0.7																	
1.0																	
2.3																	
3.5																	
Bundled coil length (m)	50	50	50	50	100	100	100	100	200	200	200	200	400	400	400	400	

Missing catalog numbers available upon request

→ DRIPLINES TECHNICAL DATA

MODEL	INSIDE DIAMETER (MM)	WALL THICKNESS (MM)	OUTSIDE DIAMETER (MM)	MAX. WORKING PRESSURE (BAR)	KD
16012	14.20	1.20	16.60	4.0	1.3

→ DRIPLINES PACKAGE DATA (ON BUNDLED COIL)

MODEL	COIL LENGTH (M)	DISTANCE BETWEEN DRIPPERS (M)	AVERAGE* COIL WEIGHT (KG)	COILS IN A 40 FEET CONTAINER (UNITS)	TOTAL IN A 40 FEET CONTAINER (M)	COILS IN A 20 FEET CONTAINER (UNITS)	TOTAL IN A 20 FEET CONTAINER (M)
16012	50	0.20 to 1.00	2.9	1440	72000	720	36000
	100		5.9	960	96000	480	48000
	200		11.7	480	96000	240	48000
	400		23.5	352	140800	176	70400

* Calculated weight average. For further details see "Average Coil Weight Disclaimer".

Techline™ CV

Integral pressure-compensated, continuously self-flushing, anti-siphon and anti-drain mechanism dripper, dripline colored brown for landscape applications



Pressure-compensated



Anti-Drain mechanism



Self-flushing mechanism

/ Benefits & Features

- **Pressure-compensated** Precise and equal amounts of water delivered over a broad pressure range, ensuring 100% uniformity of water and nutrient distribution along the laterals.
- **Anti-Siphon mechanism** Prevents contaminants from being drawn into the dripper, making it ideal for sub surface applications.
- **Anti-Drain (CNL) mechanism** Eliminates drainage and refill effect, and improves efficiency in pulse irrigation.
- **Continuously self-flushing mechanism** Flushes debris, throughout operation, while ensuring constant dripper operation.
- **Wide filtration area** Makes Techline™ highly resistant to clogging with poor quality water, thus increasing filtration efficiency.
- **Physical root barrier** Better protection against root intrusion without reliance on chemicals.
- **TurboNet™** Labyrinth ensures wide water passages, to increase flushing efficiency.
- **Brown color coded** For easy identification for landscape applications.

/ Specifications

- ✓ Broad choice of drippers flow rates: 1.0, 1.6, 2.3, 3.5 l/h.
- ✓ Dripper spacing's: 0.3, 0.4, 0.5, 1.0 m (other dripper spacing available upon request).
- ✓ Pressure-compensated range: 1.0-4.0 bar.
- ✓ Anti-Siphon mechanism.
- ✓ Anti-Drain mechanism, shut-off pressure 0.14 bar.
- ✓ Recommended filtration: 130 micron / 120 mesh.
- ✓ Coil length: 50, 100, 200, 400 m.

→ DRIPPERS TECHNICAL DATA

FLOW RATE* (L/H)	WORKING PRESSURE RANGE (BAR)	WATER PASSAGES DIMENSIONS WIDTH-DEPTH- ENGH (MM)	FILTRATION AREA (MM ²)	CONSTANT K	EXPONENT *	RECOMMENDED FILTRATION (MICRON)/(MESH)
1.0	1.0 – 4.0	0.83 x 0.74 x 40	130	1.0	0	130/120
1.6	1.0 – 4.0	1.07 x 0.79 x 40	130	1.6	0	200/80
2.3	1.0 – 4.0	1.26 x 0.95 x 40	130	2.3	0	200/80
3.5	1.0 – 4.0	1.59 x 1.10 x 40	150	3.5	0	200/80

*Within working pressure range

Techline™ CV 16012

Catalog number: 14700 - (any of bellow 6 digits)

FLOW RATE (L/H)	DISTANCE BETWEEN DRIPPERS (M)																
	0.30	0.40	0.50	1.00	0.30	0.40	0.50	1.00	0.30	0.40	0.50	1.00	0.30	0.40	0.50	1.00	
1.0						002750	002760										
1.6					002800				002850								
2.3							006250						005900		006300		
3.5																	
Bundled coil length (m)	50	50	50	50	100	100	100	100	200	200	200	200	400	400	400	400	

Missing catalog numbers available upon request

→ DRIPLINES TECHNICAL DATA

MODEL	INSIDE DIAMETER (MM)	WALL THICKNESS (MM)	OUTSIDE DIAMETER (MM)	MAX. WORKING PRESSURE (BAR)	KD
16012	14.20	1.20	16.60	4.0	1.3

→ DRIPLINES PACKAGE DATA (ON BUNDLED COIL)

MODEL	COIL LENGTH (M)	DISTANCE BETWEEN DRIPPERS (M)	AVERAGE* COIL WEIGHT (KG)	COILS IN A 40 FEET CONTAINER (UNITS)	TOTAL IN A 40 FEET CONTAINER (M)	COILS IN A 40 FEET CONTAINER (UNITS)	TOTAL IN A 40 FEET CONTAINER (M)
16012	50	0.20 to 1.00	2.9	1440	72000	720	36000
	100		5.9	960	96000	480	48000
	200		11.7	480	96000	240	48000
	400		23.5	352	140800	176	70400

* The average coil weight declared in the above table is based on average calculated weight.

Bioline™ AS

Integral pressure-compensated, continuously self-flushing, anti-siphon mechanism dripper, dripline colored purple for landscape applications using non-potable water



Pressure-compensated



Anti-Siphon mechanism



Self-flushing mechanism

/ Benefits & Features

- **Pressure-compensated** Precise and equal amounts of water delivered over a broad pressure range, ensuring 100% uniformity of water and nutrient distribution along the laterals.
- **Anti-Siphon mechanism** Prevents contaminants from being drawn into the dripper, making it ideal for sub surface applications.
- **Continuously self-flushing** Flushes debris, throughout operation, while ensuring constant dripper operation.
- **Wide filtration area** Makes Bioline™ highly resistant to clogging with poor quality water, thus increasing filtration efficiency.
- **Physical root barrier** Better protection against root intrusion without reliance on chemicals.
- **TurboNet™** Labyrinth ensures wide water passages, to increase flushing efficiency.
- **Purple color coded** For easy identification for warning against the use of non-potable water. It means that the water is being reused and is not fit to drink (non-potable).

/ Specifications

- ✓ Purple-colored dripline warns against the use of non-potable water.
- ✓ Broad choice of drippers flow rates: 1.0, 1.6, 2.3, 3.5 l/h.
- ✓ Dripper spacing's: 0.3, 0.4, 0.5, 1.0 m (other dripper spacing models available upon request).
- ✓ Pressure-compensated range: 0.5-4.0 bar.
- ✓ Anti-Siphon mechanism.
- ✓ Recommended filtration: 130 micron / 120 mesh.
- ✓ Coil length: 50, 100, 200, 400 m.

→ DRIPPERS TECHNICAL DATA

FLOW RATE* (L/H)	WORKING PRESSURE RANGE (BAR)	WATER PASSAGES DIMENSIONS WIDTH-DEPTH-LENGTH (MM)	FILTRATION AREA (MM ²)	CONSTANT K	EXPONENT * X	RECOMMENDED FILTRATION (MICRON)/(MESH)
1.0	0.5 – 4.0	0.83 x 0.74 x 40	130	1.0	0	130/120
1.6	0.5 – 4.0	1.07 x 0.79 x 40	130	1.6	0	200/80
2.3	0.5 – 4.0	1.26 x 0.95 x 40	130	2.3	0	200/80
3.5	0.5 – 4.0	1.59 x 1.10 x 40	150	3.5	0	200/80

*Within working pressure range

Bioline™ AS 16010

Catalog number: 13960 - (any of bellow 6 digits)

FLOW RATE (L/H)	DISTANCE BETWEEN DRIPPERS (M)															
	0.30	0.40	0.50	1.00	0.30	0.40	0.50	1.00	0.30	0.40	0.50	1.00	0.30	0.40	0.50	1.00
1.0																
1.6								002560					002350			
2.3																004200
3.5													004300			004550
Bundled coil length (m)	50	50	50	50	100	100	100	100	200	200	200	200	400	400	400	400

Missing catalog numbers available upon request

→ DRIPLINES TECHNICAL DATA

MODEL	INSIDE DIAMETER (MM)	WALL THICKNESS (MM)	OUTSIDE DIAMETER (MM)	MAX. WORKING PRESSURE (BAR)	KD
16010	14.20	1.00	16.20	3.5	1.3

→ DRIPLINES PACKAGE DATA (ON BUNDLED COIL)

MODEL	COIL LENGTH (M)	DISTANCE BETWEEN DRIPPERS (M)	AVERAGE* COIL WEIGHT (KG)	COILS IN A 40 FEET CONTAINER (UNITS)	TOTAL IN A 40 FEET CONTAINER (M)	COILS IN A 40 FEET CONTAINER (UNITS)	TOTAL IN A 40 FEET CONTAINER (M)
16010	50	0.20 to 1.00	2.4	1440	72000	720	36000
	100		4.6	960	96000	480	48000
	200		9.2	480	96000	240	48000
	400		23.0	352	140800	176	70400

* Calculated weight average. For further details see "Average Coil Weight Disclaimer".

Bioline™ AS 16012

Catalog number: 13930 - (any of bellow 6 digits)

FLOW RATE (L/H)	DISTANCE BETWEEN DRIPPERS (M)															
	0.30	0.40	0.50	1.00	0.30	0.40	0.50	1.00	0.30	0.40	0.50	1.00	0.30	0.40	0.50	1.00
1.0																
1.6																
2.3								004500								
3.5																
Bundled coil length (m)	50	50	50	50	100	100	100	100	200	200	200	200	400	400	400	400

Missing catalog numbers available upon request

→ DRIPLINES TECHNICAL DATA

MODEL	INSIDE DIAMETER (MM)	WALL THICKNESS (MM)	OUTSIDE DIAMETER (MM)	MAX. WORKING PRESSURE (BAR)	KD
16012	14.20	1.20	16.60	4.0	1.3

→ DRIPLINES PACKAGE DATA (ON BUNDLED COIL)

MODEL	COIL LENGTH (M)	DISTANCE BETWEEN DRIPPERS (M)	AVERAGE* COIL WEIGHT (KG)	COILS IN A 40 FEET CONTAINER (UNITS)	TOTAL IN A 40 FEET CONTAINER (M)	COILS IN A 40 FEET CONTAINER (UNITS)	TOTAL IN A 40 FEET CONTAINER (M)
16012	50	0.20 to 1.00	2.9	1440	72000	720	36000
	100		5.9	960	96000	480	48000
	200		11.7	480	96000	240	48000
	400		23.5	352	140800	176	70400

* Calculated weight average. For further details see "Average Coil Weight Disclaimer".

Bioline™ AS 17012

Catalog number: 14090 - (any of bellow 6 digits)

FLOW RATE (L/H)	DISTANCE BETWEEN DRIPPERS (M)															
	0.30	0.40	0.50	1.00	0.30	0.40	0.50	1.00	0.30	0.40	0.50	1.00	0.30	0.40	0.50	1.00
1.0																
1.6																
2.3																
3.5																
Bundled coil length (m)	50	50	50	50	100	100	100	100	200	200	200	200	400	400	400	400

Missing catalog numbers available upon request

→ DRIPLINES TECHNICAL DAT

MODEL	INSIDE DIAMETER (MM)	WALL THICKNESS (MM)	OUTSIDE DIAMETER (MM)	MAX. WORKING PRESSURE (BAR)	KD
17012	14.60	1.20	17.00	4.0	1.1

→ DRIPLINES PACKAGE DATA (ON BUNDLED COIL)

MODEL	COIL LENGTH (M)	DISTANCE BETWEEN DRIPPERS (M)	AVERAGE* COIL WEIGHT (KG)	COILS IN A 40 FEET CONTAINER (UNITS)	TOTAL IN A 40 FEET CONTAINER (M)	COILS IN A 40 FEET CONTAINER (UNITS)	TOTAL IN A 40 FEET CONTAINER (M)
17012	50	0.20 to 1.00	3.2	1440	72000	720	36000
	100		6.5	960	96000	480	48000
	200		12.5	480	96000	240	48000
	400		24.9	352	140800	176	70400

* Calculated weight average. For further details see "Average Coil Weight Disclaimer".



TechNet™

Integral pressure-compensated, continuously self-flushing mechanism dripper, dripline colored brown for landscape applications



Pressure-compensated



Drainage mechanism



Self-flushing mechanism

/ Benefits & Features

- **Pressure-compensated** Precise and equal amounts of water delivered over a broad pressure range, ensuring 100% uniformity of water and nutrient distribution along the laterals.
- **Drainage mechanism** The dripper integrates a drainage mechanism that drains water from the pipe at the end of the irrigation cycle, to allow easier recoiling of the dripline at the end of the crop cycle.
- **Continuously self-flushing** Flushes debris, throughout operation, while ensuring constant dripper operation.
- **Wide filtration area** Makes TechNet™ highly resistant to clogging with poor quality water, thus increasing filtration efficiency.
- **Physical root barrier** Better protection against root intrusion without reliance on chemicals.
- **TurboNet™** Labyrinth ensures wide water passages, to increase flushing efficiency.
- **Brown color coded** For easy identification for landscape applications.

/ Specifications

- ✓ Broad choice of drippers flow rates: 1.0, 1.6, 2.0, 3.0 l/h.
- ✓ Dripper spacing's: 0.3, 0.4, 0.5, 1.0 m (other dripper spacing available upon request).
- ✓ Pressure-compensated range: 0.4-3.0 bar.
- ✓ Recommended filtration: 130 micron / 120 mesh.
- ✓ Coil length: 50, 100, 200, 400/500 m.

→ DRIPPERS TECHNICAL DATA

FLOW RATE* (L/H)	WORKING PRESSURE RANGE (BAR)	WATER PASSAGES DIMENSIONS WIDTH-DEPTH-LENGTH (MM)	FILTRATION AREA (MM ²)	CONSTANT K	EXPONENT *
1.0	0.4 - 3.0	0.61 x 0.60 x 8	39	1.0	0
1.6	0.4 - 3.0	0.76 x 0.73 x 8	39	1.6	0
2.0	0.4 - 3.0	0.84 x 0.80 x 8	39	2.0	0
3.0	0.4 - 3.0	1.02 x 0.88 x 8	39	3.0	0

*Within working pressure range

TechNet™ 16 120

Catalog number: 17710 - (any of bellow 6 digits)

FLOW RATE (L/H)	DISTANCE BETWEEN DRIPPERS (M)																
	0.30	0.40	0.50	1.00	0.30	0.40	0.50	1.00	0.30	0.40	0.50	1.00	0.30	0.40	0.50	1.00	
1.0																	
1.6	003150	003480	003650	004780	003200	003500	003700	004800									
2.0					006150		006500	006900					006170				
3.0									008100								
Bundled coil length (m)	50	50	50	50	100	100	100	100	200	200	200	200	400	400	400	400	

Missing catalog numbers available upon request

→ DRIPLINES TECHNICAL DATA

MODEL	INSIDE DIAMETER (MM)	WALL THICKNESS (MM)	OUTSIDE DIAMETER (MM)	MAX. WORKING PRESSURE (BAR)	KD
16 120	14.20	1.20	16.60	4.0	0.72

→ DRIPLINES PACKAGE DATA (ON BUNDLED COIL)

MODEL	COIL LENGTH (M)	DISTANCE BETWEEN DRIPPERS (M)	AVERAGE* COIL WEIGHT (KG)	COILS IN A 40 FEET CONTAINER (UNITS)	TOTAL IN A 40 FEET CONTAINER (M)	COILS IN A 40 FEET CONTAINER (UNITS)	TOTAL IN A 40 FEET CONTAINER (M)
16 120	50	0.20 to 1.00	2.7	1440	72000	720	36000
	100		5.5	960	96000	480	48000
	200		11.0	480	96000	240	48000
	400		22.0	352	140800	176	70400

* Calculated weight average. For further details see "Average Coil Weight Disclaimer".

TechNet™ 16 100

Catalog number: 17680 - (any of bellow 6 digits)

FLOW RATE (L/H)	DISTANCE BETWEEN DRIPPERS (M)															
	0.30	0.40	0.50	1.00	0.30	0.40	0.50	1.00	0.30	0.40	0.50	1.00	0.30	0.40	0.50	1.00
1.0																005000
1.6	006120	000001	006580		006130	006350	006600	007300	006200	006410	006610	007310	006210	006450	006620	007340
2.0					007400								007420	007450		
3.0									000003							
Bundled coil length (m)	50	50	50	50	100	100	100	100	200	200	200	200	500	500	500	500

Missing catalog numbers available upon request

→ DRIPLINES TECHNICAL DATA

MODEL	INSIDE DIAMETER (MM)	WALL THICKNESS (MM)	OUTSIDE DIAMETER (MM)	MAX. WORKING PRESSURE (BAR)	KD
16 100	14.20	1.00	16.20	3.5	0.72

→ DRIPLINES PACKAGE DATA (ON BUNDLED COIL)

MODEL	COIL LENGTH (M)	DISTANCE BETWEEN DRIPPERS (M)	AVERAGE* COIL WEIGHT (KG)	COILS IN A 40 FEET CONTAINER (UNITS)	TOTAL IN A 40 FEET CONTAINER (M)	COILS IN A 20 FEET CONTAINER (UNITS)	TOTAL IN A 20 FEET CONTAINER (M)
16 100	50	0.20 to 1.00	3.2	1440	72000	720	36000
	100		6.5	960	96000	480	48000
	200		12.5	480	96000	240	48000
	500		24.9	352	176000	176	88000

* Calculated weight average. For further details see "Average Coil Weight Disclaimer".



TechNet™ AS

Integral pressure-compensated, continuously self-flushing, anti-siphon mechanism dripper, dripline colored brown for landscape applications



Pressure-compensated



Anti-Siphon mechanism



Self-flushing mechanism

/ Benefits & Features

- **Pressure-compensated** Precise and equal amounts of water delivered over a broad pressure range, ensuring 100% uniformity of water and nutrient distribution along the laterals.
- **Anti-Siphon mechanism** Prevents contaminants from being drawn into the dripper, making it ideal for sub surface applications.
- **Continuously self-flushing** Flushes debris, throughout operation, while ensuring constant dripper operation.
- **Wide filtration area** Makes TechNet™ highly resistant to clogging with poor quality water, thus increasing filtration efficiency.
- **TurboNet™** Labyrinth ensures wide water passages, to increase flushing efficiency.
- **Brown color coded** For easy identification for landscape applications.

/ Specifications

- ✓ Broad choice of drippers flow rates: 1.0, 1.6, 2.0, 3.0 l/h.
- ✓ Dripper spacing's: 0.3, 0.4, 0.5, 1.0 m (other dripper spacing available upon request).
- ✓ Pressure-compensated range: 0.4-3.0 bar.
- ✓ Anti-Siphon mechanism.
- ✓ Recommended filtration: 130 micron / 120 mesh.
- ✓ Coil length: 50, 100, 200, 400/500 m.

→ DRIPPERS TECHNICAL DATA

FLOW RATE* (L/H)	WORKING PRESSURE RANGE (BAR)	WATER PASSAGES DIMENSIONS WIDTH-DEPTH-LENGTH (MM)	FILTRATION AREA (MM ²)	CONSTANT K	EXPONENT *
1.0	0.4 - 3.0	0.61 x 0.60 x 8	42	1.0	0
1.6	0.4 - 3.0	0.76 x 0.73 x 8	42	1.6	0
2.0	0.4 - 3.0	0.84 x 0.80 x 8	42	2.0	0
3.0	0.4 - 3.0	1.02 x 0.88 x 8	42	3.0	0

*Within working pressure range

TechNet™ AS 16 120

Catalog number: 17708 - (any of bellow 6 digits)

FLOW RATE (L/H)	DISTANCE BETWEEN DRIPPERS (M)															
	0.30	0.40	0.50	1.00	0.30	0.40	0.50	1.00	0.30	0.40	0.50	1.00	0.30	0.40	0.50	1.00
1.0					001500											
1.6																
2.0						000002										
3.0																
Bundled coil length (M)	50	50	50	50	100	100	100	100	200	200	200	200	400	400	400	400

Missing catalog numbers available upon request

→ DRIPLINES TECHNICAL DATA

MODEL	INSIDE DIAMETER (MM)	WALL THICKNESS (MM)	OUTSIDE DIAMETER (MM)	MAX. WORKING PRESSURE (BAR)	KD
16 120	14.20	1.20	16.60	4.0	0.72

→ DRIPLINES PACKAGE DATA (ON BUNDLED COIL)

MODEL	COIL LENGTH (M)	DISTANCE BETWEEN DRIPPERS (M)	AVERAGE* COIL WEIGHT (KG)	COILS IN A 40 FEET CONTAINER (UNITS)	TOTAL IN A 40 FEET CONTAINER (M)	COILS IN A 20 FEET CONTAINER (UNITS)	TOTAL IN A 20 FEET CONTAINER (M)
16 120	50	0.20 to 1.00	2.7	1440	72000	720	36000
	100		5.5	960	96000	480	48000
	200		11.0	480	96000	240	48000
	400		22.0	352	140800	176	70400

* Calculated weight average. For further details see "Average Coil Weight Disclaimer".

TechNet™ AS 16 100

Catalog number: 17678 - (any of bellow 6 digits)

FLOW RATE (L/H)	DISTANCE BETWEEN DRIPPERS (M)															
	0.30	0.40	0.50	1.00	0.30	0.40	0.50	1.00	0.30	0.40	0.50	1.00	0.30	0.40	0.50	1.00
1.0																
1.6					004400	000001									004700	
2.0			006180				006200						005950	006120	006220	
3.0													007000			
Bundled coil length (M)	50	50	50	50	100	100	100	100	200	200	200	200	500	500	500	500

Missing catalog numbers available upon request

→ DRIPLINES TECHNICAL DATA

MODEL	INSIDE DIAMETER (MM)	WALL THICKNESS (MM)	OUTSIDE DIAMETER (MM)	MAX. WORKING PRESSURE (BAR)	KD
16 100	14.20	1.00	16.20	3.5	0.72

→ DRIPLINES PACKAGE DATA (ON BUNDLED COIL)

MODEL	COIL LENGTH (M)	DISTANCE BETWEEN DRIPPERS (M)	AVERAGE* COIL WEIGHT (KG)	COILS IN A 40 FEET CONTAINER (UNITS)	TOTAL IN A 40 FEET CONTAINER (M)	COILS IN A 20 FEET CONTAINER (UNITS)	TOTAL IN A 20 FEET CONTAINER (M)
16 100	50	0.20 to 1.00	3.2	1440	72000	720	36000
	100		6.5	960	96000	480	48000
	200		12.5	480	96000	240	48000
	500		24.9	352	176000	176	88000

* Calculated weight average. For further details see "Average Coil Weight Disclaimer".



TechNet™ AS XR

Integral pressure-compensated, continuously self-flushing, anti-siphon mechanism with improved resistance to root intrusion dripper, dripline colored brown for landscape applications



Root intrusion protection



Pressure-compensated



Anti-Siphon mechanism

/ Benefits & Features

- **Physical root barrier** Drippers are protected against root intrusion better than all other options, utilizing a patented root inhibitor within the dripper cover that prevents root intrusion into the dripper labyrinth. Better protection against root intrusion without reliance on chemicals. Long lasting protection due to non migrating active ingredients embedded in the dripper cover.
- **Pressure-compensated** Precise and equal amounts of water delivered over a broad pressure range, ensuring 100% uniformity of water and nutrient distribution along the laterals.
- **Continuously self-flushing** Flushes debris, throughout operation, while ensuring constant dripper operation.
- **Wide filtration area** Makes TechNet™ highly resistant to clogging with poor quality water, thus increasing filtration efficiency.
- **TurboNet™** Labyrinth ensures wide water passages, to increase flushing efficiency.
- **Brown color coded** For easy identification for landscape applications.

/ Specifications

- ✓ Broad choice of drippers flow rates: 1.0, 1.6, 2.0, 3.0 l/h.
- ✓ Dripper spacing's: 0.3, 0.4, 0.5, 1.0 m (other dripper spacing available upon request).
- ✓ Pressure-compensated range: 0.4-3.0 bar.
- ✓ Recommended filtration: 130 micron / 120 mesh.
- ✓ Coil length: 50, 100, 200, 400, 500 m.

→ DRIPPERS TECHNICAL DATA

FLOW RATE* (L/H)	WORKING PRESSURE RANGE (BAR)	WATER PASSAGES DIMENSIONS WIDTH-DEPTH-LENGTH (MM)	FILTRATION AREA (MM ²)	CONSTANT K	EXPONENT *
1.0	0.4 - 3.0	0.61 x 0.60 x 8	39	1.0	0
1.6	0.4 - 3.0	0.76 x 0.73 x 8	39	1.6	0
2.0	0.4 - 3.0	0.84 x 0.80 x 8	39	2.0	0
3.0	0.4 - 3.0	1.02 x 0.88 x 8	39	3.0	0

*Within working pressure range

TechNet™ AS XR 16 120

Catalog number: - (any of below 6 digits)

FLOW RATE (L/H)	DISTANCE BETWEEN DRIPPERS (M)															
	0.30	0.40	0.50	1.00	0.30	0.40	0.50	1.00	0.30	0.40	0.50	1.00	0.30	0.40	0.50	1.00
1.0																
1.6																
2.0																
3.0																
Bundled coil length (m)	50	50	50	50	100	100	100	100	200	200	200	200	400	400	400	400

Missing catalog numbers available upon request

→ DRIPLINES TECHNICAL DATA

MODEL	INSIDE DIAMETER (MM)	WALL THICKNESS (MM)	OUTSIDE DIAMETER (MM)	MAX. WORKING PRESSURE (BAR)	KD
16 120	14.20	1.20	16.60	4.0	0.72

→ DRIPLINES PACKAGE DATA (ON BUNDLED COIL)

MODEL	COIL LENGTH (M)	DISTANCE BETWEEN DRIPPERS (M)	AVERAGE* COIL WEIGHT (KG)	COILS IN A 40 FEET CONTAINER (UNITS)	TOTAL IN A 40 FEET CONTAINER (M)	COILS IN A 40 FEET CONTAINER (UNITS)	TOTAL IN A 40 FEET CONTAINER (M)
16 120	50	0.20 to 1.00	2.7	1440	72000	720	36000
	100		5.5	960	96000	480	48000
	200		11.0	480	96000	240	48000
	400		22.0	352	140800	176	70400

* Calculated weight average. For further details see "Average Coil Weight Disclaimer".

TechNet™ AS XR 16 100

Catalog number: 17677 - (any of bellow 6 digits)

FLOW RATE (L/H)	DISTANCE BETWEEN DRIPPERS (M)															
	0.30	0.40	0.50	1.00	0.30	0.40	0.50	1.00	0.30	0.40	0.50	1.00	0.30	0.40	0.50	1.00
1.0																
1.6															004000	
2.0																
3.0																
Bundled coil length (m)	50	50	50	50	100	100	100	100	200	200	200	200	500	500	500	500

Missing catalog numbers available upon request

→ DRIPLINES TECHNICAL DATA

MODEL	INSIDE DIAMETER (MM)	WALL THICKNESS (MM)	OUTSIDE DIAMETER (MM)	MAX. WORKING PRESSURE (BAR)	KD
16 100	14.20	1.00	16.20	3.5	0.72

→ DRIPLINES PACKAGE DATA (ON BUNDLED COIL)

MODEL	COIL LENGTH (M)	DISTANCE BETWEEN DRIPPERS (M)	AVERAGE* COIL WEIGHT (KG)	COILS IN A 40 FEET CONTAINER (UNITS)	TOTAL IN A 40 FEET CONTAINER (M)	COILS IN A 40 FEET CONTAINER (UNITS)	TOTAL IN A 40 FEET CONTAINER (M)
16 100	50	0.20 to 1.00	3.2	1440	72000	720	36000
	100		6.5	960	96000	480	48000
	200		12.5	480	96000	240	48000
	500		24.9	352	176000	176	88000

* Calculated weight average. For further details see "Average Coil Weight Disclaimer".



Landline™ 12 and 16

Integral non pressure-compensated,
high clogging resistance dripper,
dripline colored brown for landscape
applications



High clogging
resistance



Self-cleaning
labyrinth



Wide filtration
area

/ Benefits & Features

- **High clogging resistance** Even with poor quality water, with self cleaning labyrinth that flushes debris, throughout operation.
- **Wide filtration area** Ensures optimal performance even under harsh water conditions, preventing the entrance of sediments into the drippers.
- **TurbuNext™** Labyrinth ensures wide water passages, large deep and wide cross section that improves clogging resistance.
- **Brown color coded** For easy identification for landscape applications.

/ Specifications

- ✓ Dripper flow rates: 1.0, 2.0, 3.0, 4.0 l/h (nominal flow rate at 1.0 bar pressure).
- ✓ Maximum operation pressure: 3.5 bar.
- ✓ Recommended filtration: 130 micron / 120 mesh.
- ✓ Landline™ 12, ID = 10.2 mm.
- ✓ Landline™ 16, ID = 14.2 mm.
- ✓ Tubing flexibility adapts to any shape of planting area.
- ✓ UV-resistant dripline.
- ✓ Long lasting reliability and durability.

→ DRIPPERS TECHNICAL DATA

FLOW RATE* (L/H)	MAXIMUM WORKING PRESSURE** (BAR)	WATER PASSAGES DIMENSIONS WIDTH-DEPTH-LENGTH (MM)	FILTRATION AREA (MM²)	CONSTANT K	EXPONENT X
1.00	3.5	0.60 x 0.74 x 65	45	0.347	0.46
2.00	3.5	0.76 x 1.03 x 65	51	0.693	0.46
3.00	3.5	0.90 x 1.20 x 65	51	1.040	0.46
4.00	3.5	0.94 x 1.28 x 33	51	1.387	0.46

*Flow rate at 1.0 bar pressure

→ DRIPLINES TECHNICAL DATA

MODEL	INSIDE DIAMETER (MM)	WALL THICKNESS (MM)	OUTSIDE DIAMETER (MM)	MAX. WORKING PRESSURE (BAR)	KD
Landline™ 12	10.30	1.00	12.30	3.5	0.7
Landline™ 16	14.20	1.00	16.20	3.5	0.4

Landline™ 12 (Dark Brown)

Catalog number 16060 - (any of bellow 6 digits)

FLOW RATE (L/H)	DISTANCE BETWEEN DRIPPER (M)	COIL LENGTH (M)		
		25	50	100
1.00	0.20			
	0.50			
2.00	0.30			
	0.50			
3.00	0.30			
	0.50			
4.00	0.30			
	0.50			

Missing catalog numbers available upon request

→ DRIPLINES PACKAGE DATA (ON BUNDLED COIL)

MODEL	COIL LENGTH (M)	DISTANCE BETWEEN DRIPPERS (M)	AVERAGE COIL WEIGHT (KG)	COILS IN A 40 FEET CONTAINER (UNITS)	TOTAL IN A 40 FEET CONTAINER (M)	COILS IN A 20 FEET CONTAINER (UNITS)	TOTAL IN A 20 FEET CONTAINER (M)
Landline™ 12	25	0.20 to 1.00	1.0	3800	95000	1900	47500
	50		2.1	2800	140000	1400	70000
	100		4.1	2000	200000	1000	100000

Landline™ 16 (Dark Brown)

Catalog number 16065 - (any of bellow 6 digits)

FLOW RATE (L/H)	DISTANCE BETWEEN DRIPPERS (M)	COIL LENGTH (M)		
		25	50	100
1.00	0.30			
	0.50			
1.50	0.30	004300	004305	004306
	0.50		004321	004322
2.00	0.30			
	0.50			
3.00	0.30			
	0.50			
4.00	0.30			
	0.50			

Missing catalog numbers available upon request

→ DRIPLINES PACKAGE DATA (ON BUNDLED COIL)

MODEL	COIL LENGTH (M)	DISTANCE BETWEEN DRIPPERS (M)	AVERAGE* COIL WEIGHT (KG)	COILS IN A 40 FEET CONTAINER (UNITS)	TOTAL IN A 40 FEET CONTAINER (M)	COILS IN A 20 FEET CONTAINER (UNITS)	TOTAL IN A 20 FEET CONTAINER (M)
Landline™ 16	25	0.20 to 1.00	1.2	1920	48000	960	24000
	50		2.3	1440	72000	720	36000
	100		4.6	900	90000	450	45000

* Calculated weight average. For further details see "Average Coil Weight Disclaimer".

Landline™ 8

Small diameter, integral non pressure-compensated, high clogging resistance dripper, dripline colored brown for landscape applications



High clogging resistance



Self-cleaning labyrinth



Wide filtration area

/ Benefits & Features

- **High clogging resistance** Even with poor quality water, with self cleaning labyrinth that flushes debris, throughout operation.
- **Wide filtration area** Ensures optimal performance even under harsh water conditions, preventing the entrance of sediments into the drippers.
- **TurboNet™** Labyrinth ensures wide water passages, large deep and wide cross section that improves clogging resistance.
- **Brown color coded** For easy identification for landscape applications.

/ Specifications

- ✓ Dripper flow rates: 2.0 l/h (nominal flow rate at 1.0 bar pressure).
- ✓ Maximum operation pressure: 4.0 bar.
- ✓ Recommended filtration: 130 micron / 120 mesh.
- ✓ Use Landline™ 8 mm fittings.
- ✓ Tubing flexibility adapts to any shape of planting area.
- ✓ UV-resistant dripline.
- ✓ Long lasting reliability and durability.

→ DRIPPERS TECHNICAL DATA

FLOW RATE* (L/H)	MAX. WORKING PRESSURE (BAR)	WATER PASSAGES DIMENSIONS WIDTH-DEPTH-LENGTH (MM)	FILTRATION AREA (MM²)	CONSTANT K	EXPONENT X
2.0	4.0	0.63 x 0.73 x 22	22	0.647	0.49

*Nominal flow rate at 1.0 bar pressure

Landline™ 8

Catalog number 18500 - (any of bellow 6 digits)

FLOW RATE (L/H)	DISTANCE BETWEEN DRIPPER (M)	BUNDLED COIL LENGTH (M)					
		30	50	100	200	300	600
2.00	0.15	002860	002862	002865	002867	002870	
	0.20	002880				002890	002895
	0.30	002920	002919	002922	002923		002927
	0.50	002940					002936

Missing catalog numbers available upon request

Blank tube, without drippers inside, 30 meter coil: 18500-001050

Landline™ 8 (Dark Brown)

Catalog number 18500 - (any of bellow 6 digits)

FLOW RATE (L/H)	DISTANCE BETWEEN DRIPPER (M)	BUNDLED COIL LENGTH (M)		
		30	50	100
2.00	0.15			
	0.20			
	0.30			
	0.50			

Missing catalog numbers available upon request

→ DRIPLINES TECHNICAL DATA

MODEL	INSIDE DIAMETER (MM)	WALL THICKNESS (MM)	OUTSIDE DIAMETER (MM)	MAX. WORKING PRESSURE (BAR)	KD
Landline™ 8	6.30	0.80	7.90	4.0	2.0

→ DRIPLINES PACKAGE DATA (ON BUNDLED COIL)

WALL THICKNESS (MM)	COIL LENGTH (M)	DISTANCE BETWEEN DRIPPERS (M)	AVERAGE* COIL WEIGHT (KG)
0.80	30	0.15 to 0.50	0.6
	50	0.15 to 0.50	1.0
	100	0.15 to 0.50	2.0

* Calculated weight average. For further details see "Average Coil Weight Disclaimer".

Techflow™ Junior

Compact on line pressure-compensated, continuously self-flushing dripper for landscape applications



Pressure-compensated



Compact size



Anti-Siphon mechanism

/ Benefits & Features

- **Pressure-compensated** Compact size on line pressure-compensated dripper delivering precise and equal amounts of water over a broad pressure range, and ensuring 100% uniformity of water and nutrient distribution along the laterals.
- **Anti-Siphon mechanism** Anti-Siphon mechanism prevents contaminants from being drawn into the dripper.
- **Continuously self-flushing** Flushes debris throughout operation, while ensuring constant dripper operation even in challenging water qualities.
- **Optional CNL model** All drippers turn on and off at the same time, maximizing balance of application. System holds back up to 1.2 m of water (elevation change). No low emitter drainage, great on slopes. Delivers more precise watering.
- **In line model** Special model, fit 4 mm micro-tube as distribution tube. Dripper with dual barb, inlet and outlet for in line installation.
- **PCJ SP (self-piercing) dripper** Requiring no pre punching when installed on pipes class 2.5 and 4.0. The number of drippers can be raised to increase water quantity supply and meet the tree's growth rate requirements.

/ Specifications

- ✓ Flow rates: 2.0, 4.0, 8.0 l/h.
- ✓ Pressure compensating range: 0.7 to 4.0 bar.
- ✓ Anti-Siphon mechanism.
- ✓ Optional, in line model.
- ✓ Optional, CNL feature: Anti-Drain mechanism, shut-off pressure: 0.12 bar.
- ✓ Optional, SP feature (self-piercing).
- ✓ Recommended filtration: 130 micron / 120 mesh.

→ DRIPPERS TECHNICAL DATA

FLOW RATE* (L/H)	WORKING PRESSURE RANGE (BAR)	WATER PASSAGES DIMENSIONS WIDTH-DEPTH-LENGTH (MM)	FILTRATION AREA (MM ²)	CONSTANT K	EXPONENT * X
2.0	0.7 - 4.0	0.98 x 0.79 x 35	2.0	2.0	0
4.0	0.7 - 4.0	1.32 x 0.92 x 35	2.0	4.0	0
8.0	0.7 - 4.0	1.60 x 1.08 x 35	2.0	8.0	0

*Within working pressure range

Techflow™ Junior Dripper - 3 mm barb outlet

Catalog number 21520 - (any of bellow 6 digits)

FLOW RATE (L/H)	1 UNIT	50 UNITS/BAG	100 UNITS/BAG
2.0	002100	002120	
4.0	002500	002520	
8.0	002700	002720	

Missing catalog numbers available upon request



Techflow™ Junior

In line Techflow™ Junior dripper - 3 mm barb outlet

Catalog number 21600 - (any of bellow 6 digits)

FLOW RATE (L/H)	1 UNIT	10 UNITS/BAG	50 UNITS/BAG
2.0	003000	003300	003500
4.0	003100	003350	003600
8.0	003200	003400	003700



In-line Techflow™ Junior

In line Techflow™ Junior LCNL dripper - 3 mm barb outlet

Catalog number 21600 - (any of bellow 6 digits)

FLOW RATE (L/H)	1 UNIT	10 UNITS/BAG	50 UNITS/BAG	100 UNITS/BAG
2.0	001800	001810	001815	001820
4.0	002000	002010	002015	002020
8.0	002100			

PCJ-SP (self-piercing) Dripper - 3 mm barb outlet

Catalog number 21500 - (any of bellow 6 digits)

NOMINAL FLOW RATE (L/H)	1 UNIT	10 UNITS/BAG	50 UNITS/BAG	100 UNITS/BAG
2.0	004000	004030	004040	004050
4.0	004100	004130	004140	004150
8.0	004200	004220	004230	004250



Flow rate
2.0 (l/h)



Flow rate
4.0 (l/h)



Flow rate
8.0 (l/h)



International standards

Standard ISO 9261

The majority of drippers and driplines appearing in this catalog comply with the international standard ISO 9261.

This standard refers to and deals with these products and actually determines their quality. The absolute majority of the Netafim™ irrigation products are in compliance with the International Standards provisions and under the supervision of the relevant institutions.

Standards 9001 and 14001

These standards deal with and focus on the organization/ operation/ adaptation of the manufacturing plant aimed at meeting the international regulations stated in these documents. Netafim™ complies with and possesses the relevant accredited certifications and as such meets those international standards.

Nominal flow rate

For a non-PC dripper:

Flow rate, expressed in liters per hour, of a dripper operating at the nominal test pressure:

1.0 bar, and at water temperature of 23°C +/- 3°C.

For a Pressure- compensated dripper: Flow rate, expressed in liters per hour, of a dripper operating within the range of regulation, and at water temperature of 23°C +/- 3°C.

Maximum working pressure

Highest water pressure recommended at the inlet to a dripper/ dripline ensuring proper operation of the dripper/dripline.

Dripper exponent

The relation between the flow rate (Q) in liters per hour, and the inlet pressure (P) in meters column of water in a dripper, is given by the formula:

$$Q (l/h) = K * P (M) ^ X$$

Where:

K is a specific constant to each dripper

X is the dripper exponent

Note: for an exponent of 0, the emission rate does not vary with pressure, for an exponent of 1 the emission rate varies linearly with pressure.

Pressure- compensated dripper/dripline

Dripper/ dripline maintaining a constant flow rate at varying water pressures at the dripper/dripline inlet within the specified pressure limits.

Anti-Drain dripper/ dripline

A dripper/ dripline with "zero" flow whenever the dripper/ dripline's inlet pressure is lower than the value declared by the manufacturer (other than zero).

Recommended filtration level

Filtration level recommendations included in this catalog refer to situations where the TTS (Total Suspended Solids)/ sand/ organic matter content are standard for water used for agricultural applications. Whenever abnormal levels of TTS (Total Suspended Solids)/ sand/ organic matter are identified, it is recommended to consult the Netafim™ Technical Department.

Flushing pressure

The maximum pressure permitted for application via the irrigation system during the flushing process. These pressure rates are permitted for use provided the process does not exceed half hour of continuous flushing when the driplines are continually flushed (at least some of the driplines on the same system must be open during flushing).

Note: Flushing process is done when dripline ends kept open.

/ Netafim™ products warranty

→ ALL DRIPPERS, DRIPLINES AND NETAFIM™ PRODUCTS

Netafim's products are warranted to be free from defects in material and workmanship under normal use and service, for the periods set out in the table below in respect of each of the products, from the date of delivery.

PRODUCT	WALL THICKNESS (MM/MIL)	PERIOD (MONTHS)
DRIPLINES		
Streamline™ X (11.8, 16.2, 22.2 mm ID)	0.13/5.0	6
	0.15/6.0	6
	0.20/8.0	12
Streamline™ Plus (11.8, 16.2, 22.2 mm ID)	0.14/5.5	6
	0.15/6.0	6
	0.20/8.0	12
	0.25/10.0	12
	0.31/12.5	24
Typhoon™ Plus (11.8, 16.2, 22.2, 25.0 mm ID)	0.20/8.0	12
	0.25/10.0	12
	0.31/12.5	24
	0.38/15.0	36
Aries™ (11.8, 15.5, 16.2, 22.2, 25.0 mm ID)	0.31/12.5	24
	0.34/13.5	24
	0.38/15.0	24
	0.50/20.0	36
	0.63/25.0	48
DripNet PC™ (11.8, 15.5, 16.2, 22.2, 25.0 mm ID)	0.31/12.5	24
	0.38/15.0	36
	0.50/20.0	36
	0.63/25.0	48
Aries™ (12-16-20 mm OD)	0.70/27.0	48
	0.80/32.0	54
	0.90/35.0	60
	1.00/39.0	60
	1.20/47.0	60
	1.20/47.0	60
Microdrip (8 mm OD)	0.80/ 32.0	36
DripNet PC™ (16-20 mm OD)	0.90/35.0	60
	1.00/39.0	60
	1.20/47.0	60
UniRam™ (16-17-20 mm OD)	0.90/35.0	60
	1.00/39.0	72
	1.20/47.0	72
Online Drippers		48

* First year: 100% warranty. Following years: gradually decreased warranty

→ LIMITED WARRANTY

This warranty shall be considered as null and void and shall not apply in any of the following events:

1. Where equipment is not used or has not been installed in accordance with Netafim's specifications and installation instructions for the recommended purpose. This warranty does not extend to repair or replacement of a Netafim™ product or part that results from misuse, negligence, alteration, tampering, use in conjunction with parts, products or service which have not been approved by Netafim™, improper installation or maintenance of the product, or any use not in accordance with the applicable user manual provided by Netafim.
2. If irrigation water has not been filtered or treated to the levels specified for individual components of the product by Netafim.
3. Where chemical concentrates are used or applied internally or externally to the product, and cause harm to the product or its components.
4. If operating pressures are not within the limits specified by Netafim™ individual components.
5. Where damage, plugging or clogging is caused by insects, rodents or other animals.
6. Normal wear and tear.
7. Any part normally consumed in operation, or which has a normal life, inherently shorter than the specified warranty period, shall not be considered defective merely due to its consumption or failure prior to the end of the warranty period.
8. If failures are caused by any act or event beyond the reasonable control of Netafim, natural calamities and/or force majeure, which may include, but are not limited to, war, invasion, act of foreign enemy, terrorism, hostilities (whether war be declared or not), civil war or strike, rebellion, lockouts or other industrial disputes or actions, acts of God, acts of government or other prevailing authorities or defaults of third parties, storms, temperatures, flooding, gales, snow, landslides, fire, hailstorm, lightning, earthquakes, electrical or power failures or outages or power surges or electrical spikes, or damage due to freezing or mechanical damage, failure of energy or water supply.

If a customer of Netafim identifies a defect in a Netafim™ product and informs Netafim of that defect during the applicable warranty period, Netafim will repair, replace, or refund a part or the full cost of the product's purchase price, at its sole discretion, either the product or the defective part.

To receive warranty benefits, customers should return the defective product or part to the nearest Netafim™ distributor. Netafim's warranty does not cover transit damages or spare parts required for routine maintenance. Netafim cannot and does not assume liability for defective parts, or damage caused by products not manufactured or supplied by Netafim, even though such products may be used in conjunction with Netafim™ products and the customer assumes risk of use of such third party products.

Netafim's obligation to repair, replace or refund the cost of its products as set forth above is the sole and exclusive warranty given by netafim. Netafim disclaims any and all other warranties, express or implied, including warranties of merchantability and fitness for a particular purpose and/or warranty of non-infringement. Netafim will not be liable to any party in strict liability, tort, contract, or any other manner for damages caused or claimed to be caused as a result of any design or defect in netafim's products. In addition, netafim shall not be liable, and a customer and/or any third party shall not be entitled to recover from Netafim, any, general, special, incidental, consequential, indirect, punitive, or exemplary damages of whatsoever nature and type (including, without derogating from the generality of the foregoing, losses or damages caused by shutdowns or service interruptions, loss of use, non-operation of the products or any equipment, loss of information, loss of power or cost of replacement power, loss of profits or revenue, loss of contracts, loss of capital inventory or use charges, cost of purchased or replacement power, interest charges or cost of capital or claims of customer's clients or any third party) even if netafim is aware or should have been aware of the possibility of such damages. In no event shall netafim's liability exceed the purchase price of the Netafim products.

This warranty extends only to the original dealer/installer of the Netafim™ product. The Netafim warranty duration commences upon the delivery date to such dealer/installer. Netafim reserves the right to alter, modify or redesign its products, pricing and this warranty at all times without creating any liability for the obsolescence of customer inventory or such parts or products.

This warranty shall be subject to, and shall be exclusively governed by, the Laws of the State of Israel, to the exclusion of its conflict of law rules. Any dispute arising out of or in respect of this warranty shall be subject to the jurisdiction of the courts in the State of Israel.

06-0420-DRP-CT-0004-EN

GROW MORE WITH LESS™

www.netafim.com