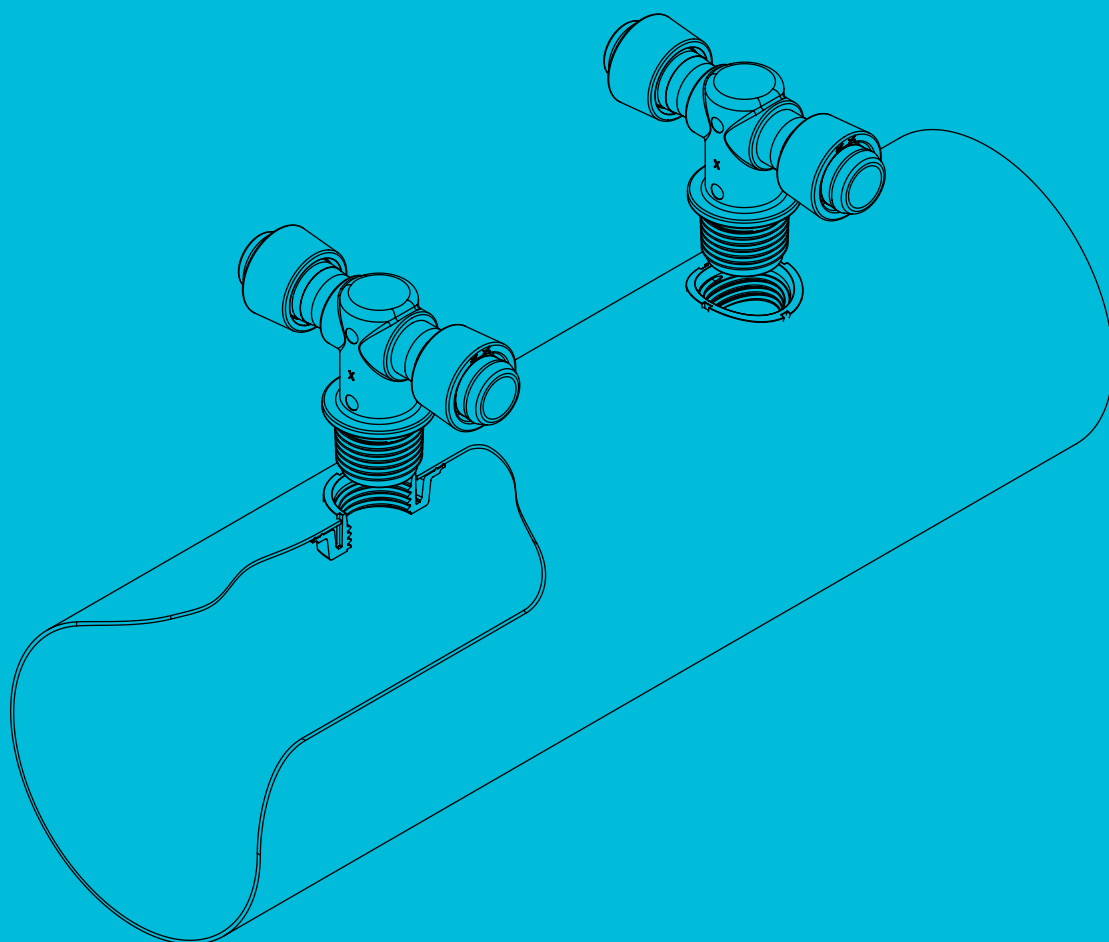


PIPES

PRODUCT CATALOG



2019 V.2

Products appearing in this catalogue may be covered by one or more of the following US Patent Nos. US7886775, US8220838 and other U.S. patents pending or corresponding issued or pending foreign patents

All rights are reserved. You are specifically prohibited and not allowed to reproduce, copy, duplicate, manufacture, supply, sell, hire, distribute or adapt all or any part of this publication including any packaging. Netafim™ is a trademark of Netafim™ Ltd., registered in the U.S. and other countries.

We endeavor to provide accurate, quality and detailed information. However, we cannot accept liability for your reliance on the provided information and you are advised to independently seek professional advice from Netafim™ and/or its "authorized", representatives. There is no undertaking by us that the provided information or any part thereof is accurate, complete or up to date.

Mention of third-party products is for informational purposes only and constitutes neither an endorsement nor a recommendation.

Netafim™ assumes no responsibility with regard to the performance or use of these products.

In no event shall Netafim™ be liable for any indirect, incidental, special or consequential damages.

CONTENTS

PE Irrigation Pipes

Data	4
Standard irrigation PE pipes.....	5-6
Netafim™ irrigation tubes and micro-tubes	7
Netafim™ blank dripperlines	8-9

FlexNet™ Flexible Pipes

Data	10-13
Start connectors	14-15
Pipe connector.....	16-19
FlexNet™ accessories for sprinklers system.....	20



NETAFIM™ PE PIPES

POLYETHYLENE PIPES, TUBES AND MICRO-TUBES

APPLICATIONS

For use in agricultural irrigation systems, water delivery systems, sprinkler and micro-sprinkler stands, assembly dripper sets and automation application.

FEATURES AND BENEFITS

- All pipes are manufactured with UV and oxidation protection, making them durable to solar radiation without significant damage for many years
- Microorganisms or fungi do not attack PE pipes, either internally or externally
- PE pipes are resistant to saline water, acid or alkaline solutions (excluding highly concentrated solutions) and to most substances employed in agricultural applications
- Available in standard coil lengths, large diameter reels or pipe rods, to meet specific requirements
- Made with quality low or medium density polyethylene resin, especially formulated to resist cracking and kinking, and to ensure long-term reliability
- Precision manufacturing to ensure the uniformity of internal diameter and wall thickness

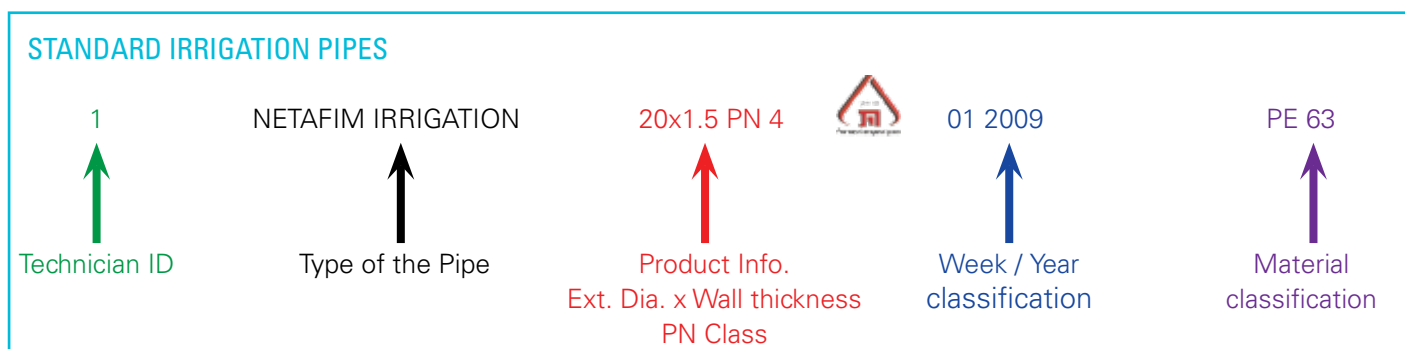
SPECIFICATIONS

- Standard irrigation pipes, produced according to Israeli Standard SI 8779 that fits the International Standard ISO 8779
- Tubes and Micro-tubes 3*5, 4*6.5, 6*8 and 9*12 mm, produced according to Netafim™ quality standards for drippers, sprinkler and micro-sprinkler stands
- Micro-tubes 8 mm, produced according to Netafim™ quality standards for hydraulic command and automation systems

MARKING

Each pipe can be identified by its external diameter and by its class (2.5, 4, 5 or 6 bar).

On each 1 meter of the pipe there is a mark that represents the following:





STANDARD IRRIGATION PE PIPES


Tie coils, catalog number: 40500-(any of below 6 digits)

MODEL	PIPE OD (MM)	PN (CLASS)	MAX. WORKING PRESSURE (BAR)	MINIMUM WALL THICKNESS* (MM)	I.D (MM)	MATERIAL CLASSIFICATION	TIE COILS PIPE LENGTH				
							25 METER	50 METER	100 METER	200 METER	400 METER
16/4	16	4	4	1.0	14.0	PE40	004110	004210	004310	004410	004510
20/4	20	4	4	1.2	17.6	PE40	004810	004910	005010	005110	005130
25/4	25	4	4	1.5	22.0	PE40	005510	005610	005710	005910	
32/4	32	4	4	1.3	29.4	PE63	006205	006310	006410		
32/4 Soft	32	4	4	2.4	27.2	PE32	006440	006430			
40/4	40	4	4	1.6	36.8	PE63	006650	006700	006900	007000	N/A
40/4 Soft	40	4	4	3.0	34.0	PE32		007300	007400		N/A
40/5	40	5	5	1.9	36.2	PE63			007450		
50/4	50	4	4	2.0	46.0	PE63	007550	007600	007800	007900	N/A
50/4 Soft	50	4	4	3.7	42.6	PE32		008200	008300		N/A
50/5	50	5	5	2.4	45.2	PE63			008380		N/A
63/4	63	4	4	2.5	58.0	PE63		008500	008700		N/A
63/6	63	6	6	3.0	57.0	PE80		**010189	**010190		N/A

Missing catalog numbers available upon request

* At water temperatures up to 35° C

** Catalog numbers starts with: 40550 (Material Group)




STANDARD IRRIGATION PE PIPES

Stretched wrapped coils, catalog number: 40500-(any of below 6 digits)

MODEL	PIPE OD (MM)	PN (CLASS)	MAX. WORKING PRESSURE (BAR)	MINIMUM WALL THICKNESS* (MM)	I.D (MM)	MATERIAL CLASSIFICATION	STRETCHED WRAPPED COILS PIPE LENGTH				
							25 METER	50 METER	100 METER	200 METER	400 METER
16/4	16	4	4	1.0	14.0	PE40	004100	004200	004300	004400	004500
20/4	20	4	4	1.2	17.6	PE40	004800	004900	005000	005100	
25/4	25	4	4	1.5	22.0	PE40	00500	005600	005700		N/A
32/4	32	4	4	1.3	29.4	PE63	005500	006300	006400	N/A	N/A
32/4 Soft	32	4	4	2.4	27.2	PE32		006300	006400		

Missing catalog numbers available upon request

* At water temperatures up to 35 °C



STANDARD IRRIGATION PE PIPES

Rod pipes, catalog number: 40500-(any of below 6 digits)

MODEL	PIPE OD (MM)	PN (CLASS)	MAX. WORKING PRESSURE (BAR)	MINIMUM WALL THICKNESS* (MM)	I.D (MM)	MATERIAL CLASSIFICATION	ROD PIPES LENGTH	
							5.85 METER	11.85 METER
20/4	20	4	4	1.2	17.6	PE40	004710	004720
25/4	25	4	4	1.5	22.0	PE40	005410	005420
32/4	32	4	4	1.3	29.4	PE63	006210	006220
40/4	40	4	4	1.6	36.8	PE63	006710	006720
50/4	50	4	4	2.0	46.0	PE63	007510	007520
63/4	63	4	4	2.5	58.0	PE63	008420	008420
63/6	63	6	6	3.0	57.0	PE80	**006470	

Missing catalog numbers available upon request

* At water temperatures up to 35° C

** Catalog numbers starts with: 40550 (Material Group)



STANDARD IRRIGATION PE PIPES

Coiled on metal drums, catalog number: 40500-(any of below 6 digits)

MODEL	PIPE OD (MM)	PN (CLASS)	MAX. WORKING PRESSURE (BAR)	MINIMUM WALL THICKNESS* (MM)	I.D (MM)	MATERIAL CLASSIFICATION	BIG COILS PIPE LENGTH	
							METER	
16/4	16	4	4	1.0	14.0	PE40	7000	004600
20/4	20	4	4	1.2	17.6	PE40	4500	005300
25/4	25	4	4	1.5	22.0	PE40	2700	006000
32/4	32	4	4	1.4	29.1	PE63	1800	006500
40/4	40	4	4	1.7	36.5	PE63	1200	007100
40/4 Soft	40S	4	4	3.0	34.0	PE32		

Missing catalog numbers available upon request

* At water temperatures up to 35 °C



STANDARD IRRIGATION PE PIPES - COLORED GRAY

Tie coils, catalog number: 40500-(any of below 6 digits)

MODEL	PIPE OD (MM)	PN (CLASS)	MAX. WORKING PRESSURE (BAR)	MINIMUM WALL THICKNESS* (MM)	I.D (MM)	MATERIAL CLASSIFICATION	TIE COILS PIPE LENGTH			
							50 METER	100 METER	200 METER	400 METER
16/4	16	4	4	1.0	14.0	PE40		004320	004420	
20/4	20	4	4	1.2	17.6	PE40		005050	005150	
25/4	25	4	4	1.5	22.0	PE40		005720	005920	
32/4	32	4	4	1.3	29.4	PE63	006320	006420	006460	
40/4	40	4	4	1.6	36.8	PE63	006740	006920		N/A
50/4	50	4	4	2.0	46.0	PE63		007820		N/A

Missing catalog numbers available upon request

* At water temperatures up to 35 °C




STANDARD IRRIGATION PE PIPES - COLORED PURPLE

Tie coils, catalog number: 40560-(any of below 6 digits)

MODEL	PIPE OD (MM)	PN (CLASS)	MAX. WORKING PRESSURE (BAR)	MINIMUM WALL THICKNESS* (MM)	I.D (MM)	MATERIAL CLASSIFICATION	TIE COILS PIPE LENGTH	
							50 METER	100 METER
16/4	16	4	4	1.0	14.0	PE40	000750	000800
20/4	20	4	4	1.2	17.6	PE40	000900	000950
25/4	25	4	4	1.5	22.0	PE40	001030	001050
32/4	32	4	4	1.3	29.4	PE63	001130	001150
40/4	40	4	4	1.6	36.8	PE63	001230	001250
50/4	50	4	4	2.0	46.0	PE63	001330	001350
63/4	63	4	4	2.5	58.0	PE63	001430	001450

Missing catalog numbers available upon request

* At water temperatures up to 35 °C



NETAFIM™ IRRIGATION PE TUBES & MICRO-TUBES

Tie coils, catalog number: 40000-(any of below 6 digits)

MODEL	PIPE OD (MM)	PIPE ID (MM)	MAX. WORKING PRESSURE (BAR)	MATERIAL CLASSIFICATION	COLOR	TIE COILS PIPE LENGTH			
						100 METER	200 METER	500 METER	1000 METER
3*5	5.0	3.3	4	SPE	Black	002000	002100	002200	002250
3*5	5.0	3.3	4	SPE	Gray		002125	002135	002270
3*5	5.0	3.3	4	SSPE	Black	002050		002220	
3*5	5.0	3.3	4	SSPE	Gray	002060	002120	002130	002260
4*6.5	6.5	4.0	4	SPE	Black	004700	004800	004900	
4*6.5	6.5	4.0	4	SSPE	Black	004840			
4*6.5	6.5	4.0	4	SSPE	Gray		004850	004950	
6*8	8.0	5.5	4	SPE	Black	006510	006560	006580	
9*12	12.0	8.7	4	SPE	Black	005530			

Missing catalog numbers available upon request

* At water temperatures up to 35 °C

NETAFIM™ IRRIGATION PE TUBES & MICRO-TUBES

Cut pieces, catalog number : 40000-(any of below 6 digits)

MODEL	PIPE OD (MM)	PIPE ID (MM)	MAX. WORKING PRESSURE (BAR)	MATERIAL CLASSIFICATION	COLOR	CUT PIECES PIPE LENGTH (METER)						
						0.15	0.30	0.60	0.90	1.00	1.20	1.50
3*5	5.0	3.3	4	SPE	Black	002420	002500	002800	003000	003030		003065
3*5	5.0	3.3	4	SPE	Gray		002545	002817		003032	003050	003033
3*5	5.0	3.3	4	SSPE	Black		002520	002815	003015	003040		
3*5	5.0	3.3	4	SSPE	Gray		002540	002810	003020		003060	003080
4*6.5	6.5	4.0	4	SPE	Black		005040	005100	005170	005220	005260	005340
4*6.5	6.5	4.0	4	SSPE	Black	005015						
4*6.5	6.5	4.0	4	SSPE	Gray	005020	005070	005120	005190	005290	005280	005360
6*8	8.0	5.5	4	SPE	Black			006160		006210	006260	006310
9*12	12.0	8.7	4	SPE	Black			005460	005480	005490	005510	005520

Missing catalog numbers available upon request

Cut pieces micro tubes can be supplied in any required length between 0.15 and 2.50 m.

* At water temperatures up to 35 °C



NETAFIM™ IRRIGATION PE TUBES & MICRO-TUBES

Tie coils, catalog number: 40000-(any of below 6 digits)

MODEL	PIPE OD (MM)	PIPE ID (MM)	MAX. WORKING PRESSURE (BAR)	MATERIAL CLASSIFICATION	COLOR	TIE COILS PIPE LENGTH			
						100 METER	200 METER	500 METER	1000 METER
8	8.0	5.5	10	PE	Black	012500	012600	012700	012550
8	8.0	5.5	10	PE	Black+1 stripe Blue	012800	013300	013800	012850
8	8.0	5.5	10	PE	Black+1 stripe Green	012900	013400	013900	012950
8	8.0	5.5	10	PE	Black+1 stripe Red	013000	013500	014000	013050
8	8.0	5.5	10	PE	Black+1 stripe White	013100	013600	014100	013150
8	8.0	5.5	10	PE	Black+1 stripe Yellow	013200	013700	014200	013250
8	8.0	5.5	10	PE	Black+2 stripes Blue	014300	014800	015300	014350
8	8.0	5.5	10	PE	Black+2 stripes Green	014400	014900	015400	014450
8	8.0	5.5	10	PE	Black+2 stripes Red	014500	015000	015500	014550
8	8.0	5.5	10	PE	Black+2 stripes White	014600	015100	015600	014650
8	8.0	5.5	10	PE	Black+2 stripes Yellow	014700	015200	015700	014750
8	8.0	5.5	10	PE	Black+3 stripes Blue		016300	016800	
8	8.0	5.5	10	PE	Black+3 stripes Green		016400	016900	
8	8.0	5.5	10	PE	Black+3 stripes Red		016500	017000	
8	8.0	5.5	10	PE	Black+3 stripes White		016600	017100	
8	8.0	5.5	10	PE	Black+3 stripes Yellow		016700	017200	
8	8.0	5.5	10	PE	Black+4 stripes Blue		017800	018300	
8	8.0	5.5	10	PE	Black+4 stripes Green		017900	018400	
8	8.0	5.5	10	PE	Black+4 stripes Red		018000	018500	
8	8.0	5.5	10	PE	Black+4 stripes White	017600	018100	018600	
8	8.0	5.5	10	PE	Black+4 stripes Yellow	017700	018200	018700	

Missing catalog numbers available upon request

* At water temperatures up to 35 °C



NETAFIM™ BLANK DRIPPERLINES

DRIPPERLESS DRIPPERLINES (WITHOUT DRIPPERS INSIDE)



APPLICATIONS

For use in agricultural drip, micro-sprinkler, landscape and mining irrigation systems.

FEATURES AND BENEFITS

- All pipes are manufactured with UV and oxidation protection making them durable to solar radiation without significant damage for at least 50 years.
- Microorganisms or fungi do not attack PE pipes, either internally or externally.
- PE pipes are resistant to saline water, acid or alkaline solutions (excluding highly concentrated solutions) and to most substances employed in agricultural applications.
- Available in standard coil lengths.
- Made with the finest available low/medium density polyethylene resin, especially formulated to resist cracking and kinking, and to ensure long-term reliability.
- Precision manufacturing to ensure the uniformity of internal diameter and wall thickness.

SPECIFICATIONS

- PE pipes (100% PE, totally recyclable).
- Inside diameters and wall thicknesses according to the Netafim™ dripperline product basket can be used as a risers, connectors or distribution pipes.
- Can be used as distribution pipes for micro-sprinkler irrigation systems.

BLANK DRIPPERLINES ON BUNDLED COILS	METER / COIL	TOTAL COILS IN A 40 FEET CONTAINER	COILS WEIGHT (KG) AVERAGE	MAXIMUM WORKING PRESSURE
12010	400	352	12.7	4.0
	600	370	19.0	
16012	25	1920	1.4	4.0
	50	1440	2.8	
	100	960	5.5	
	200	480	11.0	
	300	352	16.5	
	400	352	21.8	
16010	25	1920	1.5	3.50
	50	1440	2.8	
	100	960	4.5	
	200	480	9.0	
	300	352	13.5	
	500	352	22.3	
17012	25	1920	1.5	4.0
	50	1440	2.9	
	100	960	5.7	
	200	480	11.2	
	300	352	17.3	
	400	352	22.5	
20010	100	960	5.5	3.50
	200	480	11.0	
	300	330	16.5	
20012	100	960	6.7	4.0
	200	480	13.3	
	300	330	19.9	

BLANK PE DRIPPERLINES (BLACK)

Catalog number **19950** - (any of below 6 digits)

	100 (m)	200 (m)	300 (m)	400 (m)
12010				000840
16012	001000		001100	001200
16010	001400	001410	001415	001420
17012	004600	004700	004800	004900
20012	008150	008300	008400	N/A
20010	008500	008600	008700	N/A
23009				009500
23010			009520	N/A

Missing catalog numbers available upon request

BLANK PE DRIPPERLINES (BROWN SKIN)

Catalog number **19950** - (any of below 6 digits)

	25 (m)	50 (m)	100 (m)	200 (m)	500 (m)
16012	002700	002720	002740		
16010	003200	003300	003400	003500	003600
17012		006700	006800	006900	

Missing catalog numbers available upon request

BLANK PE DRIPPERLINES (DARK BROWN SKIN)

Catalog number **19950** - (any of below 6 digits)

	25 (m)	50 (m)	100 (m)
12010	000910	000920	000930
16012	003100	003120	

Missing catalog numbers available upon request

BLANK PE DRIPPERLINES (PURPLE SKIN)

Catalog number **19950** - (any of below 6 digits)

	200 (m)	300 (m)	400 (m)
16010	003970		
17012			007500
20012		009300	

Missing catalog numbers available upon request

BLANK PE DRIPPERLINES (LIGHT GRAY SKIN)

Catalog number **19950** - (any of below 6 digits)

	300 (m)	400 (m)	500 (m)
16012		001260	
16010			003700
17012		004400	
20012	009310	N/A	N/A

Missing catalog numbers available upon request

BLANK PE DRIPPERLINES (BRIGHT WHITE SKIN)

Catalog number **19950** - (any of below 6 digits)


	25 (m)	50 (m)	300 (m)	305 (m)	405 (m)
16012	000600	000605			000610
20012	000700	000705	000706		
25015				082690	

Missing catalog numbers available upon request




NETAFIM™ FLEXIBLE PIPES FLEXNET™

INNOVATIVE MAINLINE AND SUB-MAINLINE PIPING SOLUTIONS
THAT ARE EASY TO INSTALL, RECOIL AND RELOCATE



FLEXNET™



FLEXNET HP™

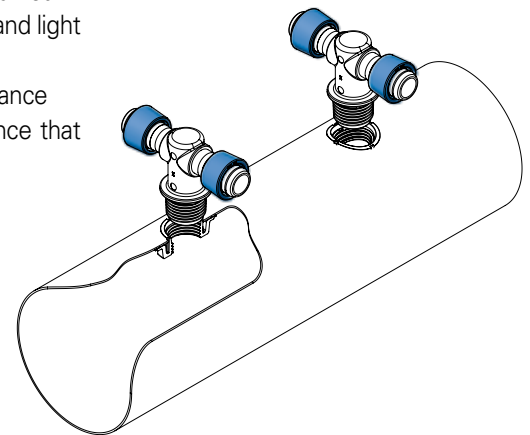
APPLICATIONS

For seasonal crop:

- Sub main for all drip irrigation and sprinkler systems
- Water delivery pipes

FEATURES AND BENEFITS

- Reduced labor through simple and fast installation and retrieval, that is achieved due to low product weight, pre-ordered welded outlets at a spacing that match farmer needs, and specially-designed dripperline connectors that require no glue or Teflon
- Reduced weeding and muddy spots thanks to perfect sealing between the patented outlets and the pipe, that are guaranteed to provide top performance over many years
- Dripperlines remain in the same position throughout the entire season due to avoidance of the "snaking" phenomenon that is prevalent with other sub-main pipes in the market.
- Product longevity is achieved through unique weaving that provides both strength and light weight and thus allow numerous layings and retrievals
- White colored for high thermal resistance, high chemical resistance and UV resistance
- Full suite of auxiliary products that ensure simplicity, connectivity and maintenance that guarantees product's extended performance



SPECIFICATIONS

	FLEXNET™	FLEXNET HP™
ISO 16438 Standard Compatibility	√	√
Available diameters	2", 3", 4", 6", 8", 10", 12"	2", 3", 4", 6", 8"
Coil length	50 or 100 meter	50 or 100 meter
Welded outlet color	Green	Black
Colored strip for easy identification	Black	Red
Raw material	PP	PE
Maximum working pressure	Depending on pipe diameter (see table below)	

FLEXNET™ TECHNICAL DATA

FLEXNET™	INSIDE DIAMETER (MM)	WALL THICKNESS (MM)	OUTSIDE DIAMETER (MM)	MAX. WORKING PRESSURE (BAR)
2" / 51 mm	51.5	0.75	53.2	2.5
3" / 78 mm	78.3	0.75	80.0	2.0
4" / 102 mm	102.5	0.75	104.2	1.7
6" / 163 mm	163.0	0.75	164.7	1.4
8" / 209 mm	209.0	0.75	210.7	1.0
10" / 260 mm	260.0	0.75	261.7	0.8
12" / 320 mm	320.0	0.75	321.7	0.65

FLEXNET™ PACKAGE DATA

FLEXNET™	COIL LENGTH (M)	DIMENSIONS WIDTH*DIAMETER (CM*CM)	COIL WEIGHT BLANK / WITH CONNECTORS (KG)	COILS PER PALLET (UNITS)	COIL LENGTH (M)	DIMENSIONS WIDTH*DIAMETER (CM*CM)	COIL WEIGHT BLANK / WITH CONNECTORS (KG)	COILS PER PALLET (UNITS)
2" / 51 mm	100	10.0*70	13 / 14	20	50	10.0*55	9	40
3" / 78 mm	100	14.2*70	16 / 17	14	50	14.2*55	11 / 14	28
4" / 102 mm	100	18.5*70	21 / 22	12	50	18.5*55	14 / 21	24
6" / 163 mm	100	27.5*70	32 / 33	6	50	27.5*55	19 / 28	12
8" / 209 mm	100	33.5*70	43 / 44	6	50	33.5*55	25 / 38	12
10" / 260 mm	100	42.5*70	51 / 52	6	50	42.5*55	32 / 48	12
12" / 320 mm	100	51.5*70	65 / 66	4	50	51.5*55	37 / 55	8

* Please note that coils dimensions may vary if the spacing between the integral connectors is less than 1m

FLEXNET HP™ TECHNICAL DATA

FLEXNET HP™	INSIDE DIAMETER (MM)	WALL THICKNESS (MM)	OUTSIDE DIAMETER (MM)	MAX. WORKING PRESSURE (BAR)
2" / 51 mm	51.5	1.1	53.7	3.0
3" / 78 mm	78.3	1.1	80.5	3.0
4" / 102 mm	102.5	1.1	104.7	3.0
6" / 163 mm	163.0	1.1	165.2	2.2
8" / 209 mm	209.0	1.1	210.7	1.5

FLEXNET HP™ PACKAGE DATA

FLEXNET HP™	COIL LENGTH (M)	DIMENSIONS WIDTH*DIAMETER (CM*CM)	COIL WEIGHT BLANK / WITH CONNECTORS (KG)	COILS PER PALLET (UNITS)	COIL LENGTH (M)	DIMENSIONS WIDTH*DIAMETER (CM*CM)	COILS PER PALLET (UNITS)
2" / 51 mm	100	9.0*70	15 / 16	22	50	9.0*55	36
3" / 78 mm	100	14.0*70	27 / 28	14	50	14.0*55	28
4" / 102 mm	100	18.5*70	35 / 36	12	50	18.5*55	24
6" / 163 mm	100	27.5*70	52 / 53	6	50	27.5*55	12
8" / 209 mm	100	33.5*70	62 / 63	6	50	33.5*55	12

FLEXNET™ BLANK PIPES

Catalog number: 43002-(any of below 6 digits)

FLEXNET™	BLANK PIPE 50 METER	BLANK PIPE 100 METER
2" / 51 mm	000177	000179
3" / 78 mm	000197	000199
4" / 102 mm	000203	000205
6" / 163 mm	000220	000222
8" / 209 mm	000230	000237
10" / 260 mm	000247	000257
12" / 320 mm	000267	000277



FLEXNET™

FLEXNET™ PIPES WITH INTEGRAL WELDED CONNECTORS

Catalog number: 43002-(any of below 6 digits)

FLEXNET™	0.50 (M) BETWEEN CONN. 100 METER	0.50 (M) BETWEEN CONN. 50 METER	0.70 (M) BETWEEN CONN. 100 METER	0.70 (M) BETWEEN CONN. 50 METER	0.75 (M) BETWEEN CONN. 100 METER	0.75 (M) BETWEEN CONN. 50 METER	0.80 (M) BETWEEN CONN. 100 METER	0.80 (M) BETWEEN CONN. 50 METER
2"/51 mm	000420	000410	000450	000440	000480	000470	000510	000500
3"/78 mm	001060	001050	001850	001848	001860	001858	001863	001861
4"/102 mm	002523	002519	002552	002550	002557	002555	002564	002562
6"/163 mm	003300	003290	003920	003918	003935	003930		
8"/209 mm					005000	004990		
10"/260 mm								

FLEXNET™	0.90 (M) BETWEEN CONN. 100 METER	0.90 (M) BETWEEN CONN. 50 METER	1.00 (M) BETWEEN CONN. 100 METER	1.00 (M) BETWEEN CONN. 50 METER	1.40 (M) BETWEEN CONN. 50 METER	1.40 (M) BETWEEN CONN. 100 METER	1.50 (M) BETWEEN CONN. 50 METER	1.50 (M) BETWEEN CONN. 100 METER	1.60 (M) BETWEEN CONN. 50 METER	1.60 (M) BETWEEN CONN. 100 METER
2"/51 mm	000570	000560	000600	000590	000650	000660	000680	000690		
3"/78 mm	001890	001888	001900	001898	001998	002000	002010	002012	002015	002017
4"/102 mm	002570	002568	002600	002590	003001	003000	003030	003032	003080	003090
6"/163 mm	003940	003938			003984	003990	003997	004000	004020	004030
8"/209 mm							005010	005020		
10"/260 mm										

* Missing catalog numbers available upon request


** Other distances and configurations between integral welded connectors available upon request

Additional catalog numbers can be configured by the FlexNet™ on-line configurator:
<http://productconfig.netafim.com/>

FLEXNET HP™ BLANK PIPES

Catalog number: 43000-(any of below 6 digits)

FLEXNET HP™	BLANK PIPE 50 METER	BLANK PIPE 100 METER
2" / 51 mm	000510	000530
3" / 78 mm	000550	000560
4" / 102 mm	000580	000600
6" / 163 mm	000650	000670
8" / 209 mm	000675	000680



FLEXNET HP™

FLEXNET HP™ PIPES WITH INTEGRAL WELDED CONNECTORS

Catalog number: 43000-(any of below 6 digits)

FLEXNET HP™	0.5 (M) BETWEEN CONN. 100 METER	1.0 (M) BETWEEN CONN. 100 METER	1.2 (M) BETWEEN CONN, 100 METER	1.5 (M) BETWEEN CONN. 100 METER	1.8 (M) BETWEEN CONN. 100 METER	5.0 (M) BETWEEN CONN. 100 METER	8.0 (M) BETWEEN CONN. 100 METER	10.0 (M) BETWEEN CONN. 100 METER
2" / 51 mm	006200	006800	006900		006980	007240	007275	007360
3" / 78 mm	009470	010015	010030	010050	010100	010225	010280	010300
4" / 102 mm	013870		014035	014050	014100		014270	014300
6" / 163 mm				015003				
8" / 209 mm		015102						

* Missing catalog numbers available upon request

** Other distances and configurations between integral welded connectors available upon request

FLEXNET HP™	0.5 (M) BETWEEN CONN. 50 METER	1.0 (M) BETWEEN CONN. 50 METER	1.2 (M) BETWEEN CONN, 50 METER	1.5 (M) BETWEEN CONN. 50 METER	1.8 (M) BETWEEN CONN. 50 METER	1.93 (M) BETWEEN CONN. 50 METER	1.93 (M) BETWEEN CONN. 100 METER	8.0 (M) BETWEEN CONN. 50 METER	10.0 (M) BETWEEN CONN. 50 METER
2" / 51 mm	006100	006760	006860		006940		007000	007265	007320
3" / 78 mm	009460	008504	008507	008550	008600	008700	010200	008780	008800
4" / 102 mm	011850			012050	012100	012200	014200	012270	012300
6" / 163 mm				015001					
8" / 209 mm		015100							

* Missing catalog numbers available upon request



** Other distances and configurations between integral welded connectors available upon request

Additional catalog numbers can be configured by the FlexNet™ on-line configurator:
<http://productconfig.netafim.com/>

FLEXNET™ TO DRIPPERLINES CONNECTORS

TO USE WITH INTEGRAL WELDED CONNECTORS

START CONNECTORS FOR 12 MM TWD/MWD DRIPPERLINES

PRODUCT PICTURE	PRODUCT DESCRIPTION	CATALOGUE NO.	FLEXNET™	FLEXNET HP™
	Fast elbow 12 w/blue ring MTH 1/2"	32500-003360	√	√
	Fast "T" 12 w/blue ring MTH 1/2"	32500-002565	√	√

√ = Suitable

START CONNECTORS FOR 16 MM TWD/MWD DRIPPERLINES










PRODUCT PICTURE	PRODUCT DESCRIPTION	CATALOGUE NO.	FLEXNET™	FLEXNET HP™
	Fast elbow 16 w/blue ring MTH 1/2"	32500-015381	√	√
	Fast "T" 16 w/blue rings MTH 1/2"	32500-015341	√	√
	Fast elbow 16 w/o ring MTH 1/2"	32500-015380	√	√
	Fast "T" 16 w/o rings MTH 1/2"	32500-015340	√	√
	White ring 16 For MWD	32500-017600	√	√
	Black flat ring for HWD	32000-006950	√	√
	Twist lock elbow 16 MTH 1/2"	32500-011380	√	√
	Twist lock elbow "T" 16 MTH 1/2"	32500-011370	√	√

√ = Suitable





TWD - Thin Wall Dripperlines

MWD - Medium Wall Dripperlines



START CONNECTORS FOR 22 & 25 MM TWD/MWD DRIPPERLINES

PRODUCT PICTURE	PRODUCT DESCRIPTION	CATALOGUE NO.	FLEXNET™	FLEXNET HP™
	Fast elbow 22 w/blue ring MTH 1/2" 1 unit 100 units/bag	32500-034020 32500-034040	√	√
	Fast "T" 22 w/blue rings MTH 1/2" 1 unit 100 units/bag	32500-034120 32500-034130	√	√
	Fast elbow 22 w/o ring MTH 1/2" 1 unit	32500-034000	√	√
	Fast "T" 22 without rings MTH 1/2" 1 unit	32500-034100	√	√
	White ring 22 For MWD 1 unit 50 units/bag 100 units/bag	32500-017740 32500-017741 32500-017742	√	√
	TL elbow 22 MTH 1/2" 1 unit	32500-014770	√	√
	TL "T" 22 x 2 MTH 1/2" 1 unit	32500-014750	√	√
	Fast elbow 25 w/black ring MTH 1/2" 1 unit	32500-034220	√	√
	Fast "T" 25 w/black ring MTH 1/2" 1 unit	32500-034320	√	√

START CONNECTORS FOR 16/17 MM HWD DRIPPERLINES

PRODUCT PICTURE	PRODUCT DESCRIPTION	CATALOGUE NO.	FLEXNET™	FLEXNET HP™
	Elbow Nut Lock 16 MTH 1/2"	76200-002700	√	√
	"T" Nut Lock 16 X 2 MTH 1/2"	76200-004300	√	√
	Elbow Barb 16 MTH 1/2"	32500-012700	√	√
	"T" barb 16 x 2 MTH 1/2"	32500-011600	√	√

FLEXNET™ COMPLEMENTARY PRODUCTS

PRODUCT PICTURE	PRODUCT DESCRIPTION	CATALOGUE NO.	FLEXNET™	FLEXNET HP™
	FXN PLUG 0.5" MTH+O RING/50 BAG FXN PLUG 0.5" MTH+O RING/100 BAG	42000-027105 42000-027110	√	√
	NETAFIX NFP PUNCTURE FIX KIT BOX NETAFIX NFP SPARE PARTS /20 BAG	42000-007000 42000-007010	√	√

√ = Suitable

HWD - Heavy Wall Drippers

FLEXNET™ CONNECTORS KITS

Note: All the products are supplied as a kit including the seal and metal band.

PRODUCT PICTURE	PRODUCT DESCRIPTION	CATALOG NO.	FLEXNET™	FLEXNET HP™
COUPLING CONNECTOR				
	FXN coupling 2"*2" kit	43040-018000	√	√
	FXN coupling 3"*3" kit	43040-018150	√	√
	FXN coupling 4"*4" kit	43040-018300	√	√
	FXN coupling 6"*6" kit	43040-031600	√	
	FXN coupling 8"*8" kit	43040-031700	√	
	FXN coupling 10"*10" kit	43040-031800	√	
	FXN coupling 12"*12" kit	43040-031900	√	
	FXN HP coupling 6"*6" kit 4 clamp	43040-100600	√	√
	XN HP coupling 8"*8" kit 4 clamp	43040-100700	√	√
COUPLING CONNECTOR WITH READY MADE PORT				
 * 1/2" threaded outlet	FXN coupling 2"+1/2" FTH BSP kit	43040-030600	√	√
	FXN coupling 3"+1/2" FTH BSP kit	43040-030700	√	√
	FXN coupling 4"+1/2" FTH BSP kit	43040-030800	√	√
LINE END CAP CONECTOR				
	FXN line end cap 2" kit	43040-020710	√	√
	FXN line end cap 3" kit	43040-020720	√	√
	FXN line end cap 4" kit	43040-020730	√	√
	FXN line end cap 6" kit	43040-000400	√	
	FXN line end cap 8" kit	43040-000401	√	
	FXN line end cap 10" kit	43040-000402	√	
	FXN line end cap 12" kit	43040-000403	√	
BARB X MTH BSP ADAPTOR				
	FXN MTH 2"BSP*2" kit	43040-018050	√	√
	FXN MTH 3"BSP*3" kit	43040-018200	√	√
	FXN MTH 4"BSP*4" kit	43040-018350	√	√
BARB X MTH NPT ADAPTOR				
	FXN MTH 2"NPT*2" kit	43040-018205	√	√
	FXN MTH 3"NPT*3" kit	43040-018210	√	√
	FXN MTH 4"NPT*4" kit	43040-018380	√	√
BARB X MTH BSP ADAPTOR WITH READY MADE PORT				
	FXN MTH 2"BSP*2"+1/2" FTH BSP kit	43040-030900	√	√
	FXN MTH 3"BSP*3"+1/2" FTH BSP kit	43040-031000	√	√
	FXN MTH 4"BSP*4"+1/2" FTH BSP kit	43040-031100	√	√
BARB X PVC SW ADAPTOR				
	FXN SW adapter ISO 50/63*2" kit	43040-018100	√	√
	FXN SW adapter ISO 75/90*3" kit	43040-018250	√	√
	FXN SW adapter ISO 110*4" kit	43040-018400	√	√
	FXN SW adapter ASTM 1.5/2"*2" kit	43040-018605	√	√
	FXN SW adapter ASTM 2.5/3"*3" kit	43040-018610	√	√
	FXN SW adapter ASTM 4"*4" kit	43040-018381	√	√

PRODUCT PICTURE	PRODUCT DESCRIPTION	CATALOG NO.	FLEXNET™	FLEXNET HP™
	FXN SW adapter ISO 160MM*6" kit	43040-032000	√	
	FXN SW adapter ISO 200MM*8" kit	43040-032100	√	
	FXN SW adapter ISO 250MM*10" kit	43040-032200	√	
	FXN SW adapter ISO 315MM*12" kit	43040-032300	√	
	FXN SW adapter ASTM 6" kit	43040-032400	√	
	FXN SW adapter ASTM 8" kit	43040-032500	√	
	FXN SW adapter ASTM 10" kit	43040-032600	√	
	FXN SW adapter ASTM 12" kit	43040-032700	√	
	FXN HP SW ISO 160MM*6" kit 2 clamp	43040-100601	√	√
	FXN HP SW ISO 200MM*8" kit 2 clamp	43040-100701	√	√
	FXN HP SW ASTM 6"*6" kit 2 clamp	43040-100602	√	√
	FXN HP SW ASTM 8"*8" kit 2 clamp	43040-100702	√	√
BARB X PVC SW ISO ADAPTOR WITH READY MADE PORT				
	FXN SW adapter ISO 50/63*2"+1/2" FTH kit	43040-031200	√	√
	FXN MTH 3"BSP*3"+1/2" FTH BSP kit	43040-031300	√	√
	FXN SW adapter ISO 110"*4"+1/2" FTH kit	43040-031400	√	√
ELBOW CONNECTOR				
	FXN elbow 2"*2" kit	43040-018900	√	√
	FXN elbow 3"*3" kit	43040-019000	√	√
	FXN elbow 4"*4" kit	43040-019100	√	√
	FXN elbow 6"*6" kit	43040-000410	√	
	FXN elbow 8"*8" kit	43040-000411	√	
	FXN elbow 10"*10" kit	43040-000412	√	
	FXN elbow 12"*12" kit	43040-000413	√	
"T" CONNECTOR				
	FXN tee 2"*2"*2" kit	43040-019500	√	√
	FXN tee 3"*3"*3" kit	43040-019600	√	√
	FXN tee 4"*4"*4" kit	43040-019700	√	√
	FXN tee 6"*6"*6" kit	43040-000420	√	
	FXN tee 8"*8"*8" kit	43040-000421	√	
	FXN tee 10"*10"*10" kit	43040-000422	√	
	FXN tee 12"*12"*12" kit	43040-000423	√	
"T" TRANSITION CONNECTOR				
	FXN tee 3"*2"*3" kit	43040-020100	√	√
	FXN tee 4"*3"*4" kit	43040-020200	√	√

* Two clamps on each side are needed due to the FlexNet HP™ nominal pressure

√ = Suitable



FLEXNET™ CONNECTORS KITS

Note: All the products are supplied as a kit, including the seal and metal band.



PRODUCT PICTURE	PRODUCT DESCRIPTION	CATALOG NO.	FLEXNET™	FLEXNET HP™
TRANSITION CONNECTOR				
	FXN reducing adapter 3"*2" kit	43040-020300	√	√
	FXN reducing adapter 4"*3" kit	43040-020400	√	√
	FXN reducing adapter 6"*4" kit	43040-031608	√	
	FXN reducing adapter 8"*6" kit	43040-000430	√	
	FXN reducing adapter 10"*8" kit	43040-000431	√	
	FXN reducing adapter 10"*12" kit	43040-000435	√	
FLANGE-BARB				
	FXN flange ISO63*2" kit	43040-030000	√	√
	FXN flange ISO90*3" kit	43040-030100	√	√
	FXN flange ISO110*4" kit	43040-030200	√	√
	FXN flange ISO160*6" kit	43040-000300	√	
	FXN flange ISO200*8" kit	43040-000301	√	
	FXN flange ISO260*10" kit	43040-000302	√	
	FXN flange ISO260*10" kit	43040-000303	√	
FLUSHING LINE END				
	FXN flush valve *2" kit	43040-030300	√	√
	FXN flush valve *3" kit	43040-030400	√	√
	FXN flush valve *4" kit	43040-030500	√	√
	FXN flush valve *6" kit	43040-030501		√
	FXN flush valve *8" kit	43040-030502		√
	FXN flush valve *10" kit	43040-030503		√
	FXN flush valve *12" kit	43040-030504		√

√ = Suitable


FLEXNET™ CONNECTOR THREADING TOOLS

PRODUCT PICTURE	PRODUCT DESCRIPTION	CATALOG NO.	FLEXNET™	FLEXNET HP™
	1/2" BSP hand tap (thread)	45000-003185	√	√
	Flat wood drill bit 18mm for BSP1/2" tap	45000-003162	√	√


FLEXNET™ SPARE PARTS

PRODUCT PICTURE	PRODUCT DESCRIPTION	CATALOG NUMBER	FLEXNET™	FLEXNET HP™
	FXN SS304 clamp 2"	43040-100000	√	√
	FXN SS304 clamp 3"	43040-100010	√	√
	FXN SS304 clamp 4"	43040-100020	√	√
	FXN SS304 clamp 6"	43040-100030	√	√
	FXN SS304 clamp 8"	43040-100040	√	
	FXN SS304 clamp 10"	43040-100050	√	
	FXN SS304 clamp 12"	43040-100060	√	
	FXN oring seal EPDM 40*4.538 for 2"	43040-006200	√	√
	FXN oring seal EPDM 60X4.5 for 3"	43040-006230	√	√
	FXN oring seal EPDM 80X4.5 for 4"	43040-006260	√	√
	FXN rubber seal f/barb conn. 6"	43020-010000	√	√
	FXN rubber seal f/barb conn. 8"	43020-010050	√	
	FXN rubber seal f/barb conn.10"	43020-010100	√	
	FXN rubber seal f/barb conn.12"	43020-010150	√	

HYDRAULIC LAYING AND RETRIEVING MACHINE










CATALOG NUMBER	PRODUCT DESCRIPTION	PRODUCT ILLUSTRATION
77200-001110	LAYING & RECOILING MACHINE 2"-4" FXN/FXN HP	

MANUAL LAYING AND RETRIEVING MACHINE

CATALOG NUMBER	PRODUCT DESCRIPTION	PRODUCT ILLUSTRATION
77200-001130	MANUAL LAYING & RECOILING MACHINE 2"-6" FXN/FXN HP	

√ = Suitable

FLEXNET™ ACCESSORIES FOR SPRINKLERS SYSTEM

<p>COMPLETE STAND W/O STAKE Female press fit conn. + 1.2 meter 9*12 tube + barb/male F&S conn., THESE 3 products are SUPPLIED assembled, and as separate products in the same box: flat female/1/2" male threaded S&F conn. + stake adapter that fits a 6 mm rod</p>		<p>IMP SPR STAND 9*12 120CM W/OSTK F&S FLX</p>	
<p>64020-006150</p>		<p>64520-004910</p>	
<p>SPR STAND QUICK CONN MALE/BARB 12+0" RING</p>		<p>SPR STAND FTN F&S CONN FEMALE/ 1/2" MTH</p>	
<p>65080-005060</p>		<p>65080-005210</p>	
<p>METAL ROD</p>		<p>SPR STAND F&S CONN LOCKING SLEEVE 12</p>	
<p>6 mm diameter, 100 cm length</p>		<p>65080-001100</p>	
<p>6 mm diameter, 120 cm length</p>		<p>65080-001200</p>	
<p>8 mm diameter, 100 cm length</p>		<p>65080-001600</p>	
<p>8 mm diameter, 120 cm length</p>		<p>65080-001700</p>	
<p>MEGA-BASE</p>		<p>MEGA-RISER 1/2" 0.4 meter length 1/2" male threaded - 1/2" female threaded</p>	
<p>64520-002480</p>		<p>64520-002490</p>	
<p>MEGA-SUPPORTING ARM</p>		<p>64520-002485</p>	

* For more information please see Netafim™ Micro Sprinklers, Micro Emitters & Sprinklers catalogue

